



US00D783569S

(12) **United States Design Patent** (10) **Patent No.:** **US D783,569 S**
Kwak et al. (45) **Date of Patent:** **** Apr. 11, 2017**

(54) **TELEPHONE**

(71) Applicant: **Samsung Electronics Co., Ltd.**,
Suwon-si, Gyeonggi-do (KR)
(72) Inventors: **Jihee Kwak**, Seoul (KR); **Moonjung Jang**,
Gunpo-si (KR); **Soyoon Jeon**, Guri-si (KR)
(73) Assignee: **SAMSUNG ELECTRONICS CO., LTD.**,
Suwon-si, Gyeonggi-Do (KR)
(**) Term: **15 Years**

(21) Appl. No.: **29/531,583**

(22) Filed: **Jun. 26, 2015**

(30) **Foreign Application Priority Data**

Jan. 16, 2015 (KR) 30-2015-0002190

(51) **LOC (10) Cl.** **14-03**

(52) **U.S. Cl.**
USPC **D14/151**

(58) **Field of Classification Search**
USPC ... D14/140, 140.1, 140.7, 140.8, 141.2, 142,
D14/147, 148, 149, 151, 150, 158, 159,
D14/188, 217, 240, 243, 247, 248, 251,
D14/253, 299, 329, 462, 466, 467, 471;
D21/517; D18/1, 7; D10/104.1;
455/557, 575, 575.1, 575.2, 575.3, 575.4,
455/74.1; 710/303; 379/88.17, 90.01,
379/93.17, 387.01, 388.02, 419-420.04,
379/420.02, 428.01-428.04, 434-436,
379/440, 446-447, 454-455, 93.23
CPC H04M 1/00; H04M 1/003; H04M 1/02;
H04M 1/03; H04M 1/04; H04M 1/0202;
H04M 1/0297; H04M 1/20; H04M 1/21;
H04M 1/22; H04M 1/23; H04M 1/233;
H04M 1/236

See application file for complete search history.

(56) **References Cited**

U.S. PATENT DOCUMENTS

D292,579 S *	11/1987	Savnik	D14/151
D295,407 S *	4/1988	Aschauer	D14/151
D295,514 S *	5/1988	Inaba	D14/151
D296,784 S *	7/1988	Yamagishi	D14/151
D300,926 S *	5/1989	Morikawa	D14/151
D307,009 S *	4/1990	Boykiw	D14/149
D311,918 S *	11/1990	Renard	D14/151
D312,258 S *	11/1990	Atkins	D14/151
D328,295 S *	7/1992	Gagnon	D14/142
5,187,743 A *	2/1993	Gumb	H04M 1/0295 340/815.4

(Continued)

Primary Examiner — Susan Bennett Hattan

Assistant Examiner — Marie Fast Horse

(74) *Attorney, Agent, or Firm* — Ladas & Parry LLP


(57) **CLAIM**

We claim the ornamental design for the telephone, as shown and described.

DESCRIPTION

FIG. 1 is the front perspective view of the telephone showing our new design;
FIG. 2 is the front view thereof;
FIG. 3 is the rear view thereof;
FIG. 4 is the left-side view thereof;
FIG. 5 is the right-side view thereof;
FIG. 6 is the top plan view thereof;
FIG. 7 is the bottom plan view thereof; and,
FIG. 8 is a rear perspective view thereof.
The broken lines in the drawings depict portions of the telephone that form no part of the claimed design. The unshaded surfaces shown between the solid lines and the broken lines form no part of the claim.

1 Claim, 8 Drawing Sheets



(56)

References Cited

U.S. PATENT DOCUMENTS

D338,200	S	*	8/1993	Inukai	D14/151
D340,715	S	*	10/1993	Desbarats	D14/151
D351,165	S	*	10/1994	Hillenmayer	D14/151
D364,622	S	*	11/1995	Hillenmayer	D14/151
D374,667	S	*	10/1996	Elkins	D14/151
D375,095	S	*	10/1996	Hillenmayer	D14/151
D375,497	S	*	11/1996	Kuwajima	D14/151
D395,308	S	*	6/1998	Yoneyama	D14/151
D412,171	S	*	7/1999	Girardi	D14/151
D470,830	S	*	2/2003	Weidinger	D14/151
D482,342	S	*	11/2003	Weidinger	D14/151
D490,795	S	*	6/2004	Watanabe	D14/151
D499,712	S	*	12/2004	Abe	D14/151
D530,701	S	*	10/2006	West	D14/151
D536,328	S	*	2/2007	Chou	D14/151
D551,203	S	*	9/2007	Abe	D14/151
D554,102	S	*	10/2007	Chang	D14/151
D558,181	S	*	12/2007	Takada	D14/142
D558,730	S	*	1/2008	Nakashima	D14/151
D575,262	S	*	8/2008	Brown	D14/151
D577,706	S	*	9/2008	Andrews	D14/151
D582,886	S	*	12/2008	Woo	D14/151
D588,573	S	*	3/2009	West	D14/151
D608,759	S	*	1/2010	Chun	D14/151
D609,212	S	*	2/2010	Turnbull	D14/151
D717,762	S	*	11/2014	Jeon	D14/130
D723,502	S	*	3/2015	Chun	D14/130
D739,373	S	*	9/2015	Hillenmayer	D14/144
D753,624	S	*	4/2016	Ji	D14/151
2005/0069126	A1	*	3/2005	Xue	H04M 1/12 379/454
2009/0283655	A1	*	11/2009	Fukuda	F16M 11/10 248/454
2010/0322410	A1	*	12/2010	Lin	H04M 1/0295 379/428.03

* cited by examiner

FIG. 1

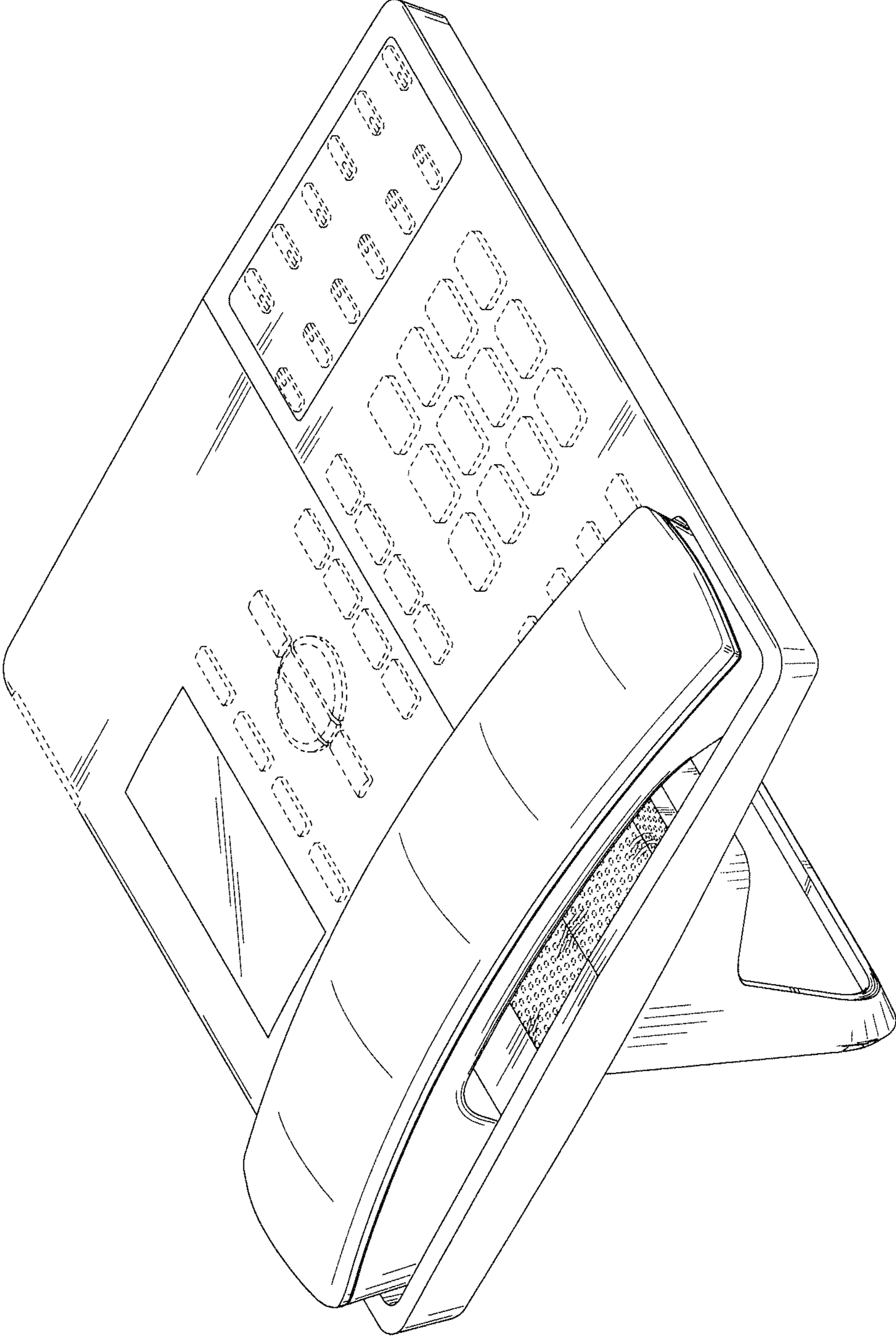


FIG. 2

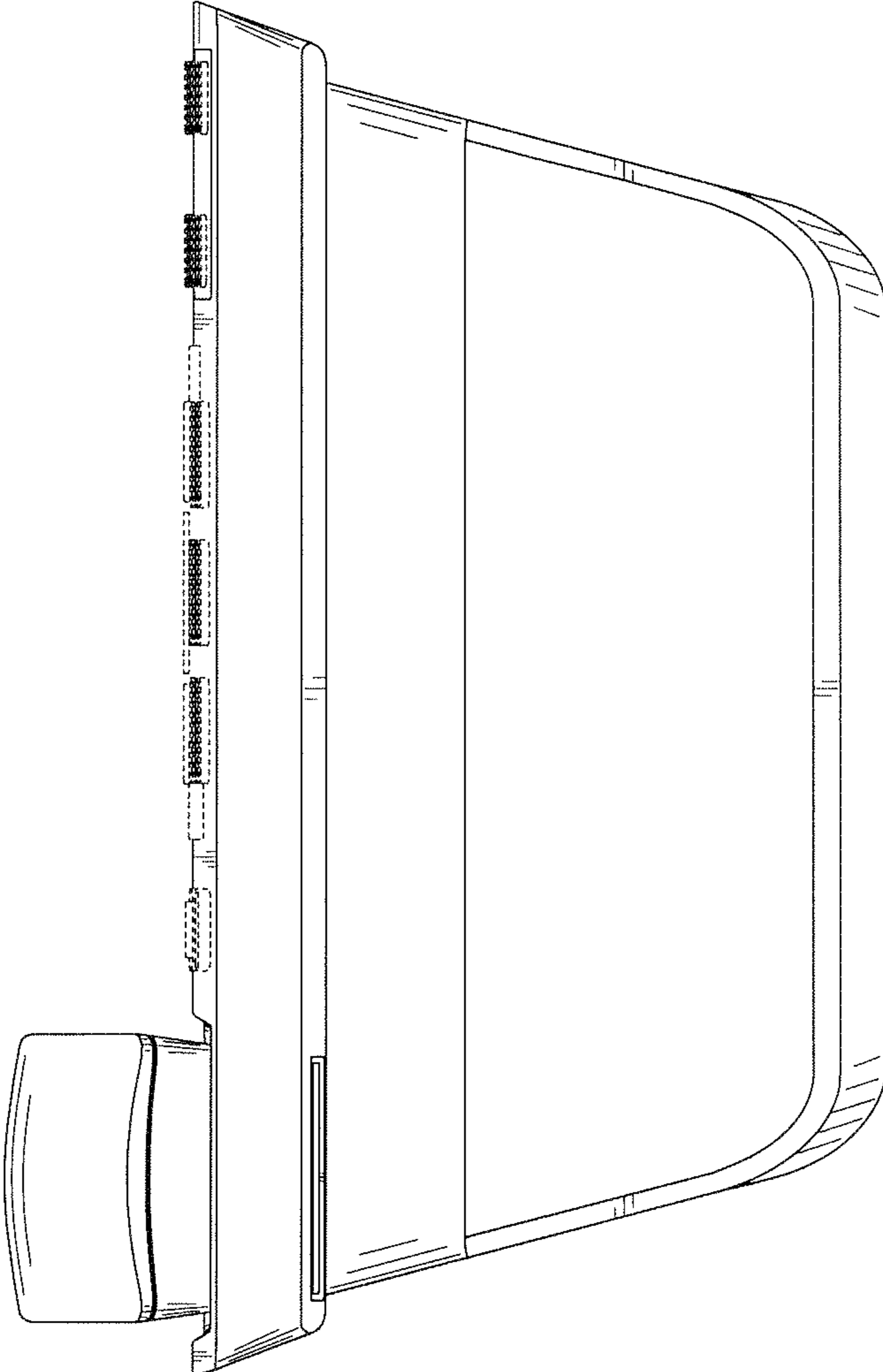


FIG. 3

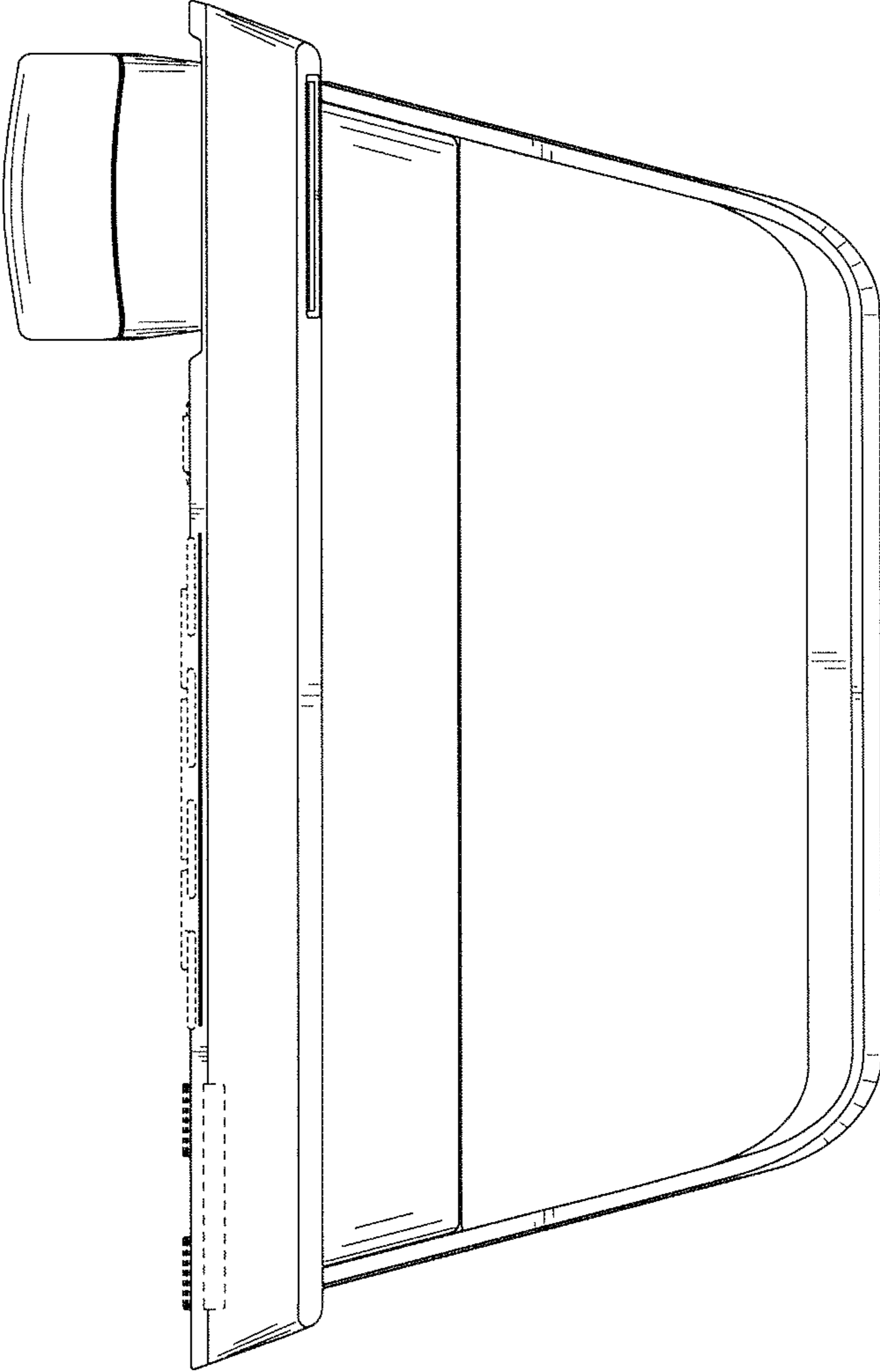


FIG.4

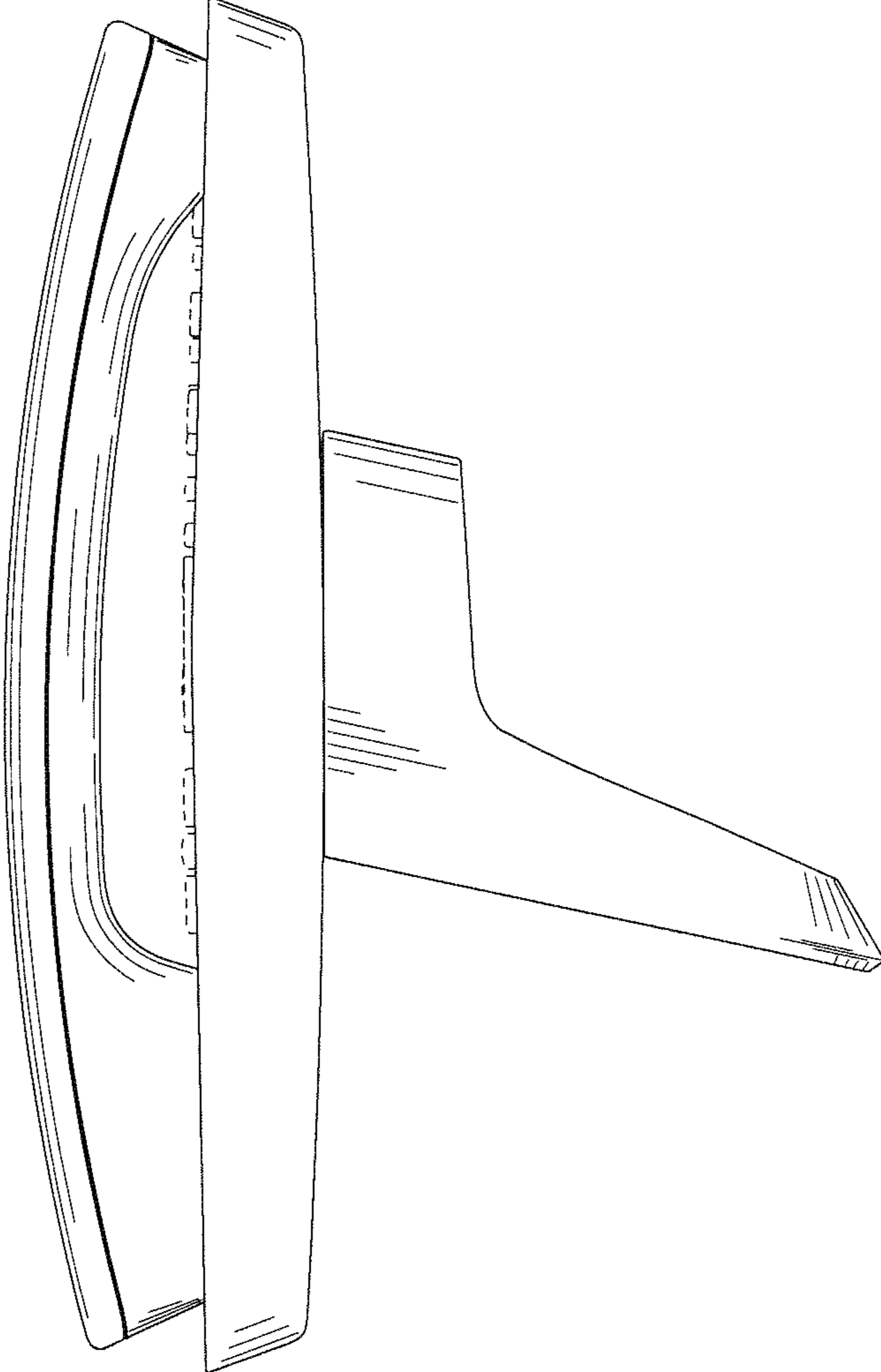


FIG. 5

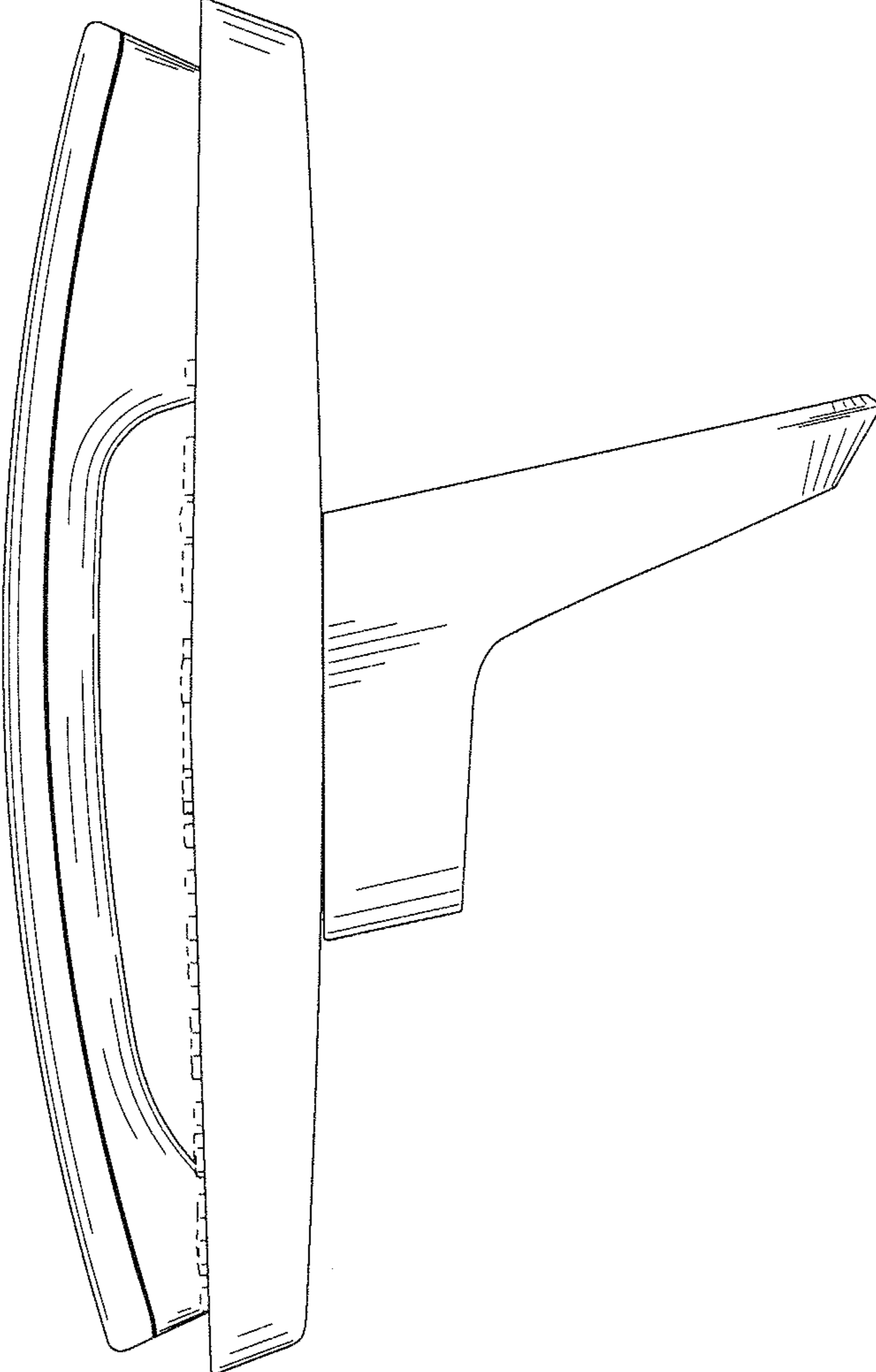


FIG. 6

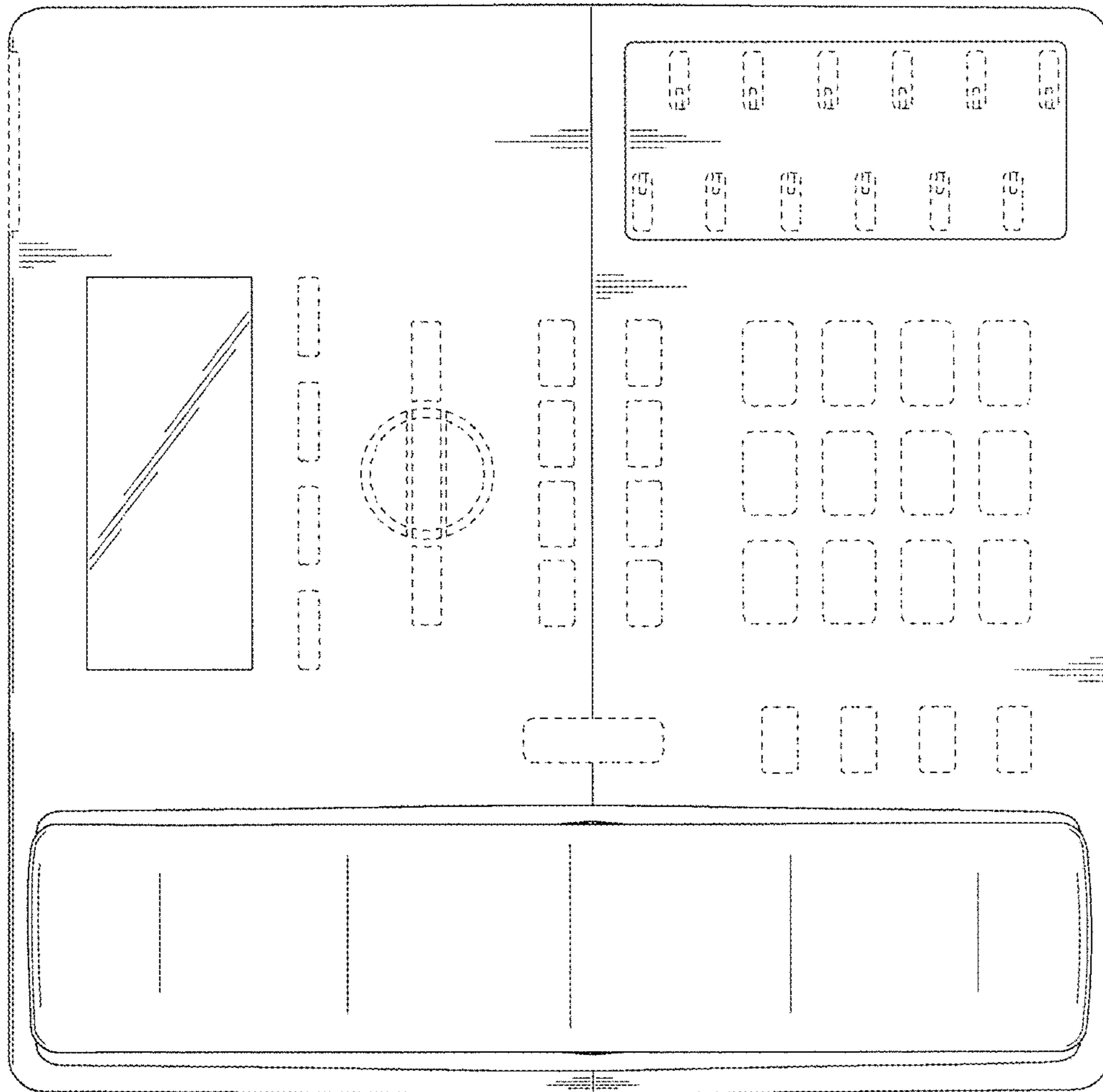


FIG. 7

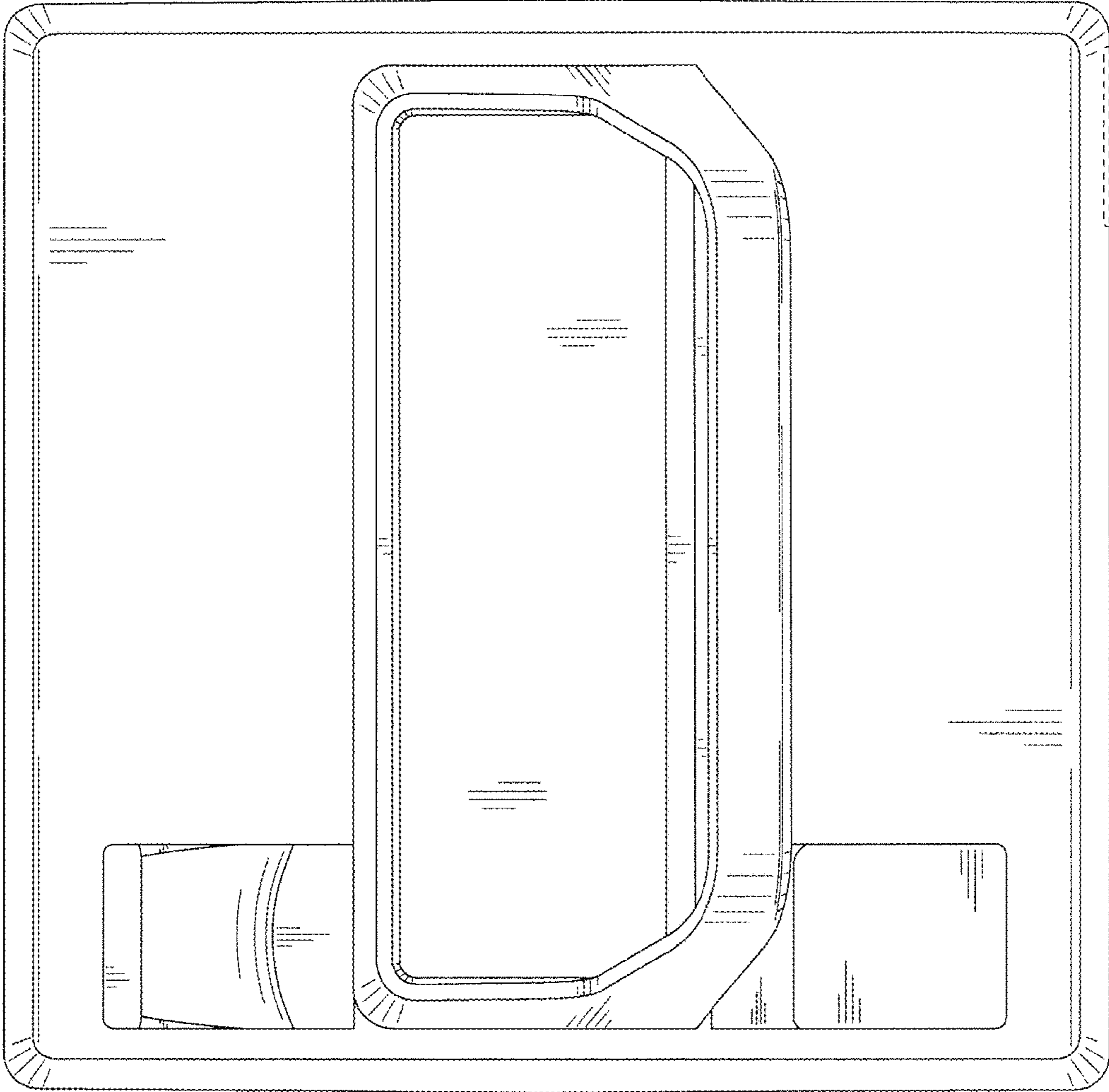


FIG. 8

