



US00D783559S

(12) **United States Design Patent**
Lee et al.

(10) **Patent No.:** **US D783,559 S**
(45) **Date of Patent:** **** Apr. 11, 2017**

(54) **ELECTRONIC DEVICE**

(71) Applicant: **Samsung Electronics Co., Ltd.**,
Suwon-si (KR)

(72) Inventors: **Ji Young Lee**, Seoul (KR); **Hyok Su Choi**, Seoul (KR); **Hong Ku Yeo**,
Seongnam-si (KR); **Min-Hyouk Lee**,
Seoul (KR)

(73) Assignee: **SAMSUNG ELECTRONICS CO., LTD.**, Suwon-si (KR)

(**) Term: **14 Years**

(21) Appl. No.: **29/521,980**

(22) Filed: **Mar. 26, 2015**

(30) **Foreign Application Priority Data**

Dec. 31, 2014 (KR) 30-2014-0064600

(51) **LOC (10) Cl.** **14-03**

(52) **U.S. Cl.**
USPC **D14/138 G**

(58) **Field of Classification Search**
USPC D14/138 R, 138 AA, 138 AB, 138 AC,
D14/138 AD, 138 G, 248, 341-347
CPC H04M 1/0202; H04M 1/0235; H04M
1/0237; H04M 1/0239; H04M 2250/52
See application file for complete search history.

(56) **References Cited**

U.S. PATENT DOCUMENTS

D652,013 S * 1/2012 Kim D14/138 AA
D714,751 S * 10/2014 Kim D14/138 G
D720,712 S * 1/2015 Park D14/138 G
D729,190 S * 5/2015 Kwak D14/138 G
D731,453 S * 6/2015 Park D14/138 G

* cited by examiner

Primary Examiner — Deanna L Pratt

(74) *Attorney, Agent, or Firm* — McAndrews Held & Malloy, Ltd.

(57) **CLAIM**

The ornamental design for an electronic device, as shown and described.

DESCRIPTION

FIG. 1 is a top right front perspective view of an electronic device showing our new design;
FIG. 2 is a front view thereof;
FIG. 3 is a rear view thereof;
FIG. 4 is a left-side elevation view thereof;
FIG. 5 is a right-side elevation view thereof;
FIG. 6 is a top plan view thereof;
FIG. 7 is a bottom plan view thereof; and,
FIG. 8 is a bottom left rear perspective view thereof.
The broken lines are for environmental purposes only and form no part of the claimed design.

1 Claim, 6 Drawing Sheets




FIG. 1




FIG.2




FIG.3




FIG.4




FIG.5

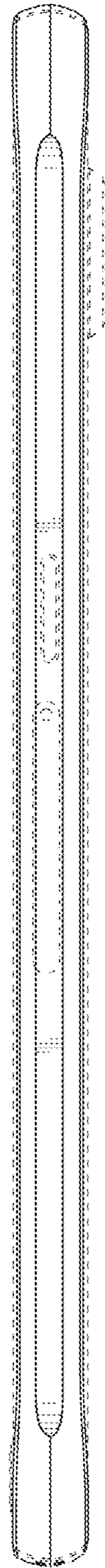


FIG.6




FIG.7




FIG.8

