



US00D783548S

(12) **United States Design Patent**
Wang et al.

(10) **Patent No.:** **US D783,548 S**
(45) **Date of Patent:** **** Apr. 11, 2017**

(54) **PORTIONS OF LIGHT-EMITTING DEVICE**

(71) Applicant: **EPISTAR CORPORATION**, Hsinchu (TW)

(72) Inventors: **Jia-Kuen Wang**, Hsinchu (TW);
Bo-Jiun Hu, Hsinchu (TW);
Wen-Hung Chuang, Hsinchu (TW);
Chao-Hsing Chen, Hsinchu (TW)

(73) Assignee: **EPISTAR CORPORATION**, Hsinchu (TW)

(**) Term: **15 Years**

(21) Appl. No.: **29/561,944**

(22) Filed: **Apr. 21, 2016**

(30) **Foreign Application Priority Data**

Nov. 5, 2015 (TW) 104306175
Nov. 5, 2015 (TW) 104306176
Nov. 5, 2015 (TW) 104306197

(51) **LOC (10) Cl.** **13-03**

(52) **U.S. Cl.**
USPC **D13/180**

(58) **Field of Classification Search**
USPC D13/180; D26/1
(Continued)

(56) **References Cited**

U.S. PATENT DOCUMENTS

8,168,995 B2 * 5/2012 Ko H01L 33/38
257/99
8,168,996 B2 * 5/2012 Inoue H01L 33/38
257/99

(Continued)

Primary Examiner — Selina Sikder

(74) *Attorney, Agent, or Firm* — Muncy, Geissler, Olds & Lowe, P.C.

(57) **CLAIM**

The ornamental design for portions of light-emitting device, as shown and described.

DESCRIPTION

FIG. 1 is a front perspective view of portions of light-emitting device showing our new design in accordance with a first embodiment;

FIG. 2 is another front perspective view of the portions of light-emitting device in accordance with the first embodiment;

FIG. 3 is a top plan view of the portions of light-emitting device in accordance with the first embodiment;

FIG. 4 is a bottom plan view of the portions of light-emitting device in accordance with the first embodiment;

FIG. 5 is a left side view of the portions of light-emitting device in accordance with the first embodiment;

FIG. 6 is a right side view of the portions of light-emitting device in accordance with the first embodiment;

FIG. 7 is a rear elevational view of the portions of light-emitting device in accordance with the first embodiment;

FIG. 8 is a front elevational view of the portions of light-emitting device in accordance with the first embodiment.

The broken lines shown in all of the views are for illustrative purposes only and form no part of the claimed design;

FIG. 9 is a front perspective view of portions of light-emitting device showing our new design in accordance with a second embodiment;

FIG. 10 is another front perspective view of the portions of light-emitting device in accordance with the second embodiment;

FIG. 11 is a top plan view of the portions of light-emitting device in accordance with the second embodiment;

FIG. 12 is a bottom plan view of the portions of light-emitting device in accordance with the second embodiment;

FIG. 13 is a left side view of the portions of light-emitting device in accordance with the second embodiment;

FIG. 14 is a right side view of the portions of light-emitting device in accordance with the second embodiment;

FIG. 15 is a rear elevational view of the portions of light-emitting device in accordance with the second embodiment; and,

(Continued)


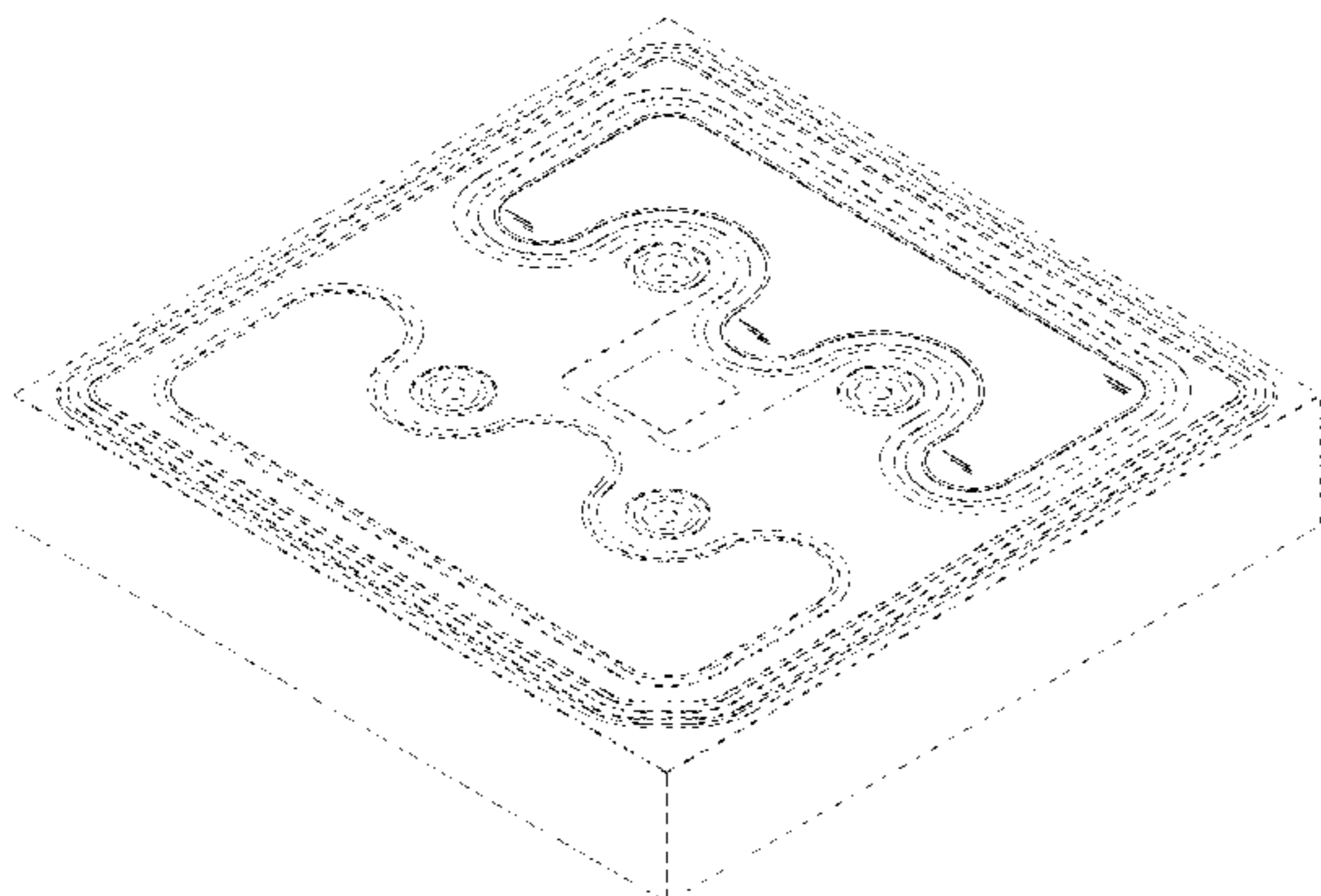


FIG. 16 is a front elevational view of the portions of light-emitting device in accordance with the second embodiment. The broken lines shown in all of the views are for illustrative purposes only and form no part of the claimed design.

1 Claim, 12 Drawing Sheets

(58) **Field of Classification Search**

CPC ... H01L 25/167; H01L 25/0753; H01L 27/15;
 H01L 27/156; H01L 33/00; H01L 33/04;
 H01L 33/08; H01L 33/10; H01L 33/20;
 H01L 33/38; H01L 33/42; H01L 33/48;
 H01L 33/483; H01L 33/486; F21K 9/135;
 F21K 9/30; F21K 9/50; Y10S 362/80
 See application file for complete search history.

(56) **References Cited**

U.S. PATENT DOCUMENTS

8,188,493 B2 * 5/2012 Li H01L 33/38
 257/91
 8,362,516 B2 * 1/2013 Inoue H01L 33/38
 257/734

D681,567 S * 5/2013 Wang D13/180
 D684,940 S * 6/2013 Chu D13/180
 D687,396 S * 8/2013 Chen D13/180
 8,546,836 B2 * 10/2013 Kamiya H01L 33/20
 257/99
 8,546,840 B2 * 10/2013 Inoue H01L 33/38
 257/99
 D698,743 S * 2/2014 Hon D13/180
 8,716,732 B2 * 5/2014 Kamiya H01L 33/382
 257/15
 D721,663 S * 1/2015 Chen D13/180
 D721,664 S * 1/2015 Chen D13/180
 9,018,669 B2 * 4/2015 Seo H01L 33/08
 257/79
 D743,354 S * 11/2015 Hon D13/180
 9,306,123 B2 * 4/2016 Hon H01L 33/44
 9,379,094 B2 * 6/2016 Wada H01L 33/46
 9,484,500 B2 * 11/2016 Kim H01L 33/42
 2003/0107053 A1 * 6/2003 Uemura H01L 33/32
 257/200
 2008/0096297 A1 * 4/2008 Schiaffino H01L 33/382
 438/22
 2008/0210972 A1 * 9/2008 Ko H01L 33/38
 257/99

* cited by examiner

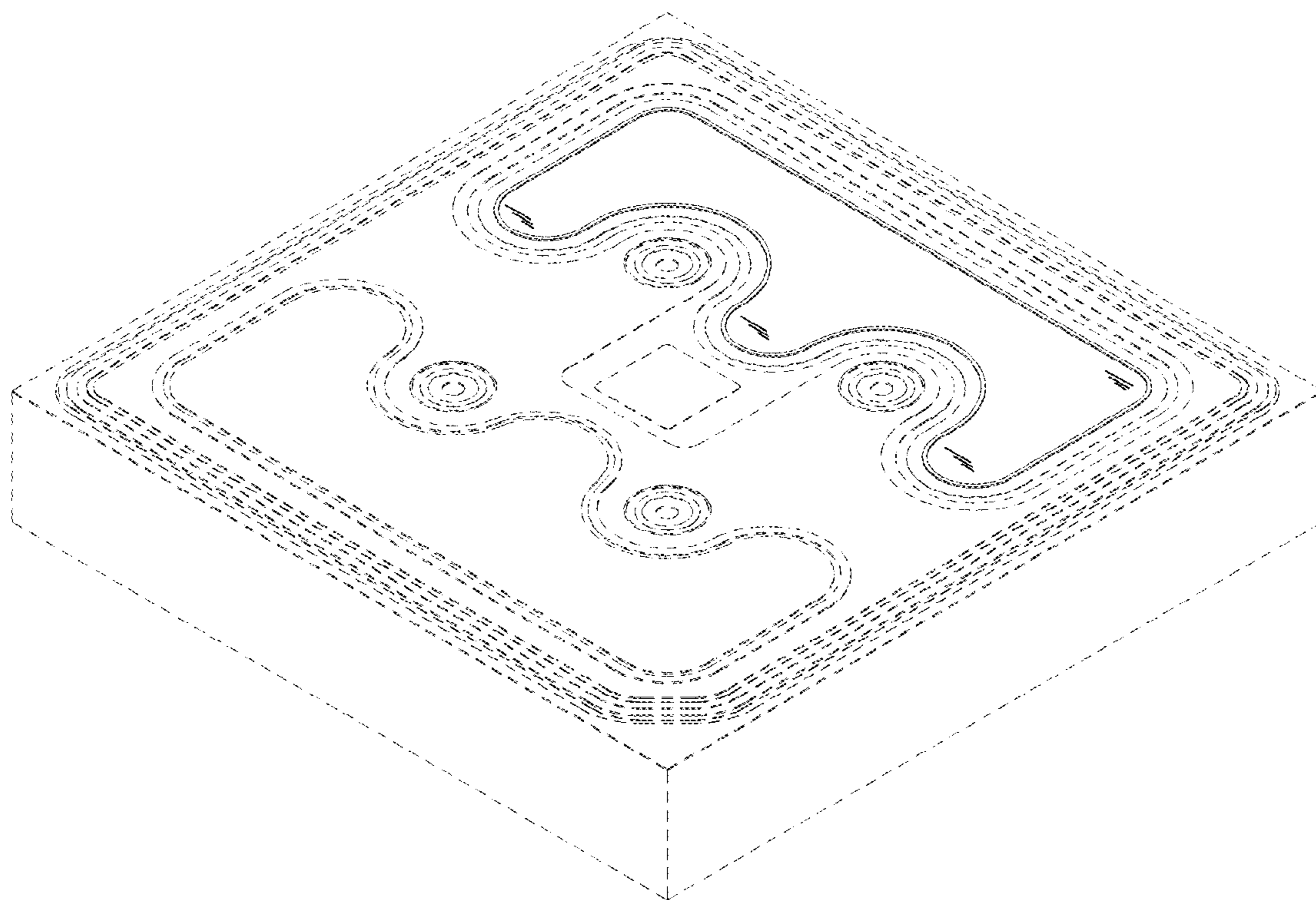


FIG. 1

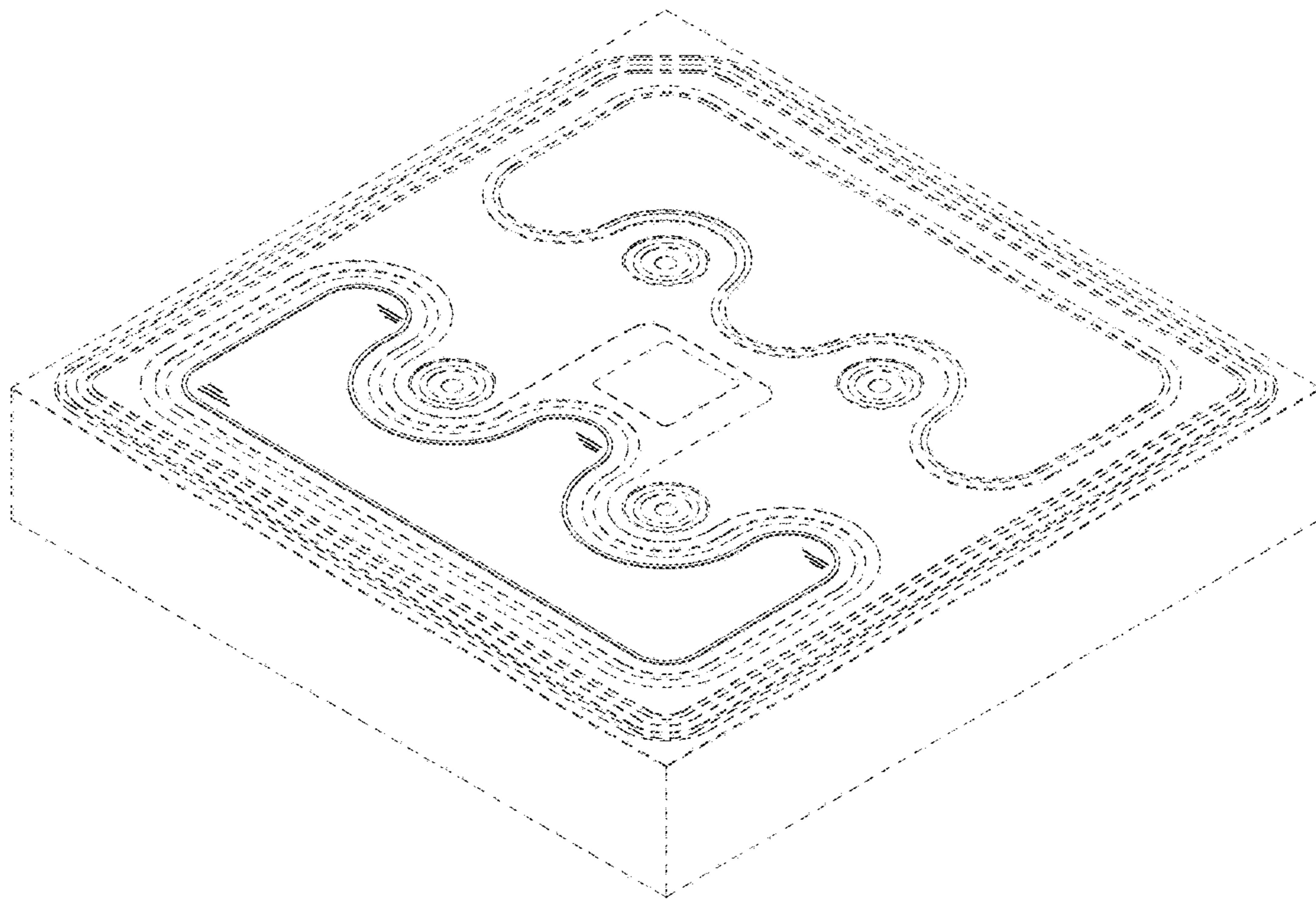


FIG. 2




FIG. 3



FIG. 4




FIG. 5




FIG. 6




FIG. 7




FIG. 8

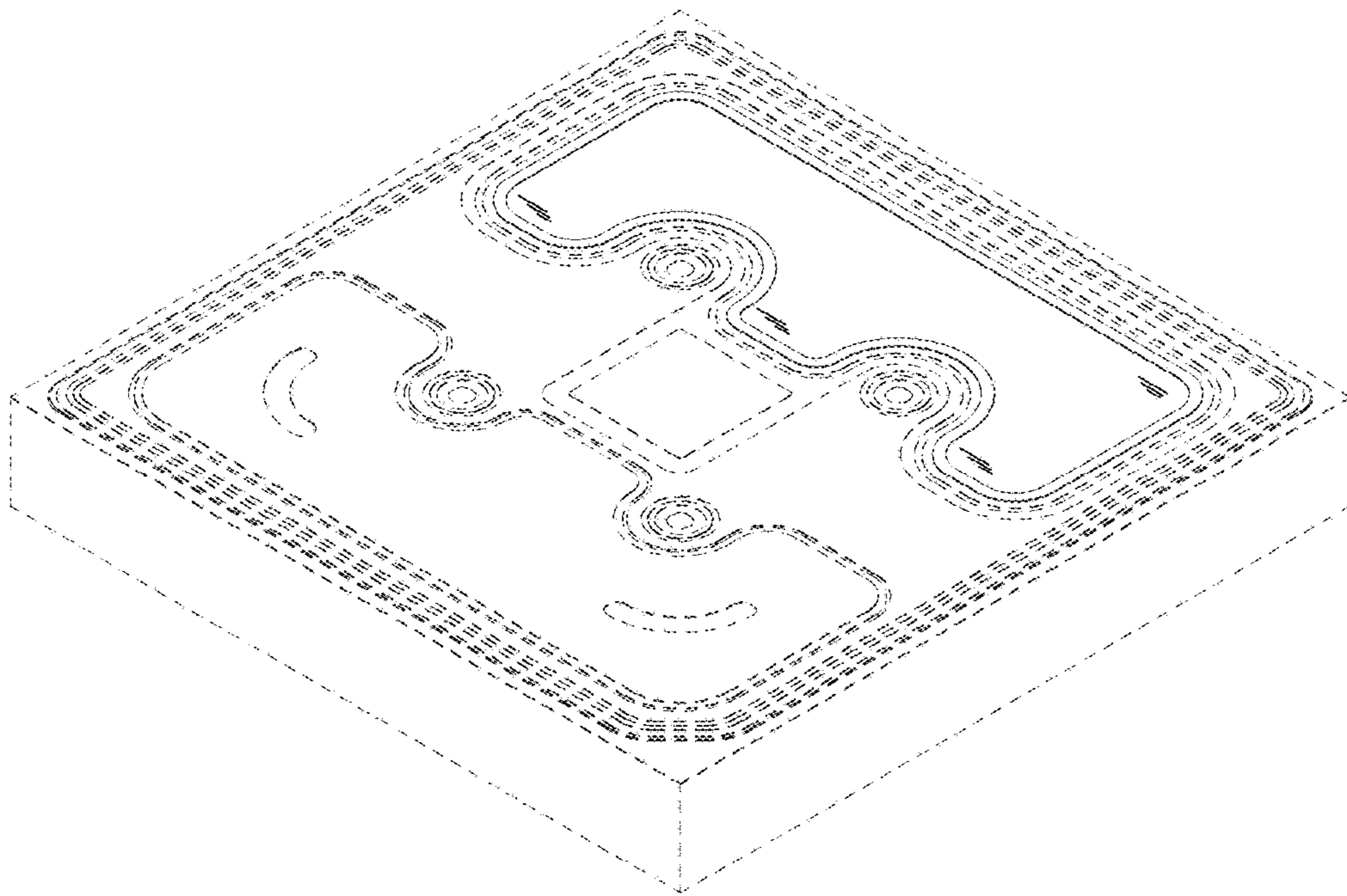


FIG. 9

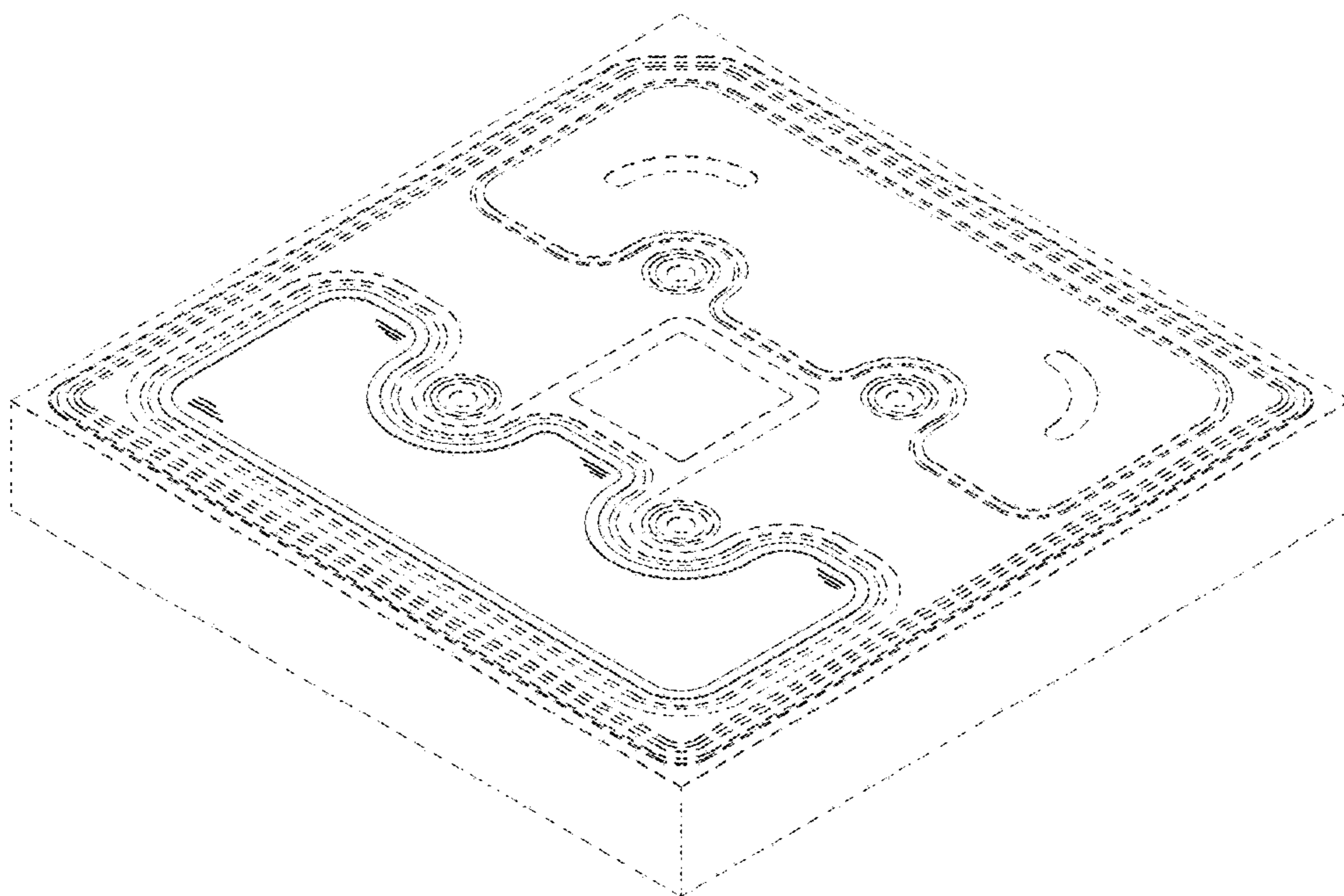


FIG. 10




FIG. 11




FIG. 12




FIG. 13




FIG. 14




FIG. 15



FIG. 16