



US00D783519S

(12) **United States Design Patent**  
**Fujioka**

(10) **Patent No.:** **US D783,519 S**

(45) **Date of Patent:** **\*\* Apr. 11, 2017**

- (54) **TIRE**
- (71) Applicant: **TOYO TIRE & RUBBER CO., LTD.**,  
Osaka-shi, Osaka (JP)
- (72) Inventor: **Tsuyoshi Fujioka**, Osaka (JP)
- (73) Assignee: **Toyo Tire & Rubber Co., Ltd.**, Osaka  
(JP)
- (\*\*) Term: **14 Years**
- (21) Appl. No.: **29/526,276**
- (22) Filed: **May 7, 2015**
- (30) **Foreign Application Priority Data**

Nov. 19, 2014 (JP) ..... 2014-025864

- (51) **LOC (10) Cl.** ..... **12-15**
- (52) **U.S. Cl.**  
USPC ..... **D12/605**
- (58) **Field of Classification Search**  
USPC ..... D12/500, 501, 503, 506, 544, 570, 579,  
D12/580, 587, 588, 599, 600, 605; 152/5,  
152/17, 75, 209.1, 246, 324, 326;  
156/113; 180/54.1  
CPC ..... B60C 13/00  
See application file for complete search history.

(56) **References Cited**

**U.S. PATENT DOCUMENTS**

D62,423	S	*	5/1923	Simmons	.....	D12/503
D62,856	S	*	8/1923	Simmons	.....	D12/503
D63,665	S	*	12/1923	Smith	.....	D12/503
D67,852	S	*	7/1925	Reichard	.....	D12/503
1,584,785	A	*	5/1926	McCollough	.....	B60C 7/12 152/326

D100,948	S	*	8/1936	Hower	.....	D12/605
D102,911	S	*	1/1937	Martin	.....	D12/605
2,620,844	A	*	12/1952	Lord	.....	B60C 7/12 152/326
D546,273	S	*	7/2007	Dumigan	.....	D12/605
D629,351	S	*	12/2010	Jacobs	.....	D12/600
D753,055	S	*	4/2016	Sato	.....	D12/594

**FOREIGN PATENT DOCUMENTS**

JP 1330843 S 5/2008

\* cited by examiner

*Primary Examiner* — Robert M Spear  
*Assistant Examiner* — Darcey E Heflin  
(74) *Attorney, Agent, or Firm* — Sterne, Kessler,  
Goldstein & Fox P.L.L.C.

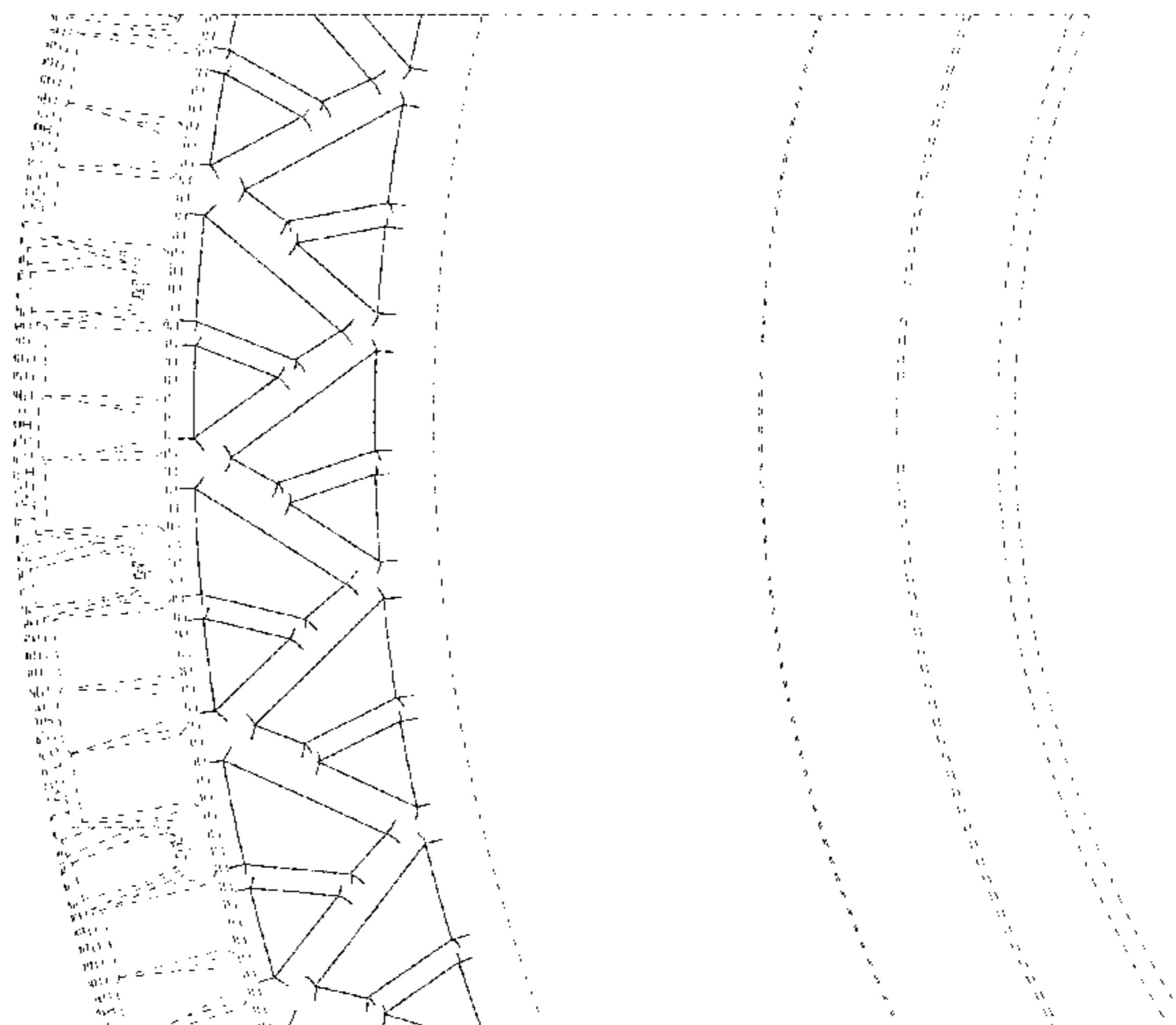

(57) **CLAIM**

The ornamental design for a tire, as shown and described.

**DESCRIPTION**

FIG. 1 is a perspective view of a tire showing my new design;  
FIG. 2 is a front view thereof;  
FIG. 3 is a rear view thereof;  
FIG. 4 is a top plan view thereof;  
FIG. 5 is a bottom plan view thereof;  
FIG. 6 is a right side view thereof;  
FIG. 7 is a left side view thereof;  
FIG. 8 is an enlarged cross-sectional view taken along line 8-8 in FIG. 2; and,  
FIG. 9 is an enlarged view taken along lines 9-9 and 9'-9' in FIG. 6.  
The broken lines immediately adjacent subject matter shown in solid lines represent boundaries of the claim and form no part thereof.

**1 Claim, 9 Drawing Sheets**






FIG. 1

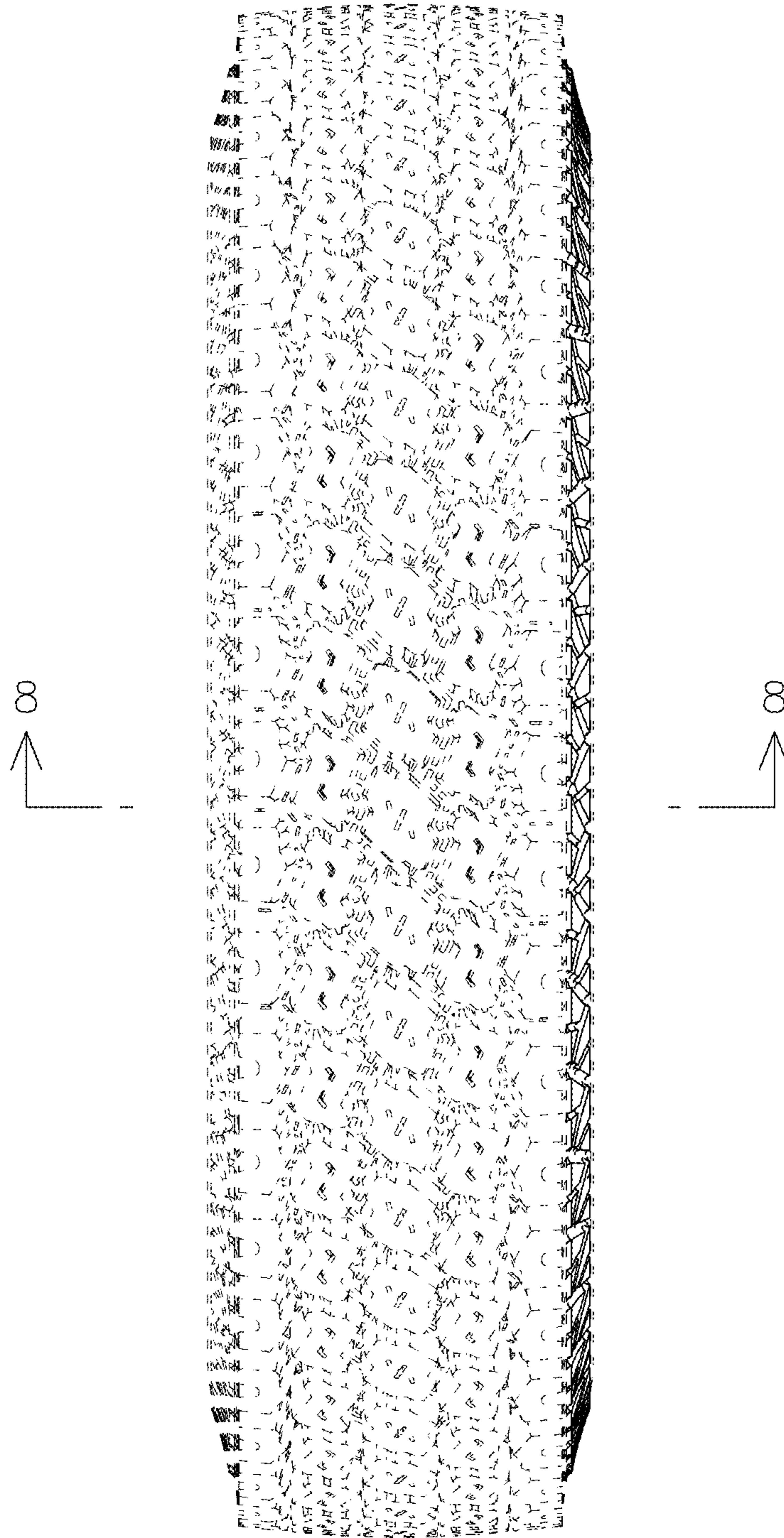


FIG. 2



FIG. 3




FIG. 4




FIG. 5

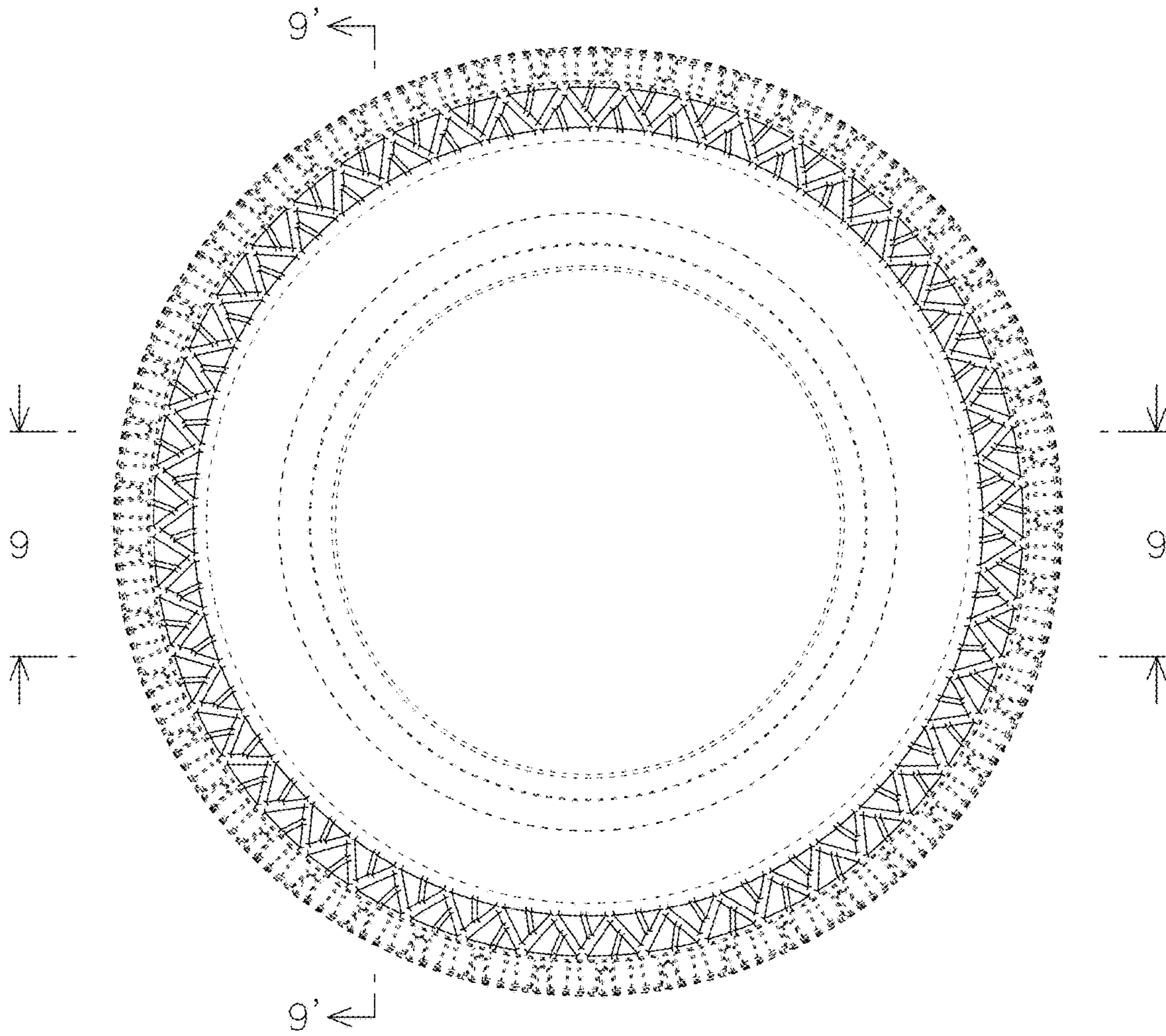


FIG. 6

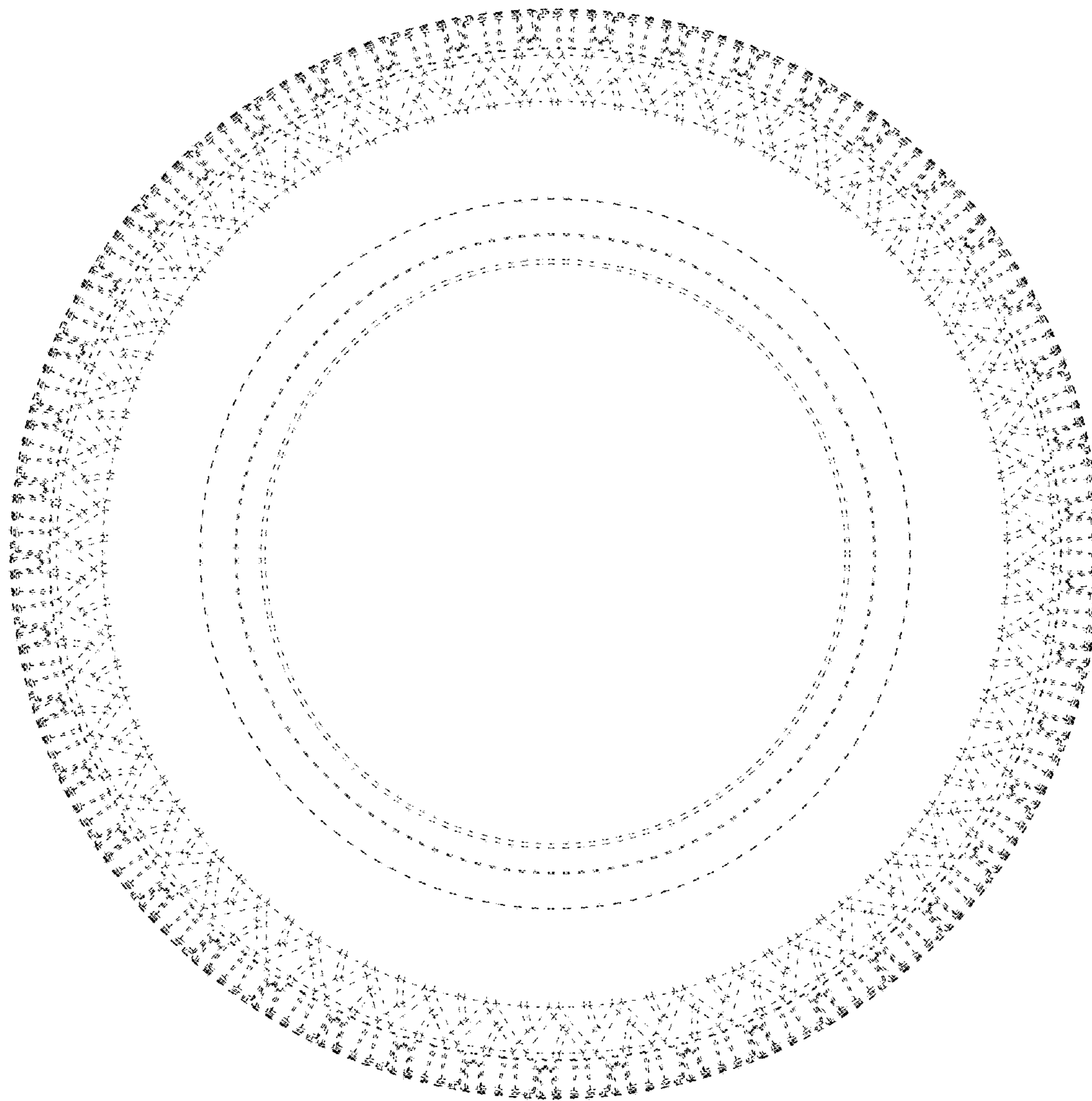


FIG. 7






FIG. 8

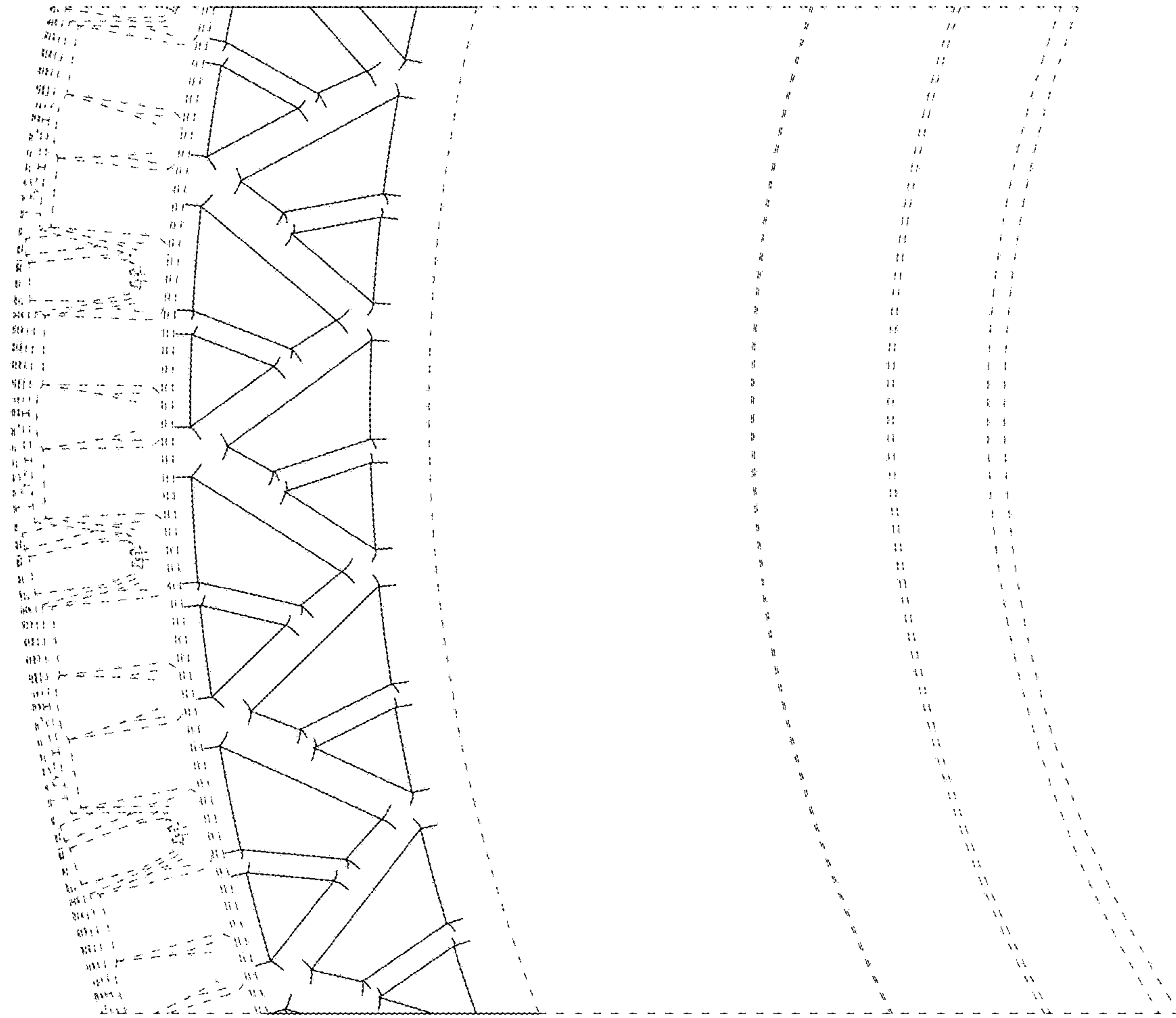


FIG. 9