



US00D783486S

(12) **United States Design Patent**
Simpson

(10) **Patent No.:** **US D783,486 S**

(45) **Date of Patent:** **** *Apr. 11, 2017**

(54) **WHEEL FOR A MOTOR VEHICLE**

(71) Applicant: **Lipham Trading Company, LLC,**
Lynchburg, TN (US)

(72) Inventor: **David Simpson,** Marietta, GA (US)

(73) Assignee: **Lipham Trading Company, LLC,**
Lynchburg, TN (US)

(*) Notice: This patent is subject to a terminal disclaimer.

(**) Term: **14 Years**

(21) Appl. No.: **29/510,794**

(22) Filed: **Dec. 3, 2014**

(51) **LOC (10) Cl.** **12-16**

(52) **U.S. Cl.**
USPC **D12/209**

(58) **Field of Classification Search**
USPC D12/204–213

CPC B60B 7/00; B60B 7/02; B60B 7/04; B60B 7/01;
B60B 7/06; B60B 3/02; B60B 3/04; B60B 3/06;
B60B 3/10; B60B 1/00; B60B 1/08; B60B 1/10; B60B 1/12

See application file for complete search history.

(56) **References Cited**

U.S. PATENT DOCUMENTS

D235,431 S * 6/1975 Scott D12/205
D239,105 S 3/1976 Siroonian
D282,924 S * 3/1986 Inoue D12/211
D311,717 S 10/1990 Yoshida

D417,427 S * 12/1999 Brown D12/211
D456,757 S * 5/2002 Schroeder D12/211
D524,711 S * 7/2006 Marji D12/209
D542,727 S * 5/2007 Manfredini D12/211
D568,225 S 5/2008 Aydin
D660,763 S * 5/2012 Chan D12/209
D701,158 S 3/2014 Hodges
D717,224 S * 11/2014 Kim D12/211
D736,688 S * 8/2015 Simpson D12/209
D748,560 S * 2/2016 Simm D12/211
D751,484 S * 3/2016 Zhao D12/209

* cited by examiner

Primary Examiner — Stacia Cadmus

(74) *Attorney, Agent, or Firm* — Mannava & Kang, P.C.;
Arash Behravesh

(57) **CLAIM**

What is claimed is the ornamental design for a wheel for a motor vehicle, as shown and described.

DESCRIPTION

FIG. 1 is a perspective view of a wheel for a motor vehicle, showing my new design;

FIG. 2 is a front view of the wheel for a motor vehicle shown in FIG. 1;


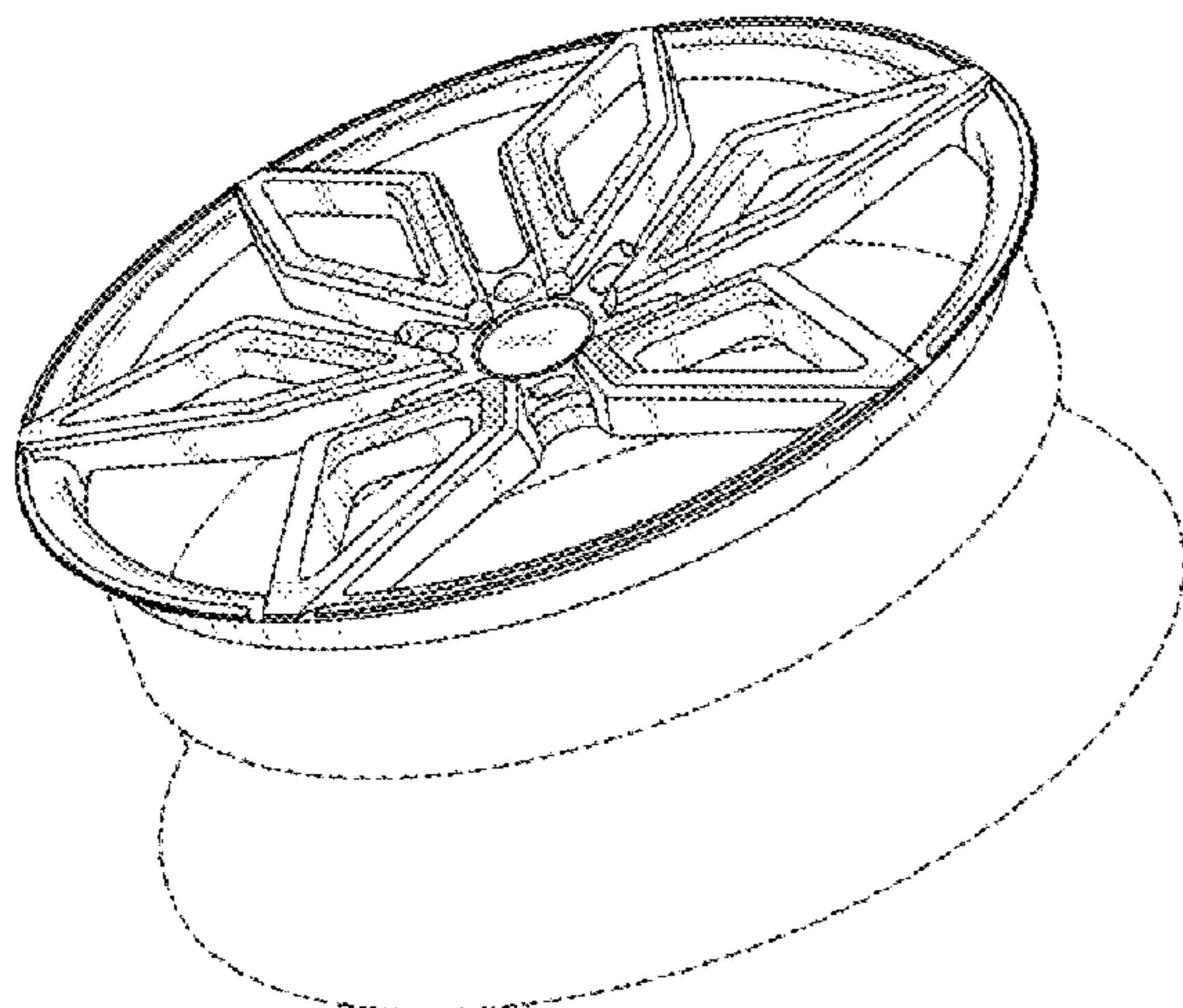
FIG. 3 is a side view of a second embodiment of a wheel for a motor vehicle, showing my new design;

FIG. 4 is a perspective view of the wheel for a motor vehicle shown in FIG. 3; and,

FIG. 5 is a cross-sectional view of the wheel for a motor vehicle shown in FIG. 4 taken along line 5-5.

The broken line showing of the rear portion of the rim is included for the purpose of illustrating environment and forms no part of the claimed design.

1 Claim, 5 Drawing Sheets



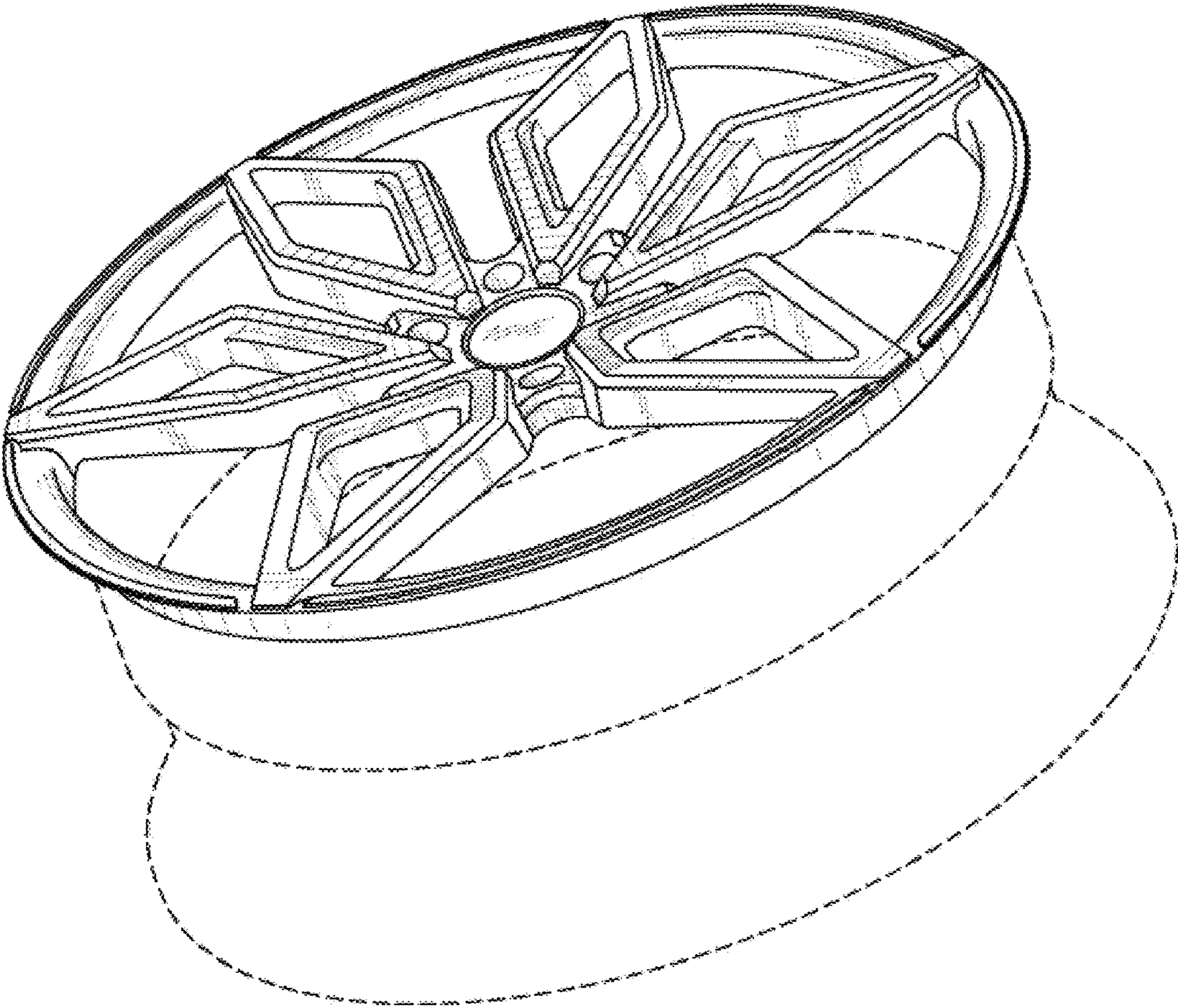


Fig. 1




Fig. 2

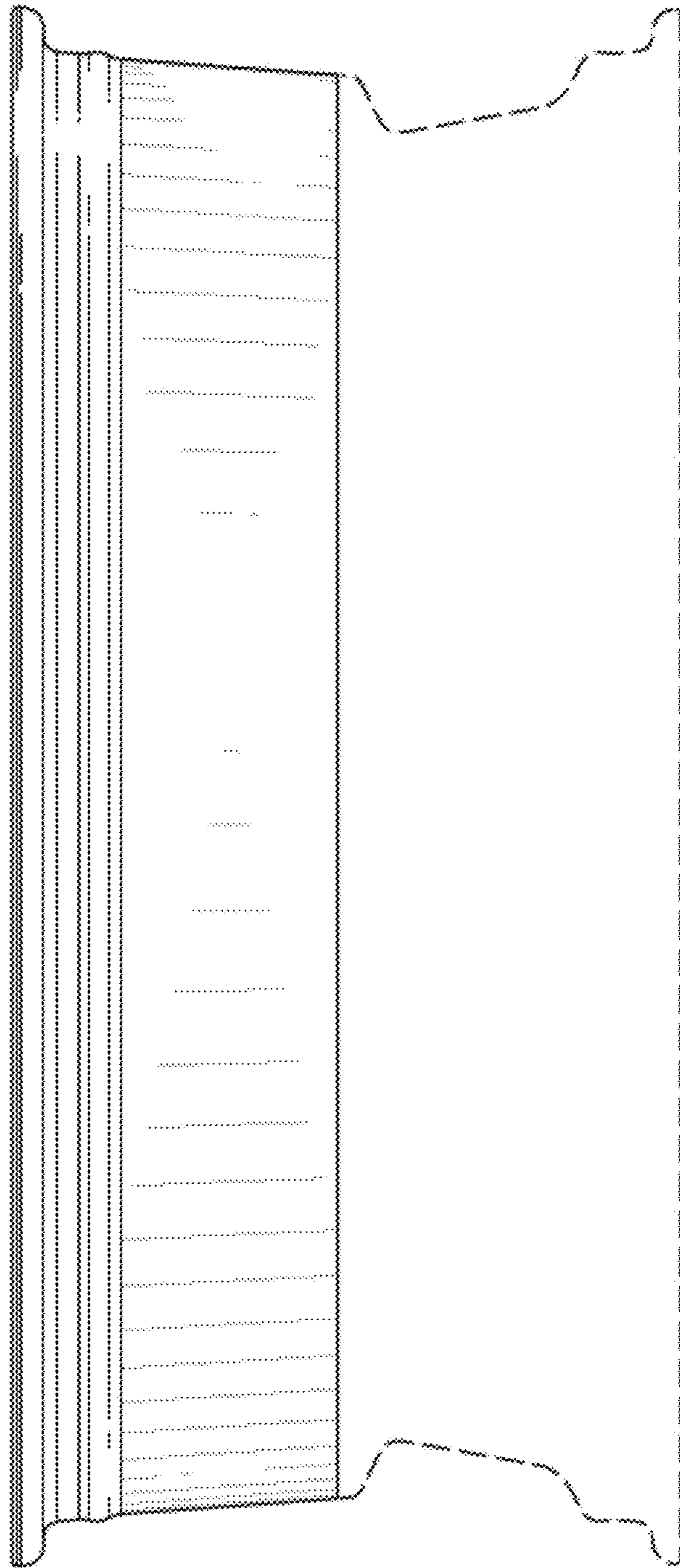


Fig. 3

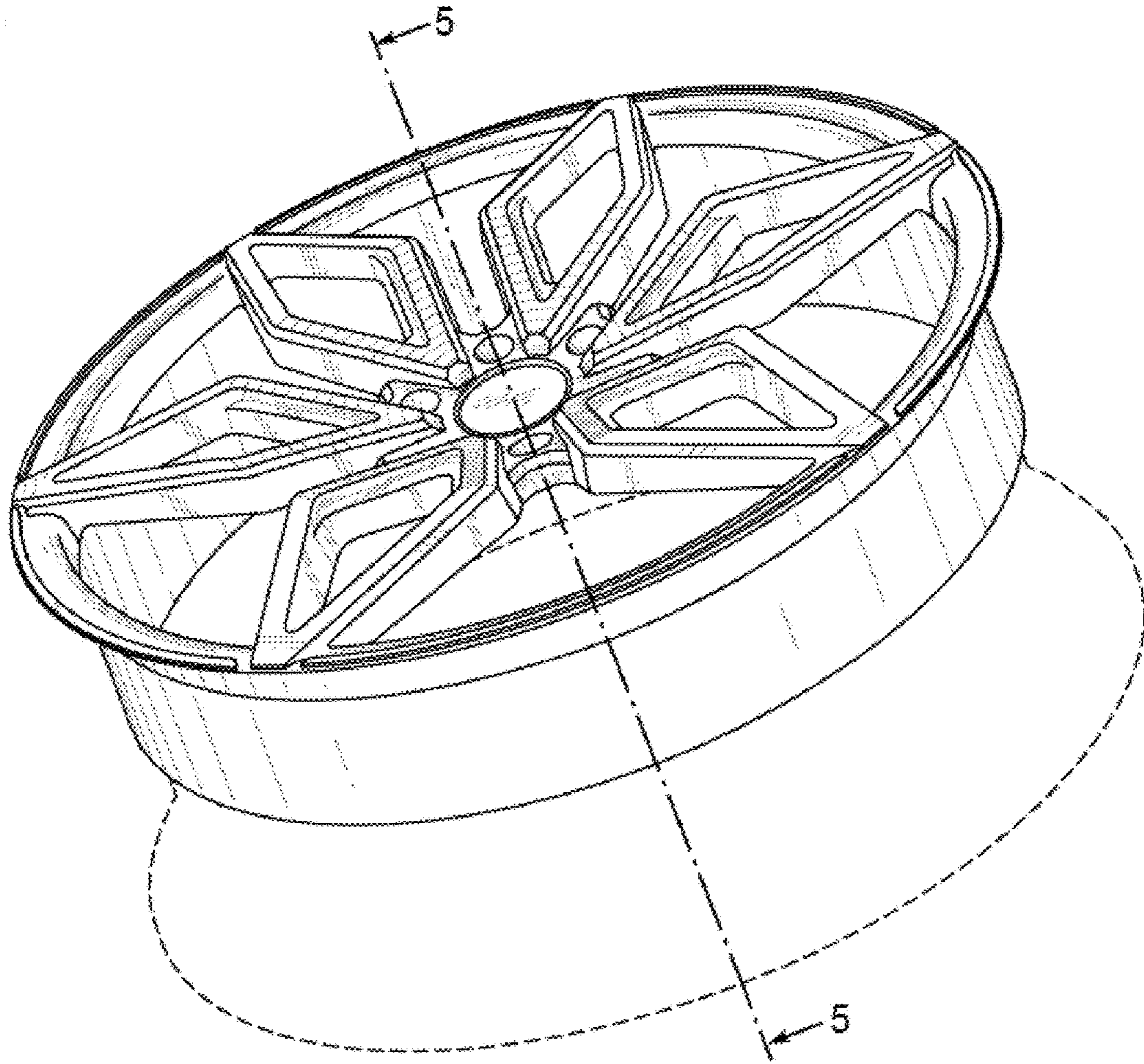


Fig. 4

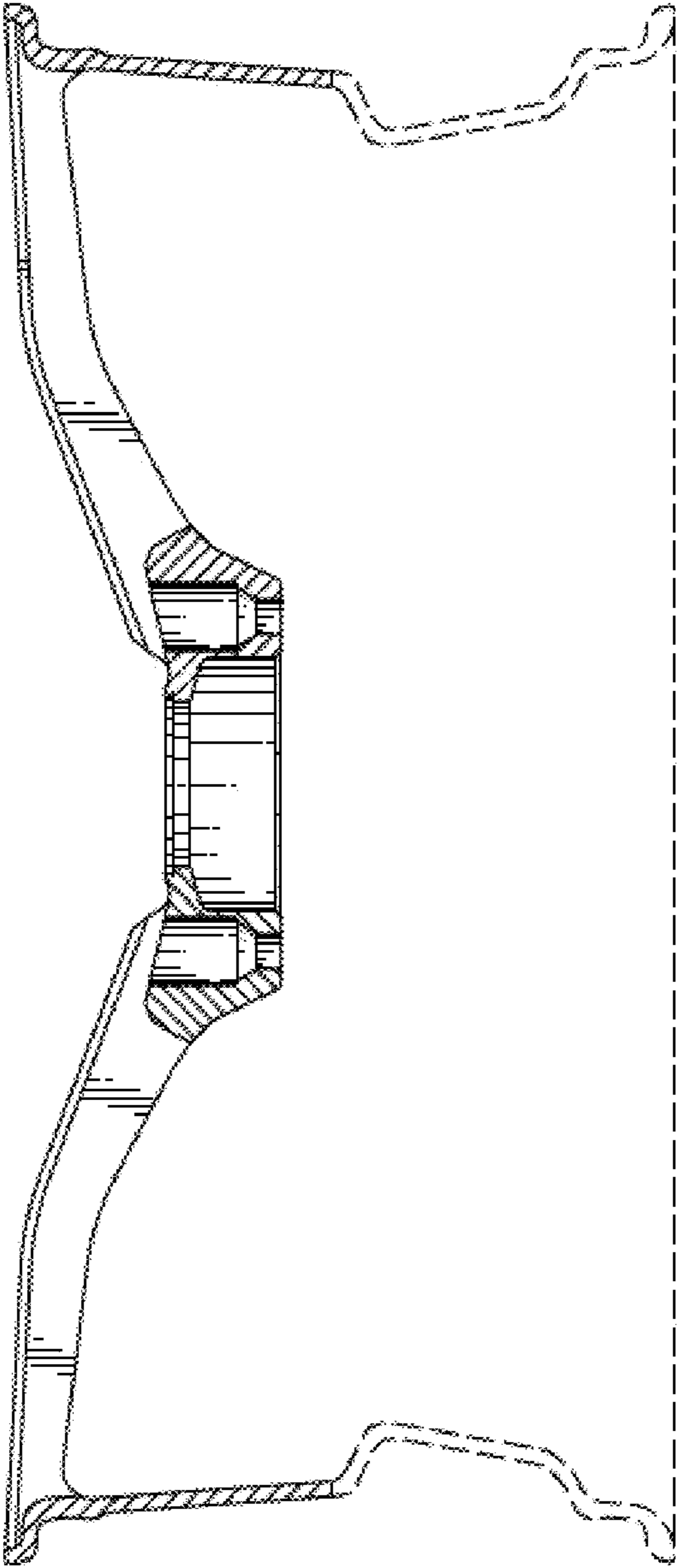


Fig. 5