



US00D783481S

(12) **United States Design Patent** (10) **Patent No.:** **US D783,481 S**  
**Yamamoto** (45) **Date of Patent:** **\*\* Apr. 11, 2017**

(54) **INTERIOR DOOR PANEL FOR AN AUTOMOBILE**

(71) Applicant: **Kei Yamamoto**, Toyota (JP)

(72) Inventor: **Kei Yamamoto**, Toyota (JP)

(73) Assignee: **Toyota Jidosha Kabushiki Kaisha** (JP)

(\*\*) Term: **15 Years**

(21) Appl. No.: **29/537,642**

(22) Filed: **Aug. 27, 2015**

(51) **LOC (10) Cl.** ..... **12-08**

(52) **U.S. Cl.**  
USPC ..... **D12/195**

(58) **Field of Classification Search**  
USPC ..... D12/195, 193, 414, 190, 196; D15/17,  
D15/28; D10/46, 98, 102-103, 302-303  
CPC ..... B60J 5/04; B60N 2/466; B60N 2/4693;  
B60R 13/0243; B60R 12/02  
See application file for complete search history.

(56) **References Cited**

**U.S. PATENT DOCUMENTS**

D721,023 S *	1/2015	Wiedeman	.....	D12/195
D722,933 S *	2/2015	Ishikawa	.....	D12/195
D726,082 S *	4/2015	Finney	.....	D12/195
D743,312 S *	11/2015	Iwauchi	.....	D12/195
D743,863 S *	11/2015	Finney	.....	D12/195
D761,176 S *	7/2016	Sandys	.....	D12/195
D763,757 S *	8/2016	Buffery	.....	D12/195
D766,792 S *	9/2016	Shimizu	.....	D12/195
D768,042 S *	10/2016	Lee	.....	D12/195

**OTHER PUBLICATIONS**

Lexus, Lexus LS460, Newcarshow.com <[http://www.newcarshow.com/lexus/2007-ls\\_460/1600x1200/wallpaper\\_06.htm](http://www.newcarshow.com/lexus/2007-ls_460/1600x1200/wallpaper_06.htm)>, available at least as early as Jul. 27, 2007.

Infiniti, Infiniti Q70L Bespoke Edition, Carsfresh.com <<http://www.carsfresh.net/2015/04/>>, available at least as early as Apr. 20, 2015.

\* cited by examiner

*Primary Examiner* — Katrina A Betton

(74) *Attorney, Agent, or Firm* — Saidman DesignLaw Group, LLC

(57) **CLAIM**

The ornamental design for an interior door panel for an automobile, as shown and described.


**DESCRIPTION**

FIG. 1 is a perspective view of an interior door panel for an automobile showing my new design; FIG. 2 is a front view thereof; FIG. 3 is a rear view thereof; FIG. 4 is a right side view thereof; FIG. 5 is a left side view thereof; FIG. 6 is a top view thereof; and, FIG. 7 is a bottom view thereof.


The claimed design is indicated by the relatively dark portions in the figures. The relatively light portions form no part of the claimed design.

The Inventor and the Applicant regard their design as shown in FIGS. 1-7 and the mirror image thereof.


**1 Claim, 4 Drawing Sheets**









*Fig. 1*




**Fig. 2**



**Fig. 3**



**Fig. 4**



**Fig. 5**





***Fig. 6***



***Fig. 7***