



US00D783478S

(12) **United States Design Patent**
Suzuki et al.

(10) **Patent No.:** **US D783,478 S**

(45) **Date of Patent:** **** Apr. 11, 2017**

(54) **DOOR MIRROR FOR MOTOR VEHICLE**

(71) Applicant: **MAZDA MOTOR CORPORATION,**
Hiroshima (JP)

(72) Inventors: **Tomoyuki Suzuki,** Hiroshima (JP);
Heitetsu Takemoto, Hiroshima (JP)

(73) Assignee: **Mazda Motor Corporation,** Hiroshima
(JP)

(**) Term: **15 Years**

(21) Appl. No.: **29/547,503**

(22) Filed: **Dec. 4, 2015**

(30) **Foreign Application Priority Data**

Jun. 9, 2015 (CN) 2015 3 0185920

(51) **LOC (10) Cl.** **12-16**

(52) **U.S. Cl.**
USPC **D12/187**

(58) **Field of Classification Search**
USPC D12/187, 188, 189; D6/300, 309
CPC B60R 1/076; G02B 7/182; G02B 5/08;
G02B 7/18
See application file for complete search history.

(56) **References Cited**

U.S. PATENT DOCUMENTS

D702,611 S * 4/2014 Borkert D12/187
D702,612 S * 4/2014 Borkert D12/187

D710,775 S * 8/2014 Minamisawa D12/187
D726,610 S * 4/2015 Gong D12/187
D727,229 S * 4/2015 Varga D12/187
D744,918 S * 12/2015 Di Buduo D12/187
D761,172 S * 7/2016 Kim D12/187
D764,363 S * 8/2016 Varga D12/187

* cited by examiner

Primary Examiner — Katrina A Betton

(74) *Attorney, Agent, or Firm* — Stuebaker & Brackett
PC


(57) **CLAIM**

The ornamental design for a door mirror for motor vehicle,
as shown and described.

DESCRIPTION

FIG. 1 is a first perspective view of a door mirror for motor
vehicle;
FIG. 2 is a second perspective view thereof;
FIG. 3 is a front view thereof;
FIG. 4 is a rear view thereof;
FIG. 5 is a left side view thereof;
FIG. 6 is a right side view thereof;
FIG. 7 is a top view thereof; and,
FIG. 8 is a bottom view thereof.

1 Claim, 4 Drawing Sheets






FIG. 1




FIG. 2




FIG.3




FIG.4




FIG. 5




FIG. 6

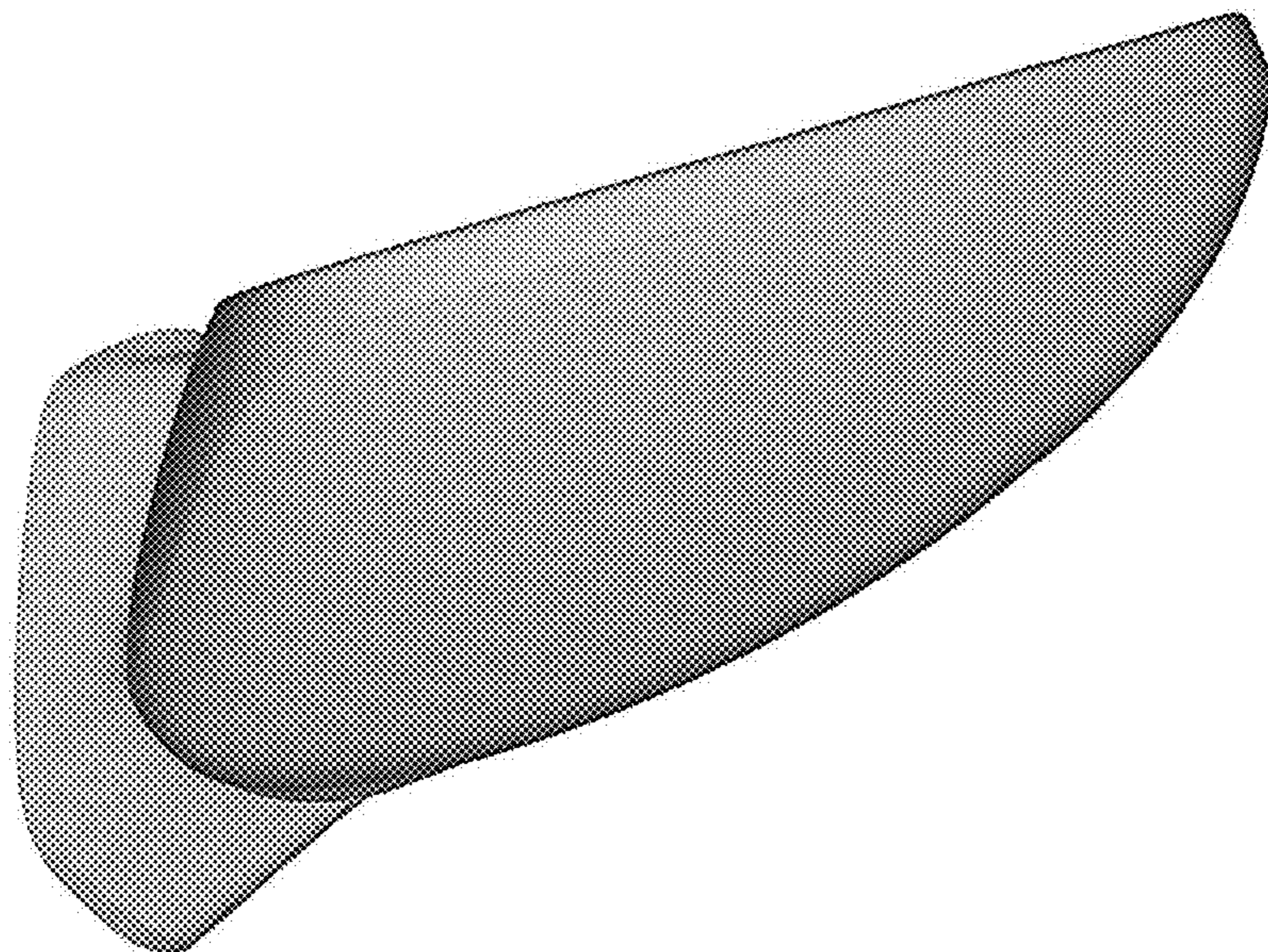


FIG. 7




FIG. 8