



US00D783475S

(12) **United States Design Patent**
Wen

(10) **Patent No.:** **US D783,475 S**

(45) **Date of Patent:** **** Apr. 11, 2017**

(54) **BRAKE DISK**

(71) Applicant: **Yuan-Hung Wen**, Chang Hua County (TW)

(72) Inventor: **Yuan-Hung Wen**, Chang Hua County (TW)

(**) Term: **15 Years**

(21) Appl. No.: **29/536,922**

(22) Filed: **Aug. 20, 2015**

(30) **Foreign Application Priority Data**

Mar. 17, 2015 (TW) 104301365

(51) **LOC (10) Cl.** **12-16**

(52) **U.S. Cl.**

USPC **D12/180**

(58) **Field of Classification Search**

USPC D12/14, 106, 114, 118, 122, 161, 162, D12/179, 180, 207, 217, 400

CPC ... B60T 1/06; B60T 7/00; B60T 8/265; B60T 11/00; B60T 11/103; B60T 13/00; B60T 13/66; B60T 17/223; B60T 83/255; B60T 2201/00; B60T 2201/03; B60T 2260/00; B60T 2270/00; B60T 2270/82; B60T 2270/83; B60T 2270/84; B62K 23/06; B62L 1/02; B62L 3/02; B62D 13/025; B62D 21/18; B62D 53/045; B62D 63/04; B62D 65/02; B62D 65/18; F16D 55/00; F16D 55/226; F16D 65/00; F16D 65/092; F16D 65/095; F16D 65/097; F16D 65/18; F16D 65/38; F16D 65/847; B32B 3/06

See application file for complete search history.

(56) **References Cited**

U.S. PATENT DOCUMENTS

2,410,195 A * 10/1946 Baselt F16D 65/123
164/333

2,971,611 A * 2/1961 Gage F16D 55/00
188/152

3,094,773 A * 6/1963 Bukoff B23P 11/005
29/512
3,179,209 A * 4/1965 Lucien F16D 55/00
188/251 M
3,277,983 A * 10/1966 Jeffries F16D 65/18
188/196 P
3,312,313 A * 4/1967 Moyer F16D 55/40
188/106 P
4,102,438 A * 7/1978 Rancourt F16D 55/228
188/18 A
4,280,736 A * 7/1981 Raudman B60B 5/02
301/35.59

(Continued)

Primary Examiner — Kevin Rudzinski

Assistant Examiner — Sean D Lough

(74) *Attorney, Agent, or Firm* — Muncy, Geissler, Olds & Lowe, P.C.

(57) **CLAIM**

I claim the ornamental design for a brake disk, as shown and described.

DESCRIPTION

FIG. 1 is a perspective view of a brake disk showing my new design;

FIG. 2 is a front elevational view thereof, the rear being a mirror image;

FIG. 3 is a left side view thereof;

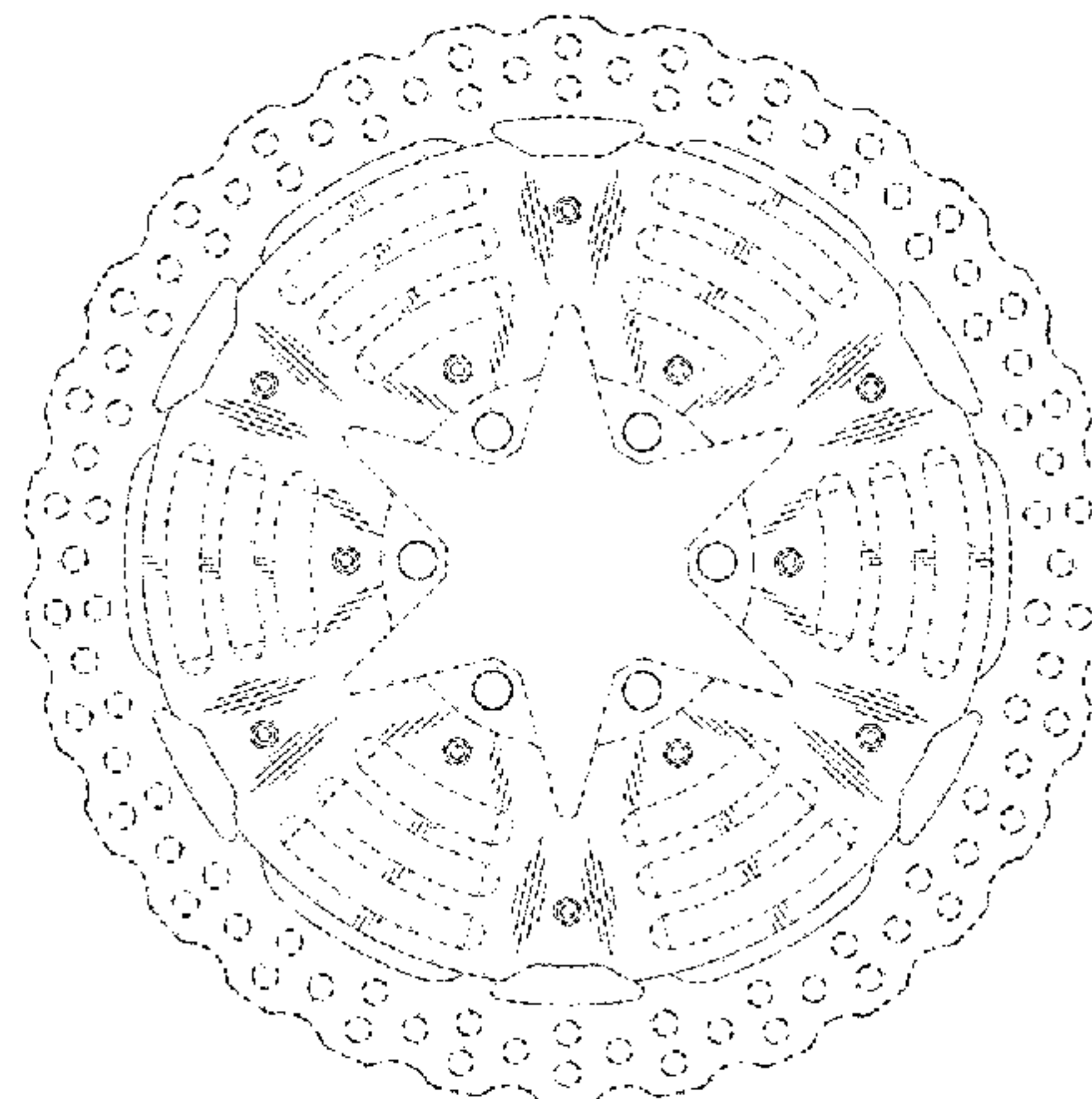
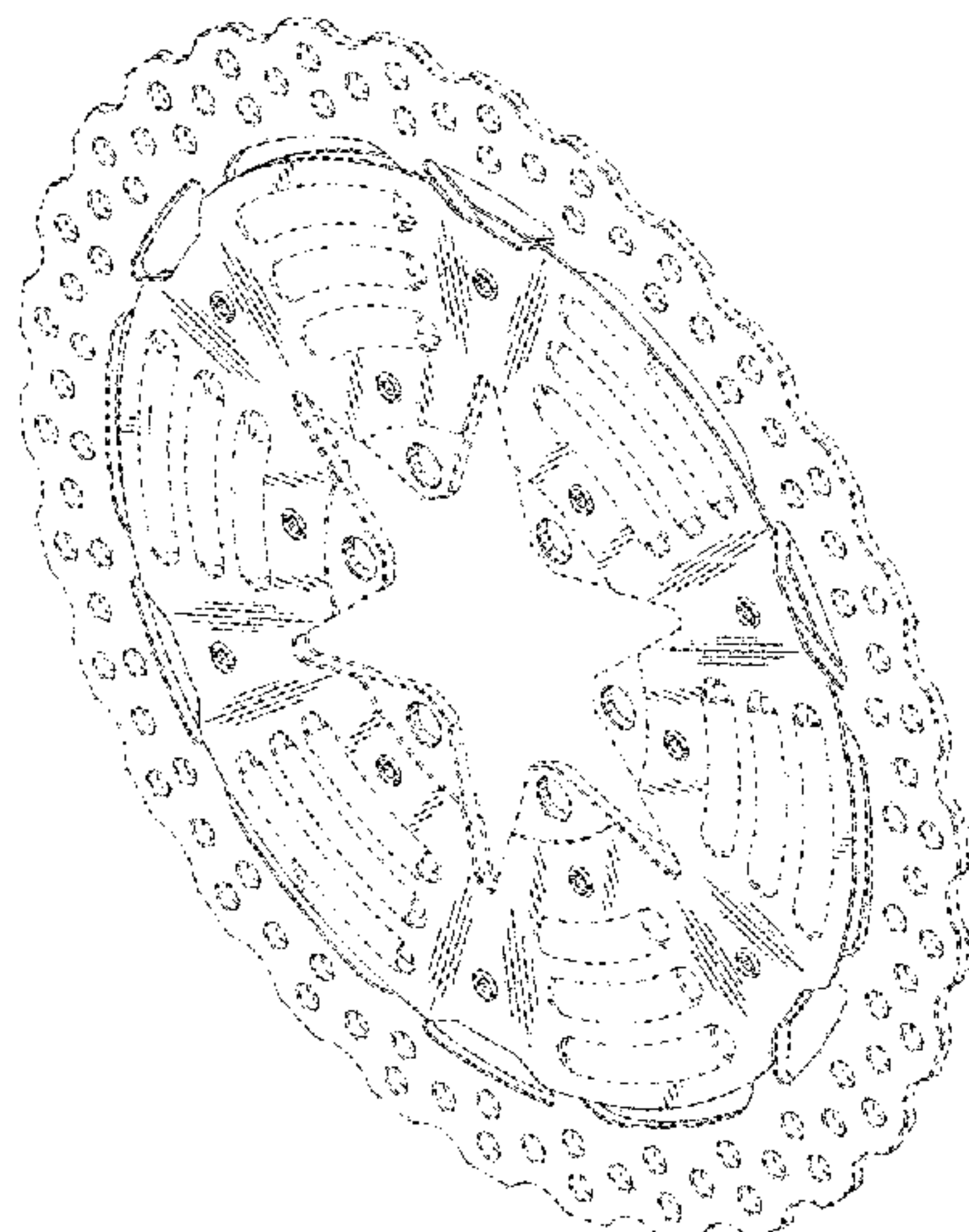
FIG. 4 is a right side view thereof;

FIG. 5 is a top plan view thereof; and,

FIG. 6 is a bottom plan view of the brake disk.

The broken lines in the drawings illustrate portions of the brake disk which form no part of the claimed design.

1 Claim, 4 Drawing Sheets



(56)

References Cited

U.S. PATENT DOCUMENTS

4,496,033 A *	1/1985	Hall	F16D 65/18	7,836,938 B2 *	11/2010	Agarwal	F16F 7/00
				188/347					164/100
4,696,376 A *	9/1987	Reynolds	F16D 55/36	7,938,378 B2 *	5/2011	Hanna	F16D 65/0006
				188/18 A					248/560
D330,883 S *	11/1992	Harr	D12/207	D651,145 S *	12/2011	Lockrem	D12/180
D381,609 S *	7/1997	Ohata	D12/180	D655,654 S *	3/2012	Meckel	D12/180
D381,610 S *	7/1997	Ohata	D12/180	D661,632 S *	6/2012	Shinagawa	D12/180
D381,611 S *	7/1997	Ohata	D12/180	D661,633 S *	6/2012	Shinagawa	D12/180
D397,070 S *	8/1998	Adams, III	D12/180	8,251,190 B2 *	8/2012	Gey	F16D 65/128
5,842,546 A *	12/1998	Biswas	F16D 65/092					188/218 XL
				188/250 B	D669,004 S *	10/2012	Meckel	D12/180
D419,934 S *	2/2000	DiBella	D12/180	D670,153 S *	11/2012	Wu	D8/356
6,095,293 A *	8/2000	Brundrett	F16D 55/36	8,365,881 B2 *	2/2013	Iwai	B62L 1/005
				188/18 A					188/218 XL
6,119,818 A *	9/2000	Krumbeck	B62L 1/00	8,376,101 B2 *	2/2013	Crippa	F16D 65/18
				188/24.12					188/370
6,283,257 B1 *	9/2001	Lee	F16D 65/12	8,387,760 B2 *	3/2013	Gherardi	F16D 65/12
				188/218 XL					188/18 A
D461,481 S *	8/2002	Carlson	D12/123	D686,548 S *	7/2013	Meckel	D12/180
6,530,457 B1 *	3/2003	Nago	B62L 1/00	D687,742 S *	8/2013	Lin	D12/114
				188/17	D693,280 S *	11/2013	Shinagawa	D12/180
D497,127 S *	10/2004	Veneziano	D12/180	D695,656 S *	12/2013	Qin	D12/180
D501,437 S *	2/2005	Okabe	D12/180	8,733,517 B2 *	5/2014	Tironi	F16D 65/128
D508,666 S *	8/2005	Cornolti	D12/180					188/218 XL
D508,882 S *	8/2005	Cornolti	D12/180	D721,309 S *	1/2015	Moore	D12/180
D509,173 S *	9/2005	Cornolti	D12/180	8,978,842 B2 *	3/2015	Iwai	C23C 4/02
6,957,726 B2 *	10/2005	Gehrs	F16D 65/12					188/218 XL
				188/18 A	9,022,182 B2 *	5/2015	Cavagna	F16D 65/128
D521,428 S *	5/2006	Campbell	D12/180					188/218 XL
D524,201 S *	7/2006	Okabe	D12/180	D735,766 S *	8/2015	Shigematsu	D15/5
7,097,006 B2 *	8/2006	Veneziano	F16D 65/128	9,206,869 B2 *	12/2015	Wen	F16D 65/847
				188/218 XL	9,234,553 B2 *	1/2016	Iwai	F16D 65/12
D541,717 S *	5/2007	Chen	D12/180	D749,025 S *	2/2016	Dunlap, III	D12/180
D557,187 S *	12/2007	Johnson	D12/180	D749,476 S *	2/2016	Dunlap, III	D12/180
7,331,433 B2 *	2/2008	Okabe	B62L 1/005	D749,477 S *	2/2016	Dunlap, III	D12/180
				188/218 XL	2004/0084260 A1 *	5/2004	Hoyte	B22D 19/04
D569,307 S *	5/2008	Albertsson	D12/11					188/218 XL
7,398,867 B2 *	7/2008	Agardy	F03D 7/0204	2009/0056134 A1 *	3/2009	Kleber	B21J 5/00
				188/18 A					29/894
D581,329 S *	11/2008	Ohigashi	D12/180	2013/0220057 A1 *	8/2013	Kawakami	B62M 25/04
D581,844 S *	12/2008	Ohigashi	D12/180					74/501.6
D585,345 S *	1/2009	Maier	D12/180	2014/0155206 A1 *	6/2014	Johnson	B62M 9/124
7,641,027 B2 *	1/2010	Mozzati	F16D 65/0006					474/80
				188/17	2015/0151811 A1 *	6/2015	Riley	B62L 3/08
									188/17
					2015/0203169 A1 *	7/2015	Nishino	B62K 23/06
									74/491

* cited by examiner

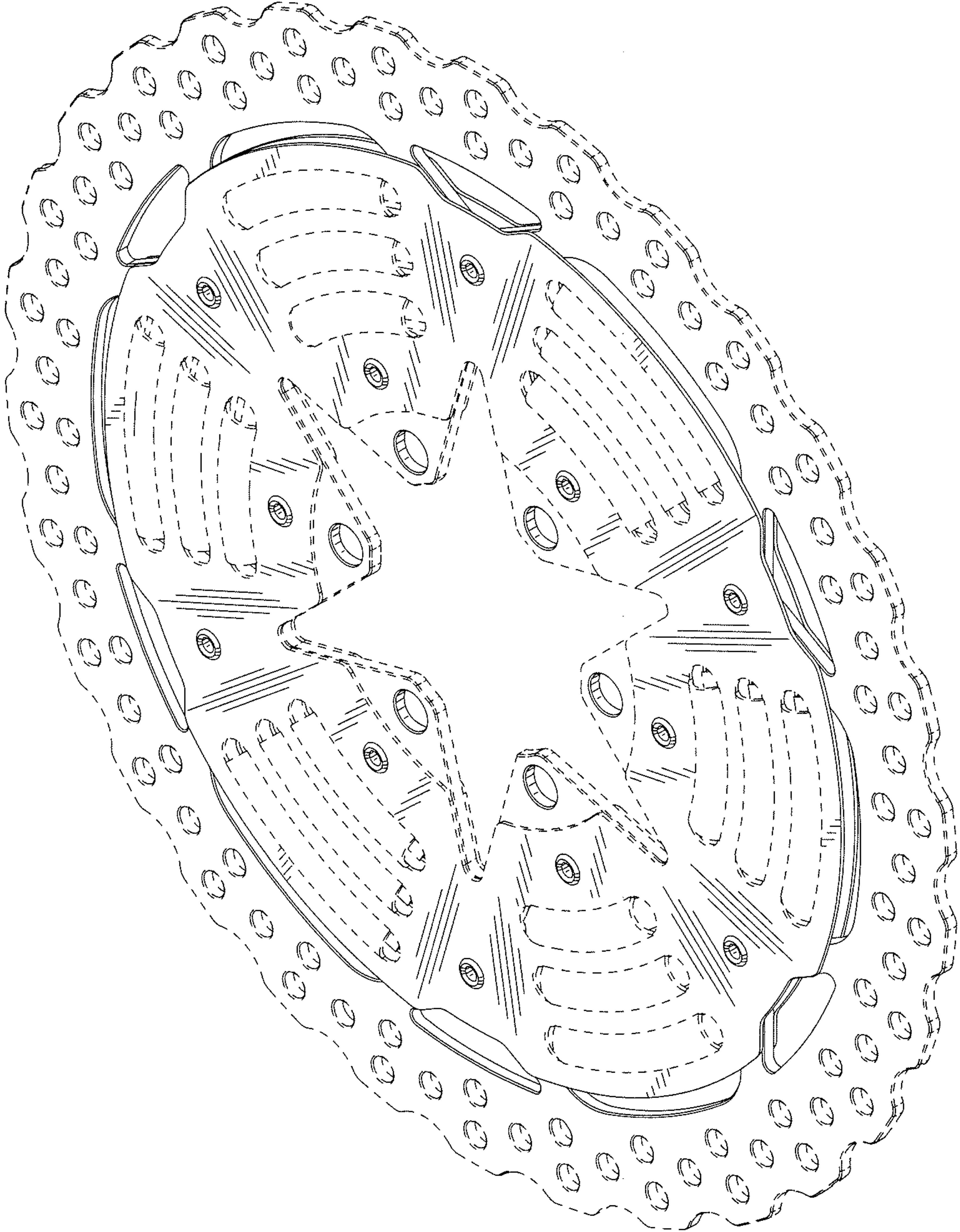


FIG. 1

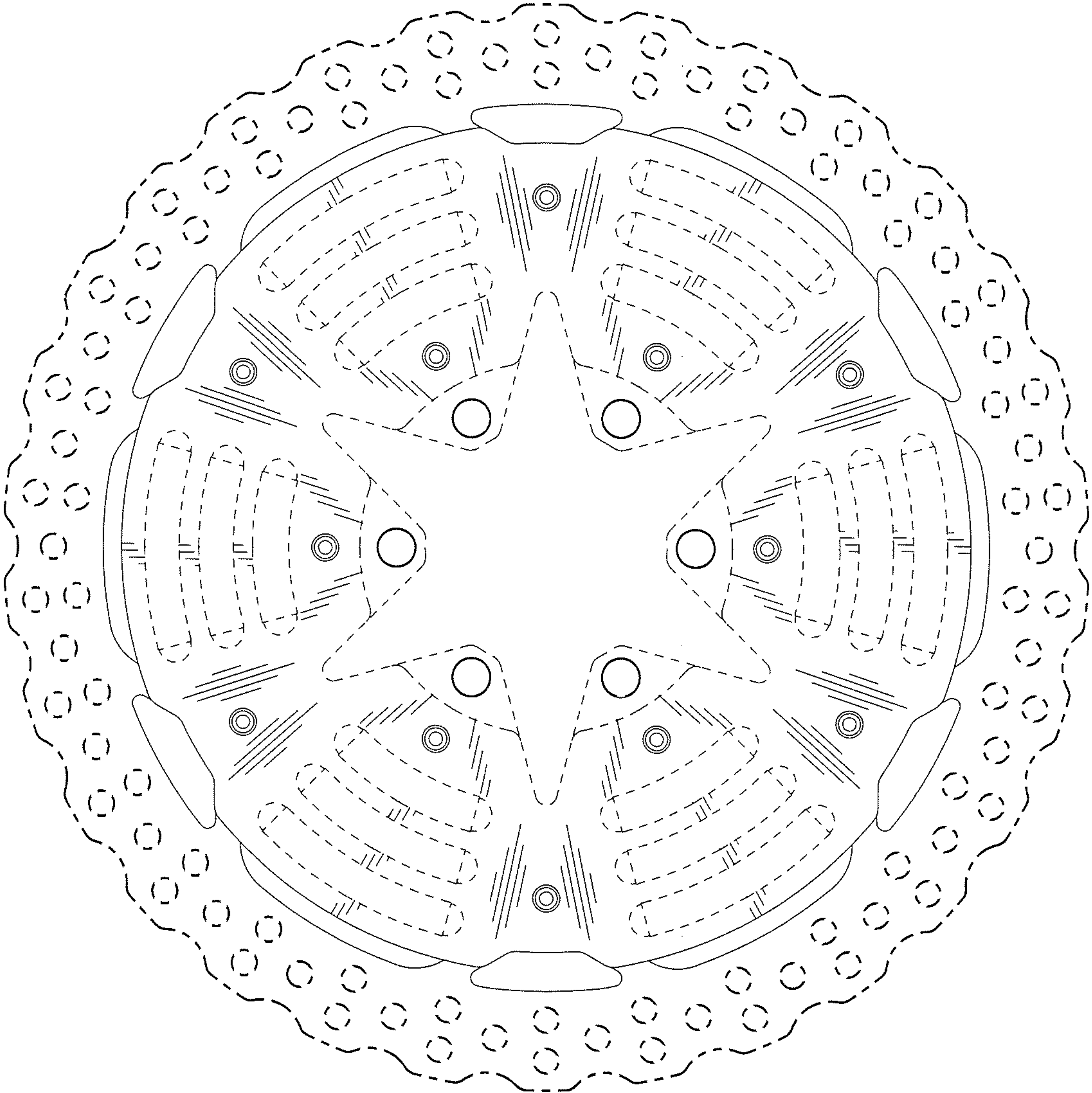


FIG. 2





FIG. 3

FIG. 4

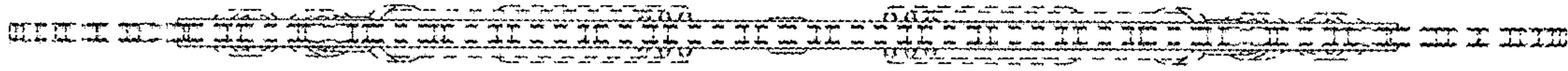


FIG. 5

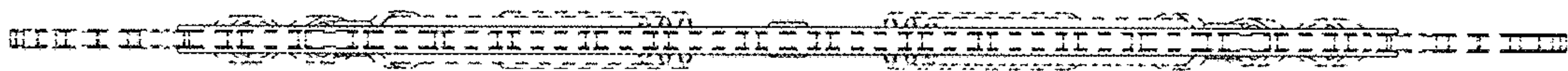


FIG. 6