



US00D783471S

(12) **United States Design Patent**  
**Kalkstein**

(10) **Patent No.:** **US D783,471 S**

(45) **Date of Patent:** **\*\* \*Apr. 11, 2017**

(54) **BOAT FENDER COVER**

(76) Inventor: **Harold M Kalkstein**, New York, NY  
(US)

(\*) Notice: This patent is subject to a terminal disclaimer.

(\*\*) Term: **14 Years**

(21) Appl. No.: **29/417,335**

(22) Filed: **Apr. 4, 2012**

(51) **LOC (10) Cl.** ..... **12-16**

(52) **U.S. Cl.**

USPC ..... **D12/168**

(58) **Field of Classification Search**

USPC ..... D12/168, 167, 300, 303, 316, 317, 318;  
114/219, 220; 14/76; 405/211, 212, 213,  
405/216; D10/107; D3/254, 321

CPC ..... B63B 59/02; E02B 3/26; B65D 33/28  
See application file for complete search history.

(56) **References Cited**

**U.S. PATENT DOCUMENTS**

950,685	A *	3/1910	White	114/219
2,753,829	A *	7/1956	Agra	E02B 3/26
				114/219
2,956,530	A *	10/1960	Hobbs	114/219
D297,627	S *	9/1988	Patton	D12/168
4,843,994	A *	7/1989	Wilson	E02B 3/26
				114/219
5,016,554	A *	5/1991	Harris, Jr.	E02B 3/26
				114/219

D335,108	S *	4/1993	Armour, II	D12/168
D353,355	S *	12/1994	Doyle	D12/168
D389,642	S *	1/1998	Nadel	D3/254
D392,231	S *	3/1998	Vaughn	D12/168
D452,466	S *	12/2001	Skulnick	D12/168
D453,876	S *	2/2002	Moor	D3/300
6,435,122	B1 *	8/2002	Skulnick	114/219
D472,047	S *	3/2003	Vazquez	D3/244
6,752,098	B2 *	6/2004	Skulnick	114/219
D510,895	S *	10/2005	Nelson	D12/168
D636,597	S *	4/2011	McCabe	D16/237
D737,052	S *	8/2015	James	D3/300
D763,573	S *	8/2016	Klein	D3/254
2004/0011267	A1 *	1/2004	Kent	B63B 59/02
				114/220
2012/0241463	A1 *	9/2012	Zimmerman	B65D 5/542
				221/1

\* cited by examiner

*Primary Examiner* — George D. Kirschbaum

*Assistant Examiner* — Clese Moore, Jr.

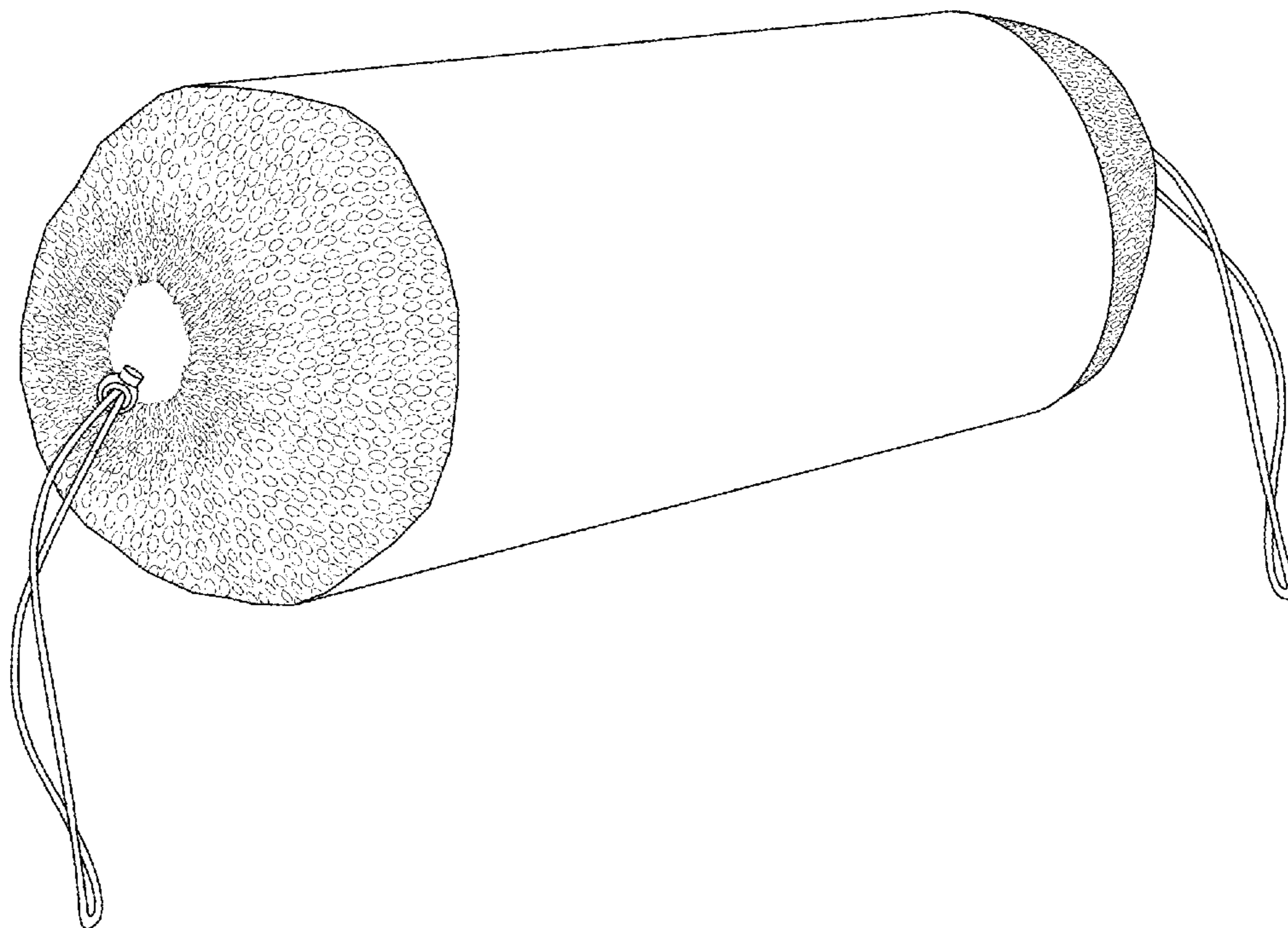
(57) **CLAIM**

The ornamental design for a boat fender cover, as shown and described.

**DESCRIPTION**

FIG. 1 is a front perspective view of a boat fender cover of the present invention;  
FIG. 2 is right side view thereof;  
FIG. 3 is a left side view thereof, the front and back views being identical thereto;  
FIG. 4 is a top view thereof; and,  
FIG. 5 is a bottom view thereof.

**1 Claim, 4 Drawing Sheets**



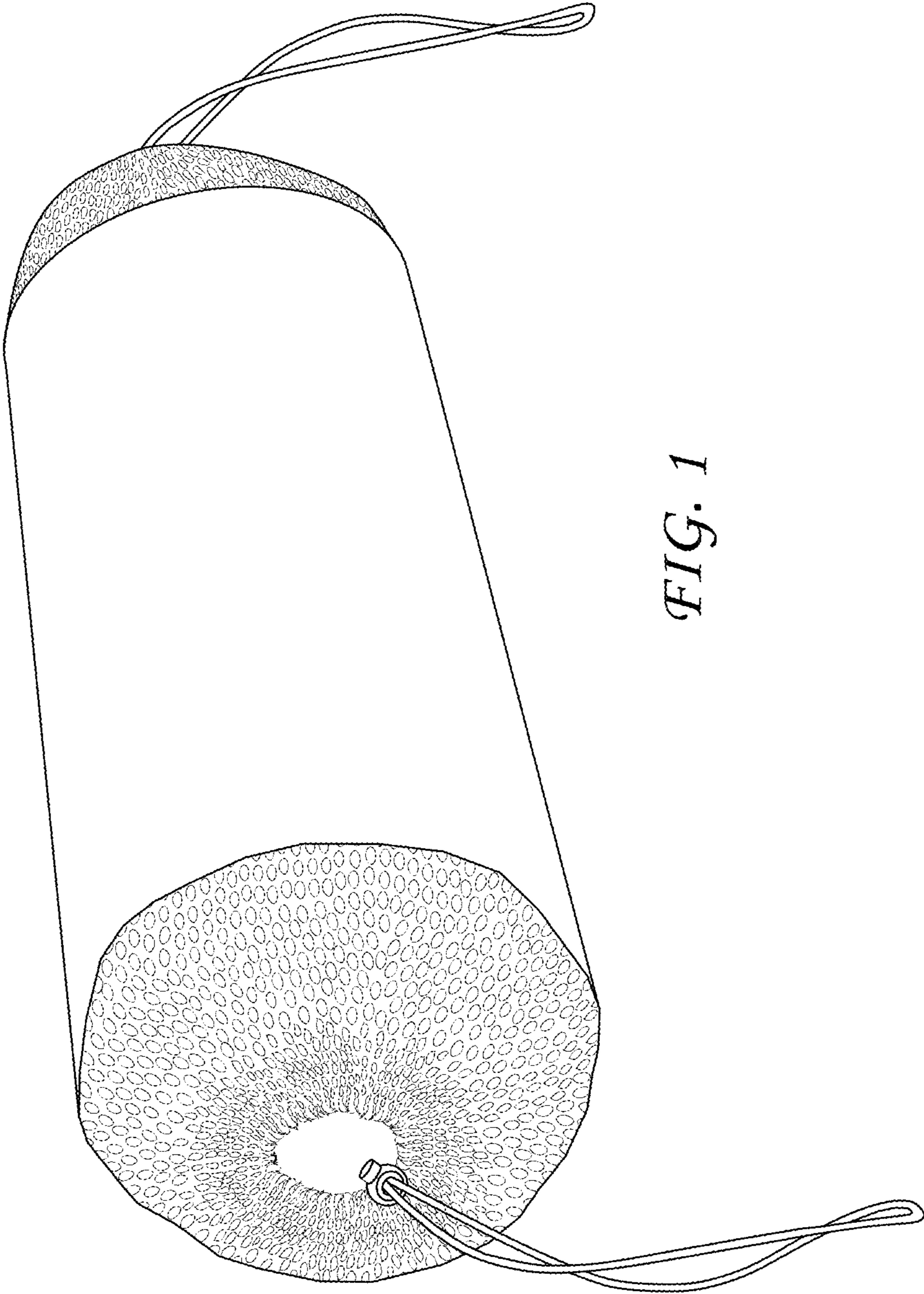




FIG. 1



*FIG. 2*





*FIG. 3*

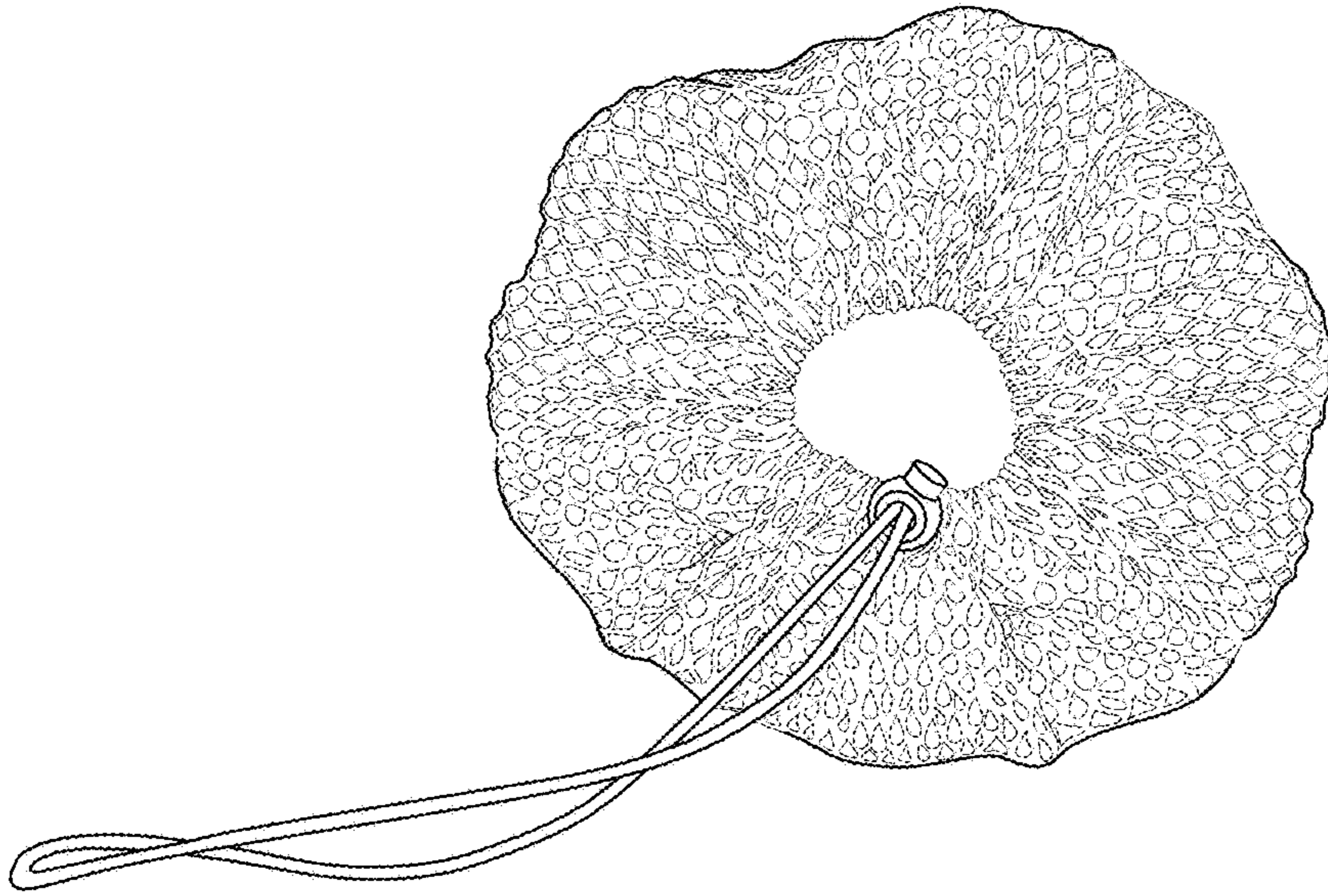


FIG. 4

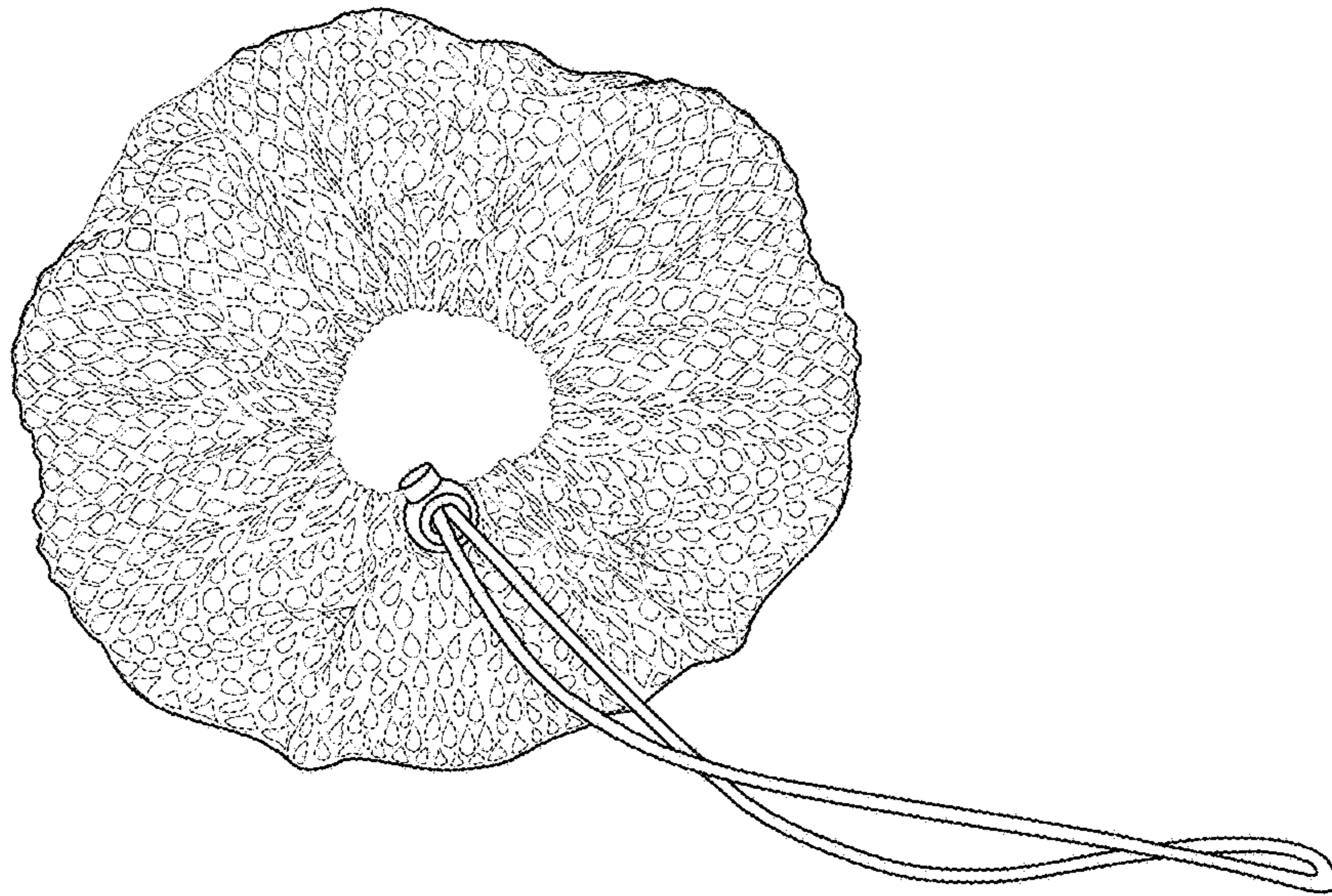


FIG. 5