



US00D783470S

(12) **United States Design Patent**
Peat et al.

(10) **Patent No.:** **US D783,470 S**
(45) **Date of Patent:** **** Apr. 11, 2017**

(54) **FRONT END OF A VEHICLE**
(71) Applicant: **Jaguar Land Rover Limited**, Whitley,
Coventry (GB)
(72) Inventors: **Anthony Peat**, Coventry (GB); **Joe**
Buck, Coventry (GB)
(73) Assignee: **Jaguar Land Rover Limited**, Whitley,
Coventry (GB)

D711,288 S * 8/2014 Butterworth D12/92
D718,662 S * 12/2014 Ishizuka D12/92
D719,878 S * 12/2014 Webber D12/92
D726,074 S * 4/2015 Beaven D12/92
D740,177 S * 10/2015 Callum D12/92
D758,921 S * 6/2016 Hatton D12/92

* cited by examiner

(**) Term: **15 Years**

Primary Examiner — Melody N Brown
(74) *Attorney, Agent, or Firm* — Wood Herron & Evans
LLP

(21) Appl. No.: **29/537,999**

(57) **CLAIM**

(22) Filed: **Aug. 31, 2015**

The ornamental design for a front end of a vehicle, as shown
and described.

(30) **Foreign Application Priority Data**

Mar. 16, 2015 (EM) 002656454

(51) **LOC (10) Cl.** **12-16**

(52) **U.S. Cl.**
USPC **D12/164**

(58) **Field of Classification Search**
USPC D12/86, 90-92, 164, 169; D21/421, 433,
D21/434; 296/181.1, 181.5
CPC B62D 35/00; B62D 25/00; B62D 25/06;
B62D 33/00

See application file for complete search history.

(56) **References Cited**

U.S. PATENT DOCUMENTS

D704,101 S * 5/2014 Beaven D12/92
D711,287 S * 8/2014 Butterworth D12/92

DESCRIPTION

FIG. 1 is a right, front perspective view of a front end of a
vehicle showing my new design;
FIG. 2 is a left, front perspective view thereof;
FIG. 3 is a left, rear perspective view thereof;
FIG. 4 is a front elevational view thereof;
FIG. 5 is a left side elevational view thereof;
FIG. 6 is a right side elevational view; and,
FIG. 7 is a top plan view thereof.
The portions of the vehicle shown in de-emphasized and
half-tone portions outside the broken lines and the broken
lines representing the boundary and configuration of what is
claimed as the design are for environmental and illustrative
purposes only and form no part of the claimed design.

1 Claim, 6 Drawing Sheets






FIG. 1




FIG. 2




FIG. 3



FIG. 4




FIG. 5




FIG. 6




FIG. 7