



US00D783469S

(12) **United States Design Patent** (10) **Patent No.:** **US D783,469 S**  
**Patel et al.** (45) **Date of Patent:** **\*\* Apr. 11, 2017**

(54) **FRONT END OF A VEHICLE**  
(71) Applicant: **Jaguar Land Rover Limited**, Whitley, Coventry (GB)  
(72) Inventors: **Paven Patel**, Coventry (GB); **Alex Chan**, Coventry (GB); **Luke Smith**, Coventry (GB)  
(73) Assignee: **Jaguar Land Rover Limited**, Whitley, Coventry (GB)  
(\*\*) Term: **15 Years**  
(21) Appl. No.: **29/532,710**  
(22) Filed: **Jul. 9, 2015**  
(30) **Foreign Application Priority Data**  
Jan. 9, 2015 (EM) ..... 002611020  
Jun. 29, 2015 (EM) ..... 002727669  
(51) **LOC (10) Cl.** ..... **12-16**  
(52) **U.S. Cl.**  
USPC ..... **D12/164; D12/169**  
(58) **Field of Classification Search**  
USPC .... D12/86, 90-92, 164, 169; D21/421, 433, D21/434; 296/181.1, 181.5  
CPC ..... B62D 35/00; B62D 25/00; B62D 25/06; B62D 33/00  
See application file for complete search history.

(56) **References Cited**  
U.S. PATENT DOCUMENTS  
D725,007 S \* 3/2015 Beaven ..... D12/169  
D749,996 S \* 2/2016 Henstridge ..... D12/164  
D754,031 S \* 4/2016 Talsma ..... D12/91  
D765,545 S \* 9/2016 Oh ..... D12/91  
\* cited by examiner  
*Primary Examiner* — Melody N Brown  
(74) *Attorney, Agent, or Firm* — Wood Herron & Evans LLP

(57) **CLAIM**  
The ornamental design for a front end of a vehicle, as shown and described.

**DESCRIPTION**  
FIG. 1 is a right, front perspective view of a front end of a vehicle showing my new design;  
FIG. 2 is a left side perspective view thereof;  
FIG. 3 is a front elevational view thereof;  
FIG. 4 is a left side elevational view thereof;  
FIG. 5 is a right side elevational view thereof; and,  
FIG. 6 is a top plan view thereof.  
The portions of the vehicle shown in de-emphasized and half-tone portions outside the broken lines and the broken lines representing the boundary and configuration of what is claimed as the design are for environmental and illustrative purposes only and form no part of the claimed design.

**1 Claim, 5 Drawing Sheets**








FIG. 1






FIG. 2





FIG. 3






FIG. 4




FIG. 5



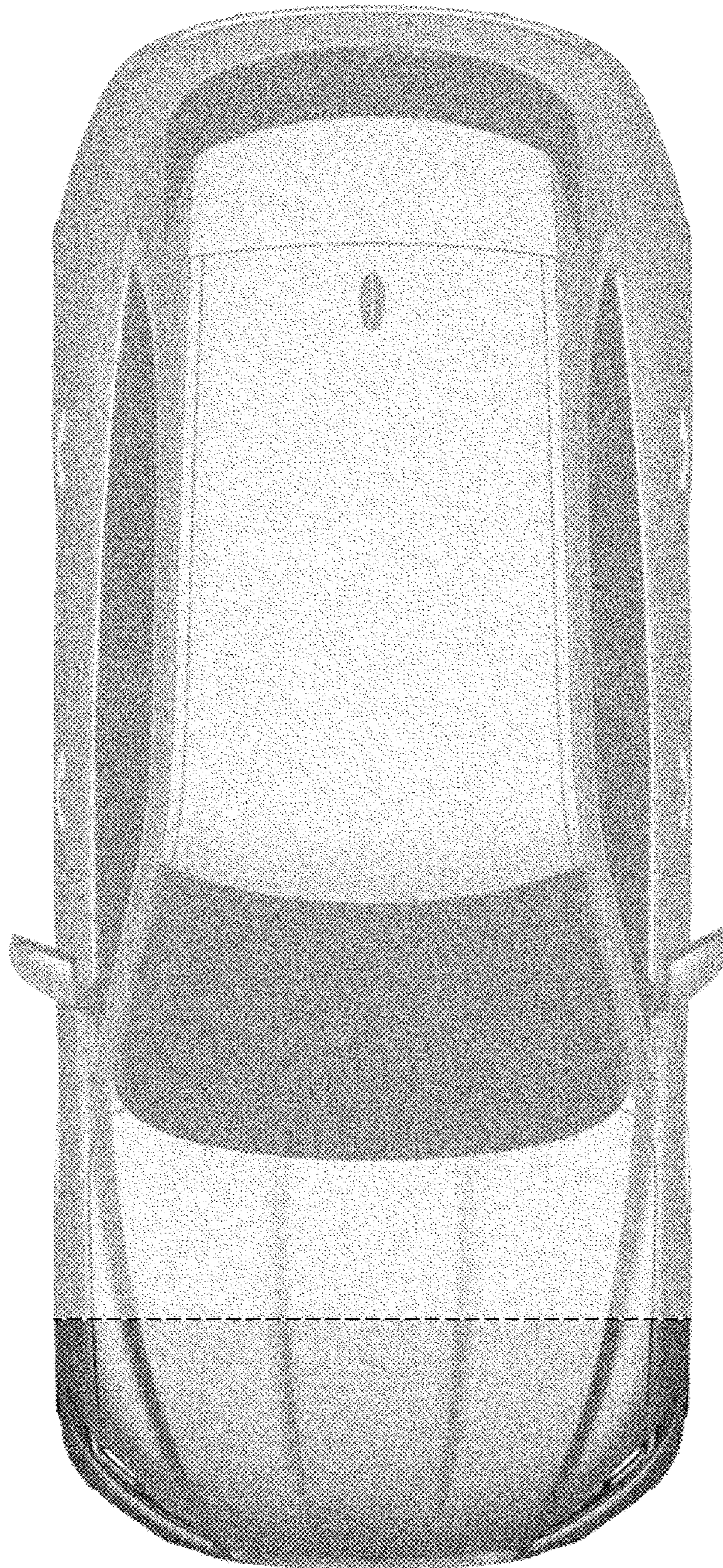


FIG. 6