



US00D783456S

(12) **United States Design Patent**  
**Kim**

(10) **Patent No.:** **US D783,456 S**  
(45) **Date of Patent:** **\*\* Apr. 11, 2017**

- (54) **AUTOMOBILE**
- (71) Applicant: **Kia Motors Corpotion**, Seoul (KR)
- (72) Inventor: **Seung Tae Kim**, Gyeonggi-do (KR)
- (73) Assignee: **Kia Motors Corporation**, Seoul (KR)
- (\*\*) Term: **15 Years**
- (21) Appl. No.: **29/551,612**
- (22) Filed: **Jan. 14, 2016**
- (30) **Foreign Application Priority Data**  
Jul. 20, 2015 (KR) ..... 30-2015-0036357
- (51) **LOC (10) Cl.** ..... **12-08**
- (52) **U.S. Cl.**  
USPC ..... **D12/91**
- (58) **Field of Classification Search**  
USPC ..... D12/86, 90-92, 88; D21/424, 433, 434,  
D21/533; 296/181.1, 181.5, 181.3  
CPC ..... B60R 9/06; B62D 35/00  
See application file for complete search history.

- D689,399 S \* 9/2013 Kim ..... D12/91
- D719,875 S \* 12/2014 Jang ..... D12/91
- D735,611 S \* 8/2015 Aengenheyster ..... D12/91
- D741,225 S \* 10/2015 Baik ..... D12/91
- D765,545 S \* 9/2016 Oh ..... D12/91

\* cited by examiner

*Primary Examiner* — Melody N Brown

(74) *Attorney, Agent, or Firm* — Mintz Levin Cohn Ferris  
Glovsky and Popeo, P.C.; Kongsik Kim

(57) **CLAIM**

The ornamental design for an automobile, as shown and described.

**DESCRIPTION**

FIG. 1 is a perspective view of an automobile according to the present invention.

FIG. 2 is a front view of the automobile of FIG. 1.

FIG. 3 is a rear view of the automobile of FIG. 1.

FIG. 4 is a left side view of the automobile of FIG. 1.

FIG. 5 is a right side view of the automobile of FIG. 1; and,

FIG. 6 is a top view of the automobile of FIG. 1.

A bottom view thereof is omitted since it does not contain ornamental feature.

- (56) **References Cited**  
U.S. PATENT DOCUMENTS  
D672,688 S \* 12/2012 Kubota ..... D12/91  
D684,092 S \* 6/2013 Lee ..... D12/91

**1 Claim, 6 Drawing Sheets**



FIG. 1



FIG. 2



FIG. 3




FIG. 4




FIG. 5




FIG. 6

