



US00D783455S

(12) **United States Design Patent**
Christ

(10) **Patent No.:** **US D783,455 S**

(45) **Date of Patent:** **** Apr. 11, 2017**

(54) **MOTOR VEHICLE, TOY AND/OR REPLICAS THEREOF**

(71) Applicant: **AUDI AG**, Ingolstadt (DE)

(72) Inventor: **Alexander Christ**, Ingolstadt (DE)

(73) Assignee: **AUDI AG**, Ingolstadt (DE)

(**) Term: **15 Years**

(21) Appl. No.: **29/545,253**

(22) Filed: **Nov. 11, 2015**

(30) **Foreign Application Priority Data**

May 11, 2015 (EM) 002 698 480-0003

May 11, 2015 (EM) 002 698 498-0003

(51) **LOC (10) Cl.** **12-08**

(52) **U.S. Cl.**
USPC **D12/91**

(58) **Field of Classification Search**
USPC D12/86, 90-92, 88; D21/421, 433, 434;
296/181.1, 181.5
CPC B62D 35/00; B62D 25/00; B62D 25/06;
B62D 33/00
See application file for complete search history.

(56) **References Cited**

U.S. PATENT DOCUMENTS

D700,107 S 2/2014 Badstuebner et al.
D710,256 S * 8/2014 Garand D12/91
D711,779 S * 8/2014 Badstuebner D12/91
D711,780 S * 8/2014 Badstuebner D12/91

D711,781 S * 8/2014 Badstuebner D12/91
D711,782 S * 8/2014 Witowski D12/91
D711,783 S * 8/2014 Badstuebner D12/91
D715,190 S * 10/2014 Garand D12/91
D715,691 S * 10/2014 Badstuebner D12/91
D715,693 S * 10/2014 Lamberty D12/92
D756,849 S * 5/2016 Garcia Lopez D12/92
D763,135 S * 8/2016 Baste D12/91
D764,352 S * 8/2016 Pires D12/92
D767,447 S * 9/2016 Fahr-Becker D12/91
D767,448 S * 9/2016 Leu D12/92
D769,153 S * 10/2016 Fahr-Becker D12/91
D776,008 S * 1/2017 Lichte D12/91

* cited by examiner

Primary Examiner — Melody N Brown

(74) *Attorney, Agent, or Firm* — Lucas & Mercanti, LLP;
Klaus P. Stoffel

(57) **CLAIM**

The ornamental design for a motor vehicle, toy and/or replicas thereof, as shown and described.

DESCRIPTION

FIG. 1 is a front, right side perspective view of a motor vehicle, toy and/or replicas thereof of the present invention; FIG. 2 is a rear, left side perspective view thereof; FIG. 3 is a front view thereof; FIG. 4 is rear view thereof; FIG. 5 is a right side view thereof; FIG. 6 is a left side view thereof; and, FIG. 7 is a top view thereof.
The wheels and lights do not form part of the claimed design.

1 Claim, 4 Drawing Sheets






Fig. 1



Fig. 2




Fig. 3




Fig. 4




Fig. 5




Fig. 6




Fig. 7