



US00D783452S

(12) **United States Design Patent**
Ying

(10) **Patent No.:** **US D783,452 S**
(45) **Date of Patent:** **** Apr. 11, 2017**

(54) **HUMAN-MACHINE INTERACTION
VEHICLE**

(71) Applicant: **Hangzhou Chic Intelligent Technology
Co., Ltd**, Yuhang District, Hangzhou,
Zhejiang Province (CN)

(72) Inventor: **Jiawei Ying**, Hangzhou (CN)

(73) Assignee: **Hangzhou Chic Intelligent Technology
Co., Ltd.**, Hangzhou, Zhejiang Province
(CN)

(**) Term: **15 Years**

(21) Appl. No.: **29/556,283**

(22) Filed: **Feb. 29, 2016**

(30) **Foreign Application Priority Data**

Oct. 9, 2015 (CN) 2015 3 0389353

(51) **LOC (10) Cl.** **12-14**

(52) **U.S. Cl.**
USPC **D12/1**

(58) **Field of Classification Search**

USPC D12/1, 5; D21/419, 421, 423, 426, 662,
D21/760, 765, 766, 769, 771, 776, 803;
701/124; 280/87.042, 87.021, 87.041,
280/5.23, 5.39, 205, 209, 229, 266, 282,
280/851; 180/181, 5.26, 6.5, 7.1, 8.2,
180/65.8, 907, 218, 65, 13
CPC B62K 3/007; B62K 17/00; B62K 2202/00;
B62D 51/001; B62D 51/02; B62D 61/00;
A63C 17/0033; A63C 17/01; A63C
17/016; A63C 2203/40; A63C 17/12
See application file for complete search history.

(56) **References Cited**

U.S. PATENT DOCUMENTS

D737,723 S 9/2015 Ying et al.
D738,256 S 9/2015 Ying et al.

D739,906 S * 9/2015 Chen D21/760
9,403,573 B1 * 8/2016 Mazzei B62D 51/02
2002/0008361 A1 * 1/2002 Smith A63C 5/031
280/14.21
2005/0242538 A1 * 11/2005 Hiramatsu A63C 17/004
280/92
2013/0238231 A1 * 9/2013 Chen B62K 11/007
701/124
2016/0129963 A1 * 5/2016 Ying B62K 3/007
180/6.5

FOREIGN PATENT DOCUMENTS

CN 302534790 S 8/2013

* cited by examiner

Primary Examiner — T. Chase Nelson

Assistant Examiner — Ania Aman

(74) *Attorney, Agent, or Firm* — Muncy, Geissler, Olds &
Lowe, P.C.

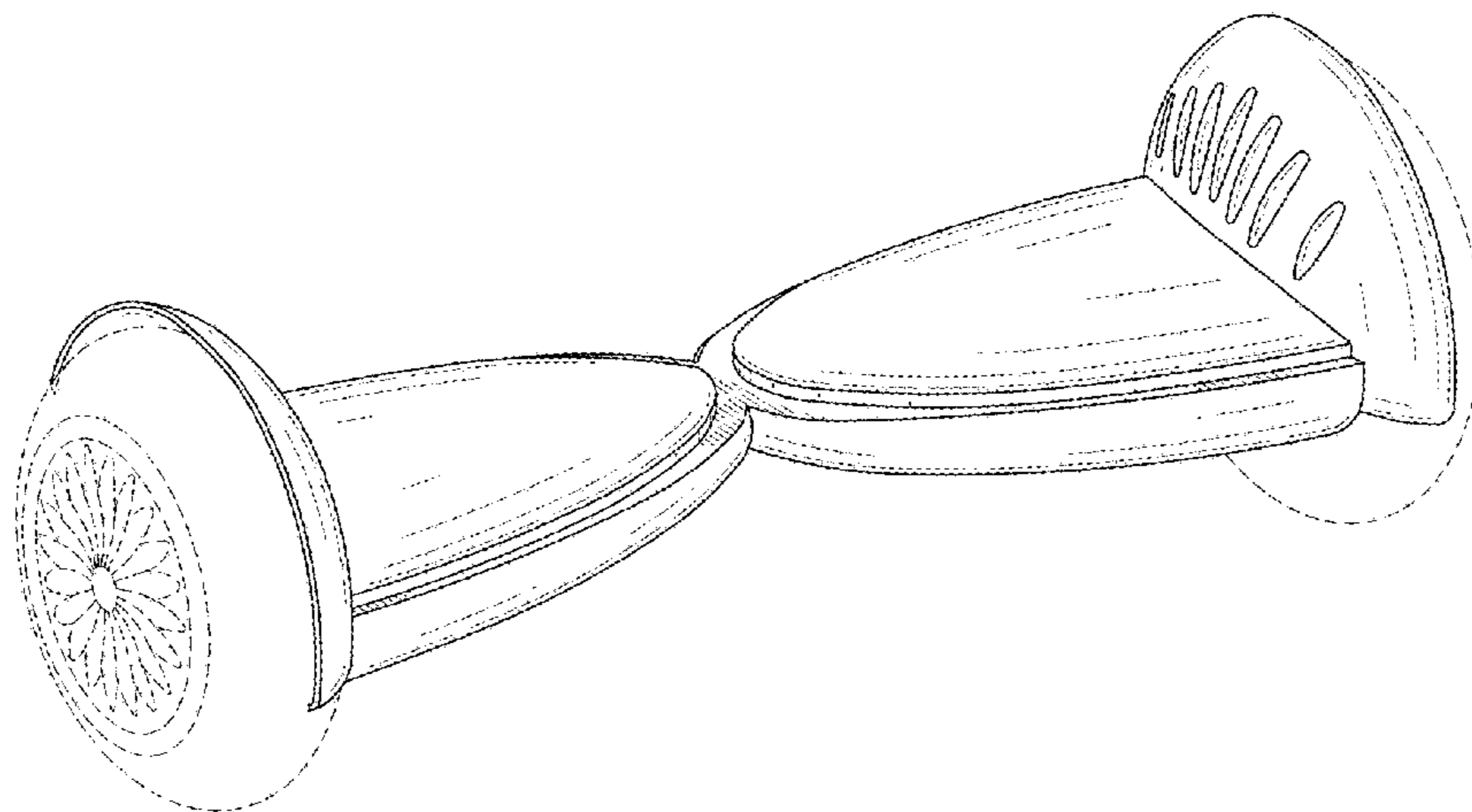
(57) **CLAIM**

The ornamental design for a human-machine interaction
vehicle, as shown and described.

DESCRIPTION

FIG. 1 is a top plan view of a human-machine interaction
vehicle showing my new design;
FIG. 2 is a bottom plan view thereof;
FIG. 3 is a front elevational view thereof;
FIG. 4 is a rear elevational view thereof;
FIG. 5 is a right side view thereof, the left side view being
a mirror image thereof; and,
FIG. 6 is a top, rear, right perspective view thereof.
The broken lines are for the purpose of illustrating portions
of the human-machine interaction vehicle and environmen-
tal structure which form no part of the claimed design.

1 Claim, 6 Drawing Sheets



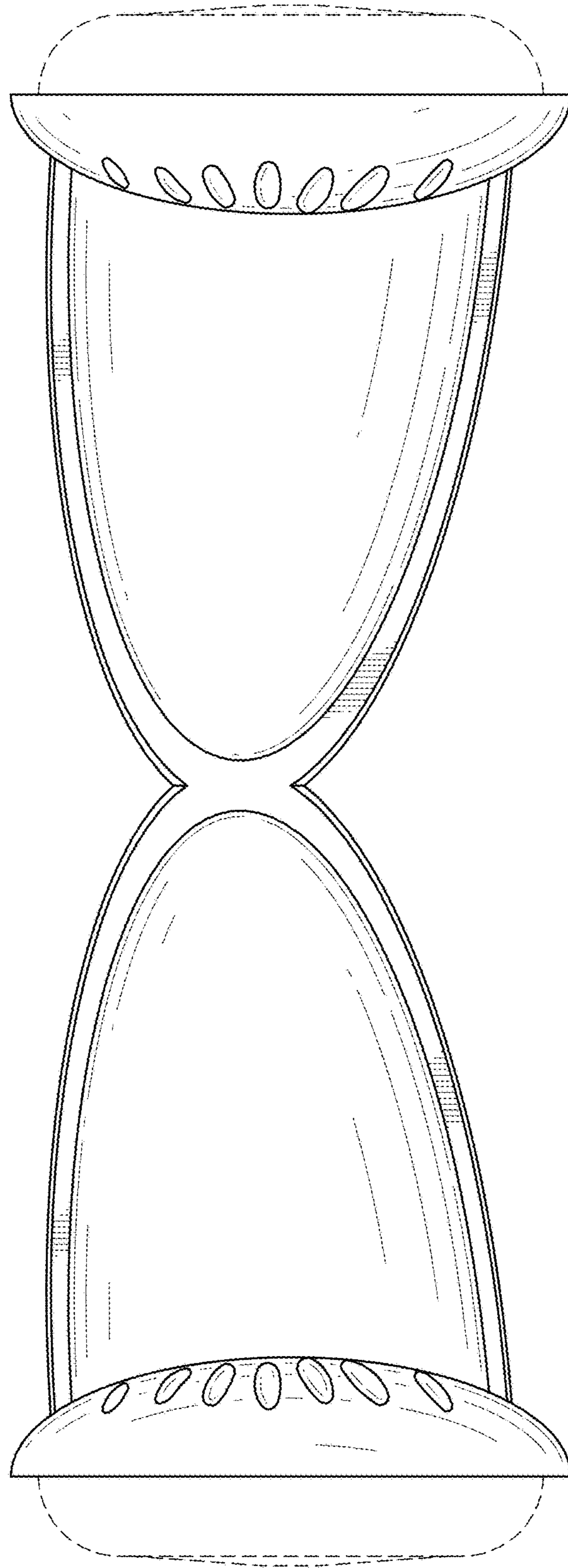


FIG.1

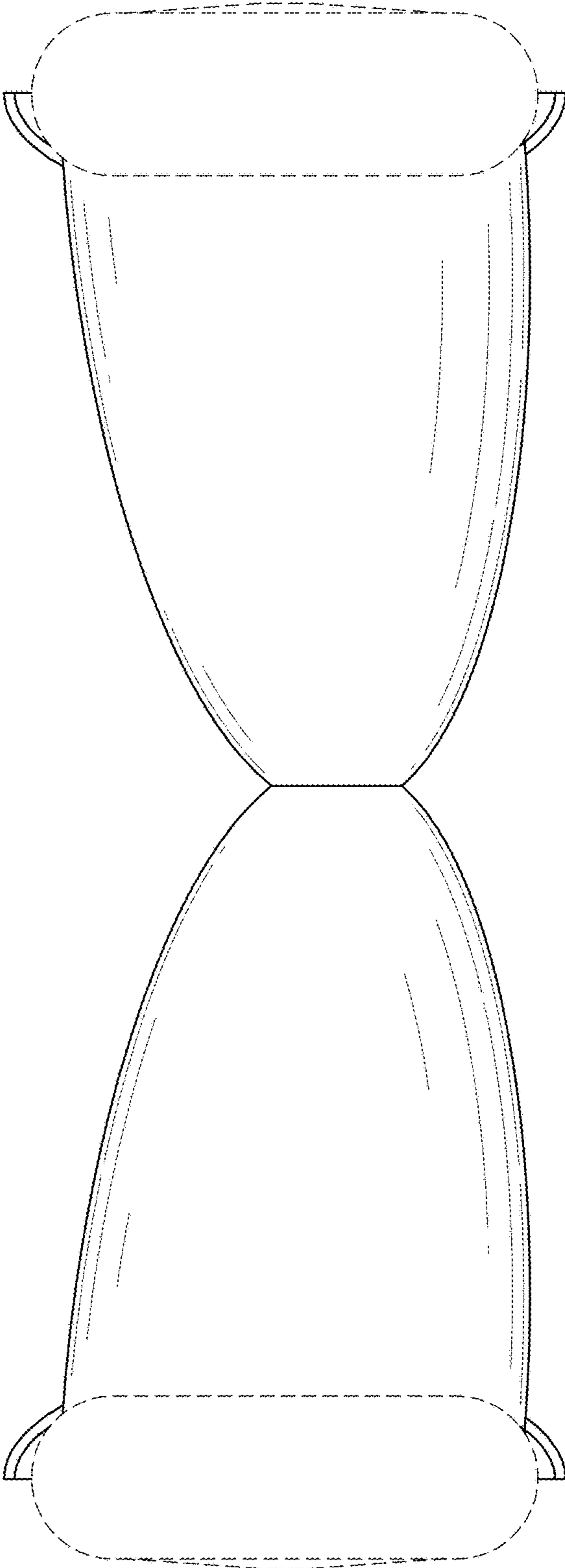


FIG.2

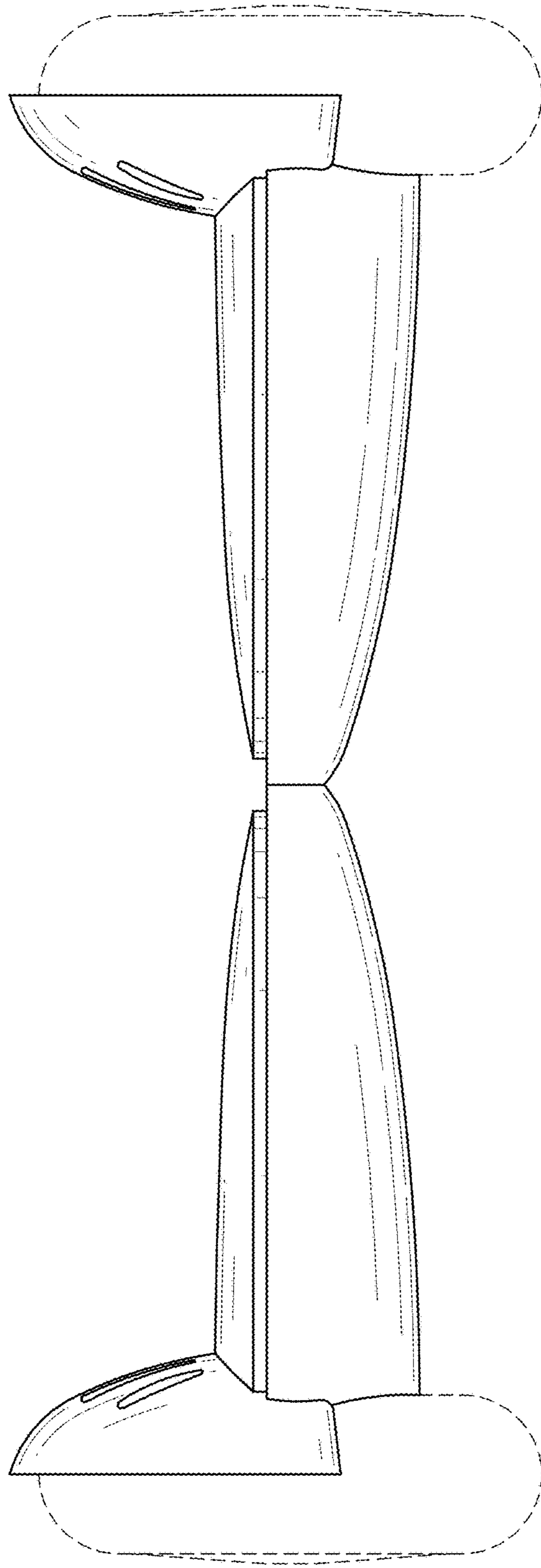


FIG.3

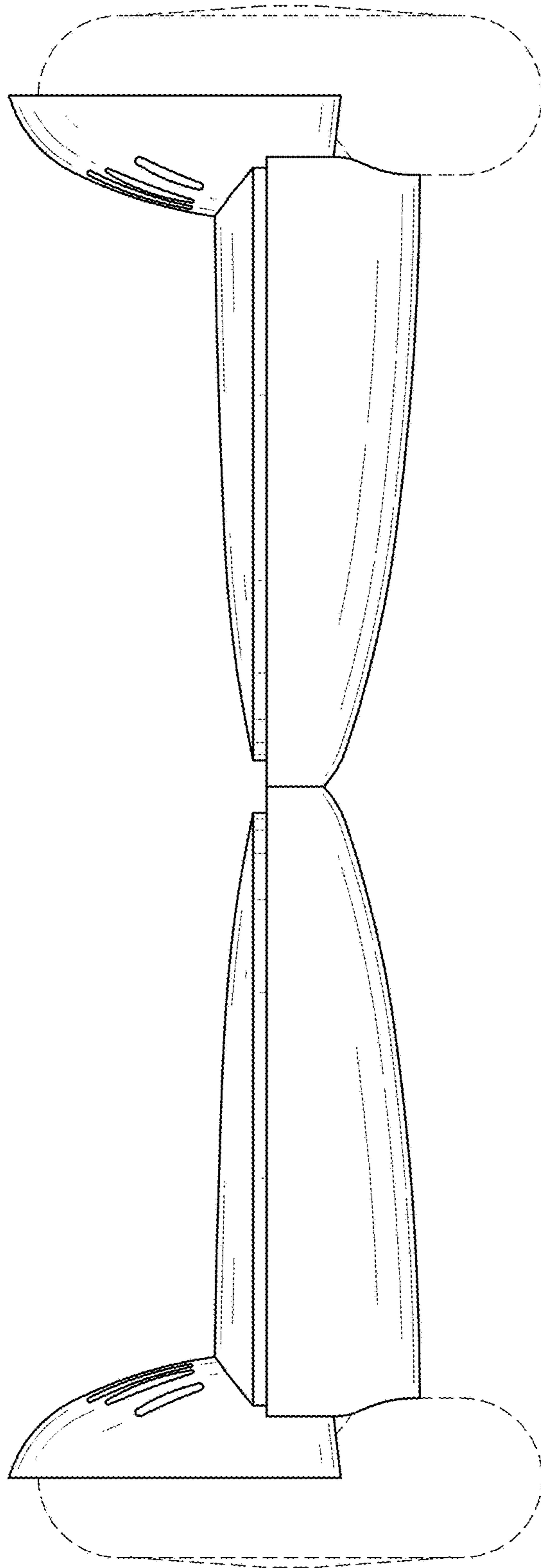


FIG.4

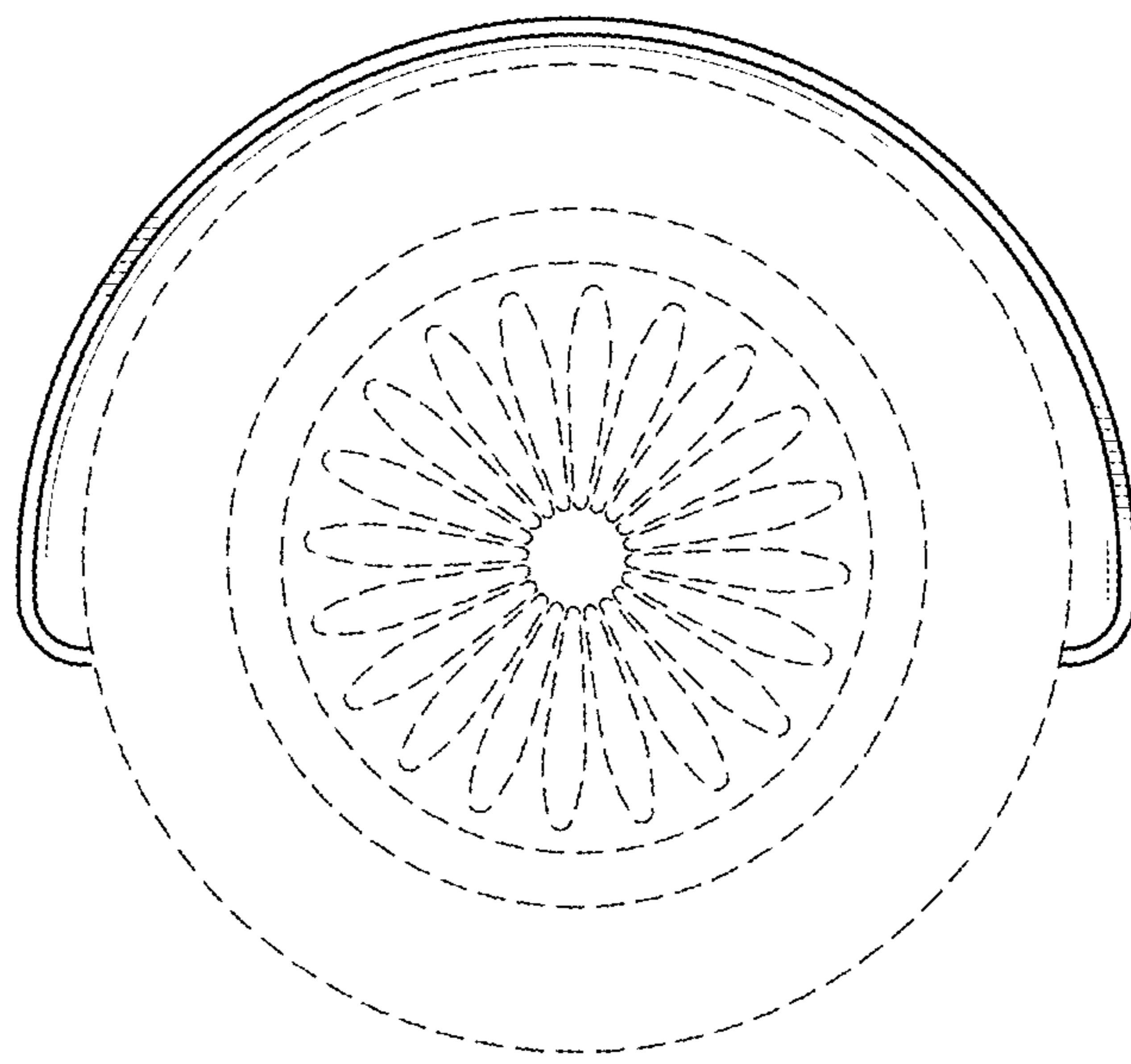


FIG.5

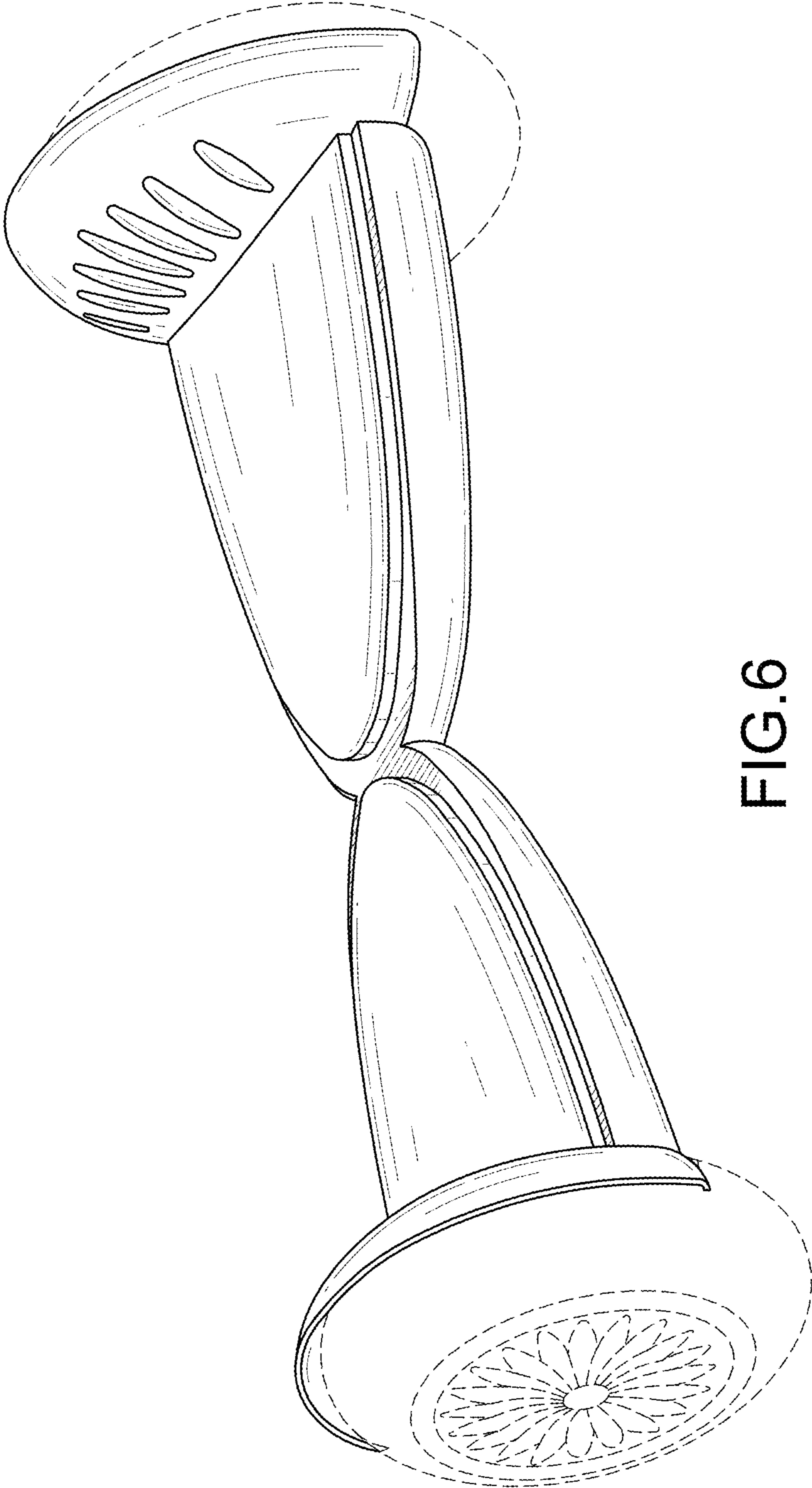


FIG.6