



US00D783443S

(12) **United States Design Patent** (10) **Patent No.:** **US D783,443 S**
Bresser (45) **Date of Patent:** **** Apr. 11, 2017**

(54) **JEWELRY ARTICLE WITH TWO INTERLOCKING LINKS**
(71) Applicant: **Mona Jones, LLC**, Waupun, WI (US)
(72) Inventor: **Kate Bresser**, Waupun, WI (US)
(73) Assignee: **Mona Jones, LLC**, Waupun, WI (US)
(**) Term: **15 Years**

(21) Appl. No.: **29/542,602**
(22) Filed: **Oct. 15, 2015**
(51) **LOC (10) Cl.** **11-01**
(52) **U.S. Cl.**
USPC **D11/79; D11/1**
(58) **Field of Classification Search**
USPC D11/1, 2, 3, 7, 8, 9, 40-48, 79-87, 93,
D11/120, 121, 130, 208, 210, 213, 215,
D11/216; 59/3, 78, 82, 83, 84, 80;
D21/468, 479
CPC A44C 5/02; A44C 5/022; A44C 5/025;
A44C 5/027; A44C 11/00; A44C 11/005;
A44C 11/007; A44C 15/005; A44C
15/003; A44C 1/00; A44C 3/00; A44C
3/001; A44C 25/00; A44C 25/001; A44C
25/002; A44C 25/004; A44C 25/005;
A44C 25/007; A44C 25/008
See application file for complete search history.

(56) **References Cited**
U.S. PATENT DOCUMENTS
245,594 A * 8/1881 Whitney A44C 5/107
59/82
D84,297 S * 6/1931 Naus D11/208
D212,774 S * 11/1968 Minnicucci D11/13

D403,618 S * 1/1999 Fildan D11/210
D579,373 S * 10/2008 Rosenthal D11/79
D658,530 S * 5/2012 Papadimitriou D11/43
D659,046 S * 5/2012 Papadimitriou D11/79
D678,101 S * 3/2013 Parvex D11/1
D688,152 S * 8/2013 Kala D11/79
D716,639 S * 11/2014 Kelleghan D8/356
D732,993 S * 6/2015 Shabot D11/1
D763,721 S * 8/2016 Greppi D11/1

OTHER PUBLICATIONS

[Online] "Everlink 14K White Gold Necklace." <http://gysbersjewelry.com/collections/everlink/products/e1>. Retrieved Nov. 22, 2016.*

* cited by examiner

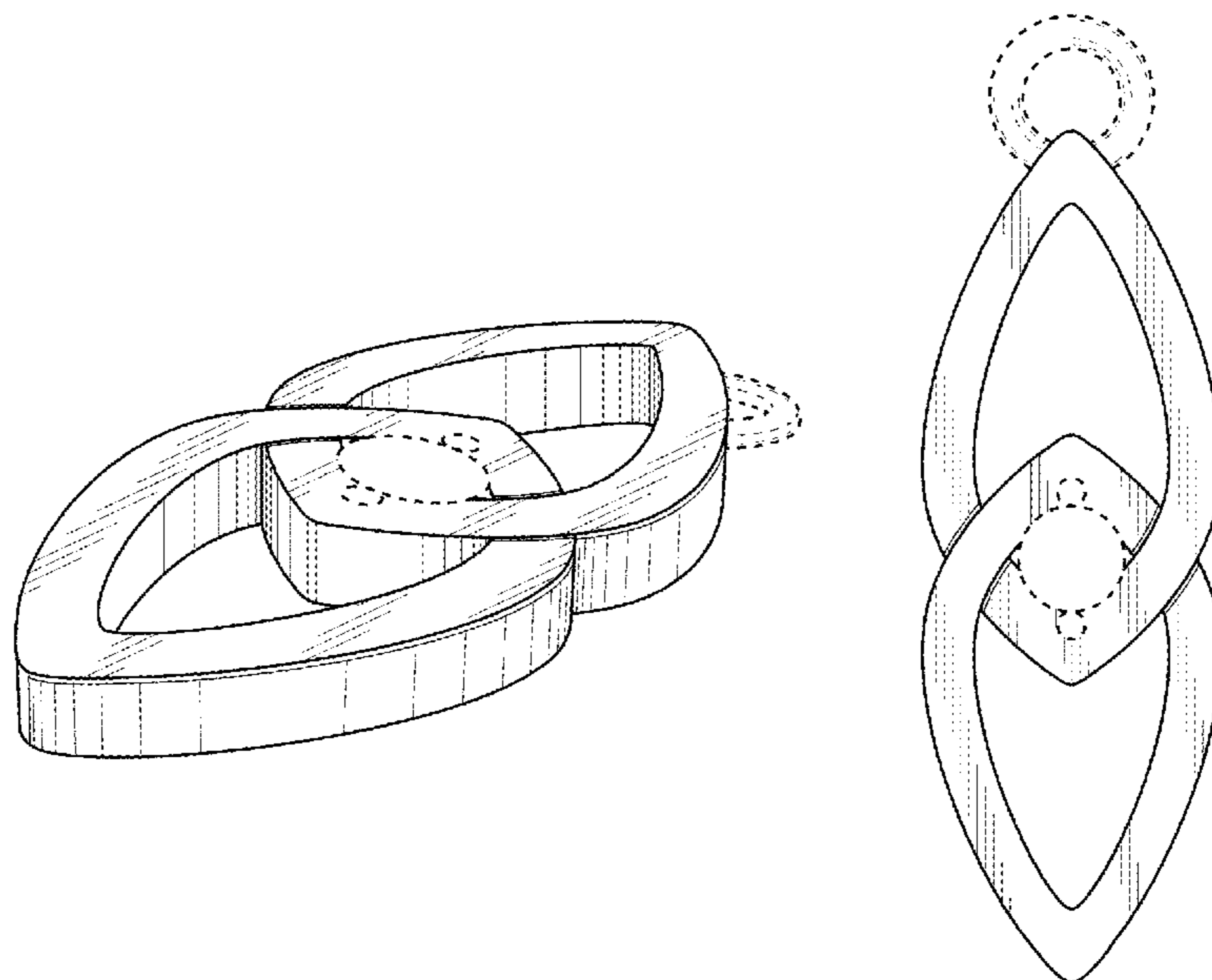
Primary Examiner — Melanie Pellegrini
(74) *Attorney, Agent, or Firm* — Boyle Fredrickson S.C.

(57) **CLAIM**
The ornamental design for jewelry article with two interlocking links, as shown and described.

DESCRIPTION

FIG. 1 is a top and front isometric view of a jewelry article with two interlocking links showing my new design;
FIG. 2 is a top view thereof;
FIG. 3 is a bottom view thereof;
FIG. 4 is a left side view thereof;
FIG. 5 is a right side view thereof;
FIG. 6 is a front view thereof; and,
FIG. 7 is a back view thereof.
The broken lines shown in FIGS. 1-5 and 7 represent portions of the jewelry article with two interlocking links which form no part of the claimed design.

1 Claim, 4 Drawing Sheets



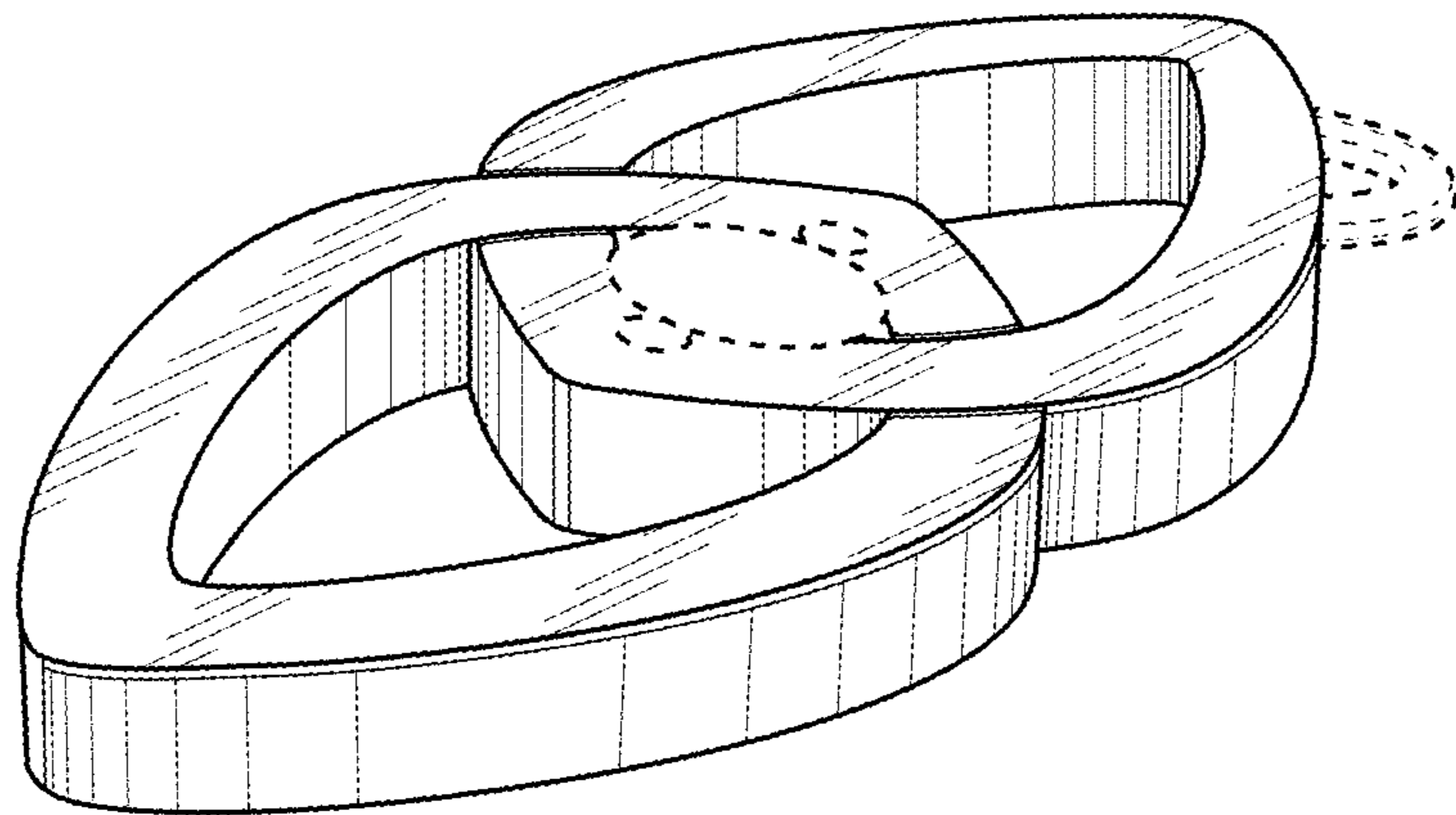


FIG. 1

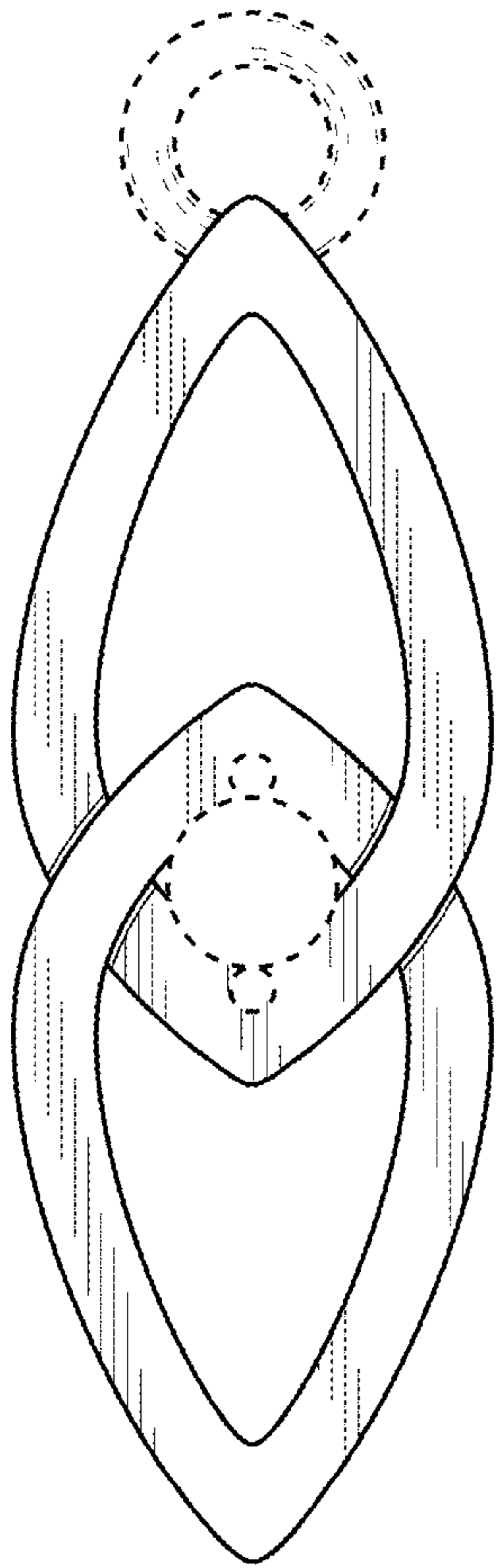


FIG. 2

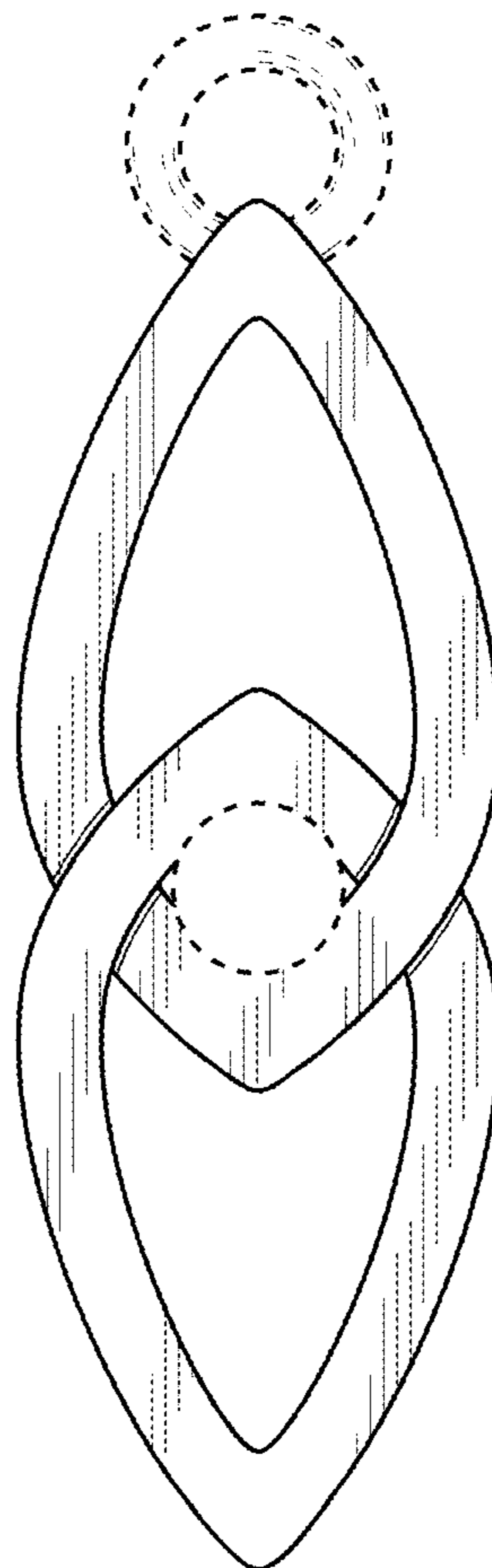


FIG. 3

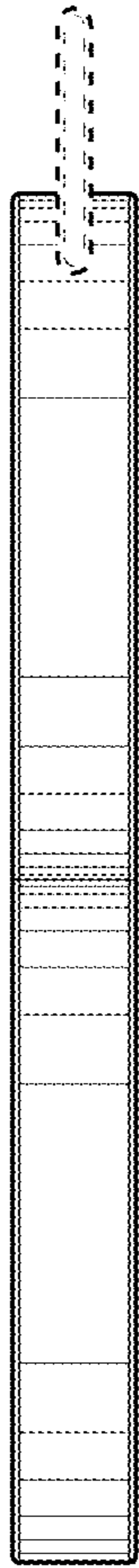


FIG. 4

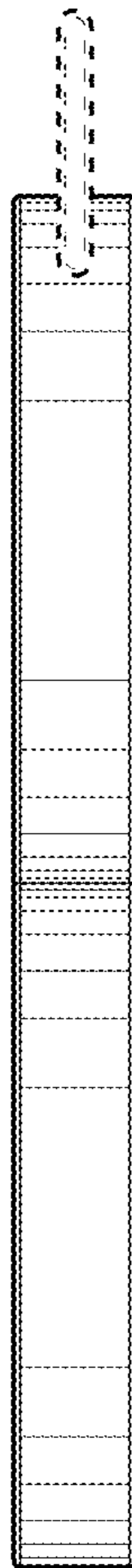


FIG. 5

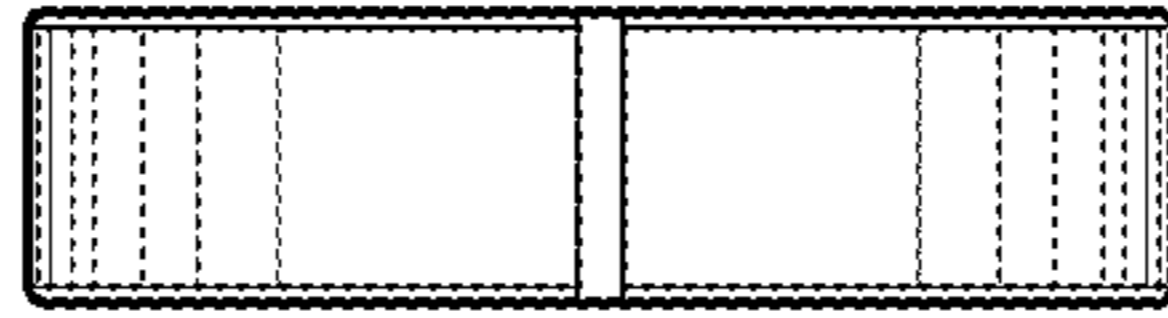


FIG. 6

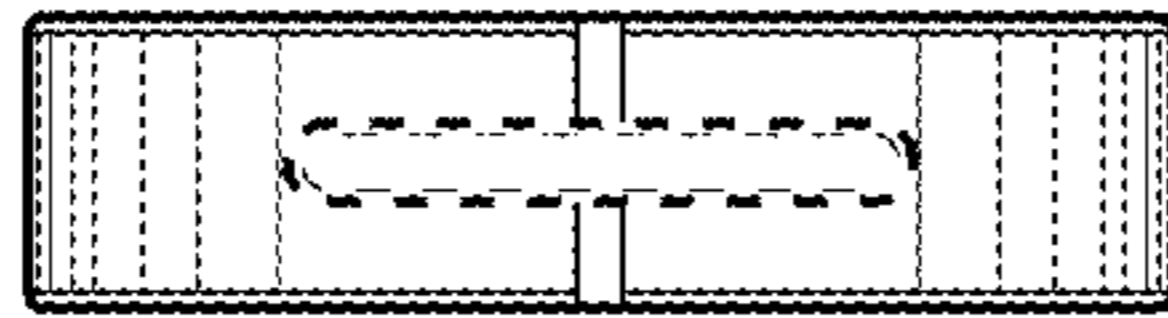


FIG. 7