



US00D783435S

(12) **United States Design Patent** (10) **Patent No.:** **US D783,435 S**
Kalyan et al. (45) **Date of Patent:** **** *Apr. 11, 2017**

(54) **PLUGGABLE SMOKE AND HEAT DETECTOR**

(56) **References Cited**

U.S. PATENT DOCUMENTS

(71) Applicant: **Honeywell International Inc.**,
Morristown, NJ (US)

D253,092 S * 10/1979 Conforti D10/106.2
4,525,703 A * 6/1985 Bellino G08B 17/10
340/628

(72) Inventors: **Vivek Kalyan**, Bangalore (IN);
Aanandh Suttamalli
Balasubramanian, Bangalore (IN);
Antony Baskar Arul, Chennai (IN);
Saikrishna Reddy, Hyderabad (IN);
Arjun Viswanathan, Tiruchirappalli
(IN)

D383,690 S * 9/1997 Issa D10/120
D410,586 S * 6/1999 Olsen D10/106.2
D534,823 S * 1/2007 Prater D10/106.2
D571,244 S * 6/2008 Barrantes D10/104.1
D611,863 S * 3/2010 Kato D10/106.2
D621,384 S * 8/2010 Kao D14/214
D653,566 S * 2/2012 Gonzales D10/106.3
D674,779 S * 1/2013 Joseph D14/214
D693,710 S * 11/2013 Bachel D10/106.6
D715,258 S * 10/2014 Osborn D14/214

(73) Assignee: **HONEYWELL INTERNATIONAL INC.**, Morristown, NJ (US)

* cited by examiner

(*) Notice: This patent is subject to a terminal disclaimer.

Primary Examiner — Sandra Morris

(74) *Attorney, Agent, or Firm* — Husch Blackwell LLP

(**) Term: **15 Years**

(57) **CLAIM**

The ornamental design for a pluggable smoke and heat detector, as shown and described.

(21) Appl. No.: **29/543,122**

DESCRIPTION

(22) Filed: **Oct. 21, 2015**

FIG. 1 is a perspective view of the pluggable smoke and heat detector.

(51) **LOC (10) Cl.** **10-05**

FIG. 2 is a front elevation view thereof.

(52) **U.S. Cl.**
USPC **D10/106.2**

FIG. 3 is a first side elevation view thereof, the opposing side view being a mirror image thereof.

(58) **Field of Classification Search**
USPC D10/104.1, 106.1–106.9; D16/203;
340/571, 588, 628–630; D14/214
CPC G08B 5/36; G08B 17/06; G08B 17/10;
G08B 5/38

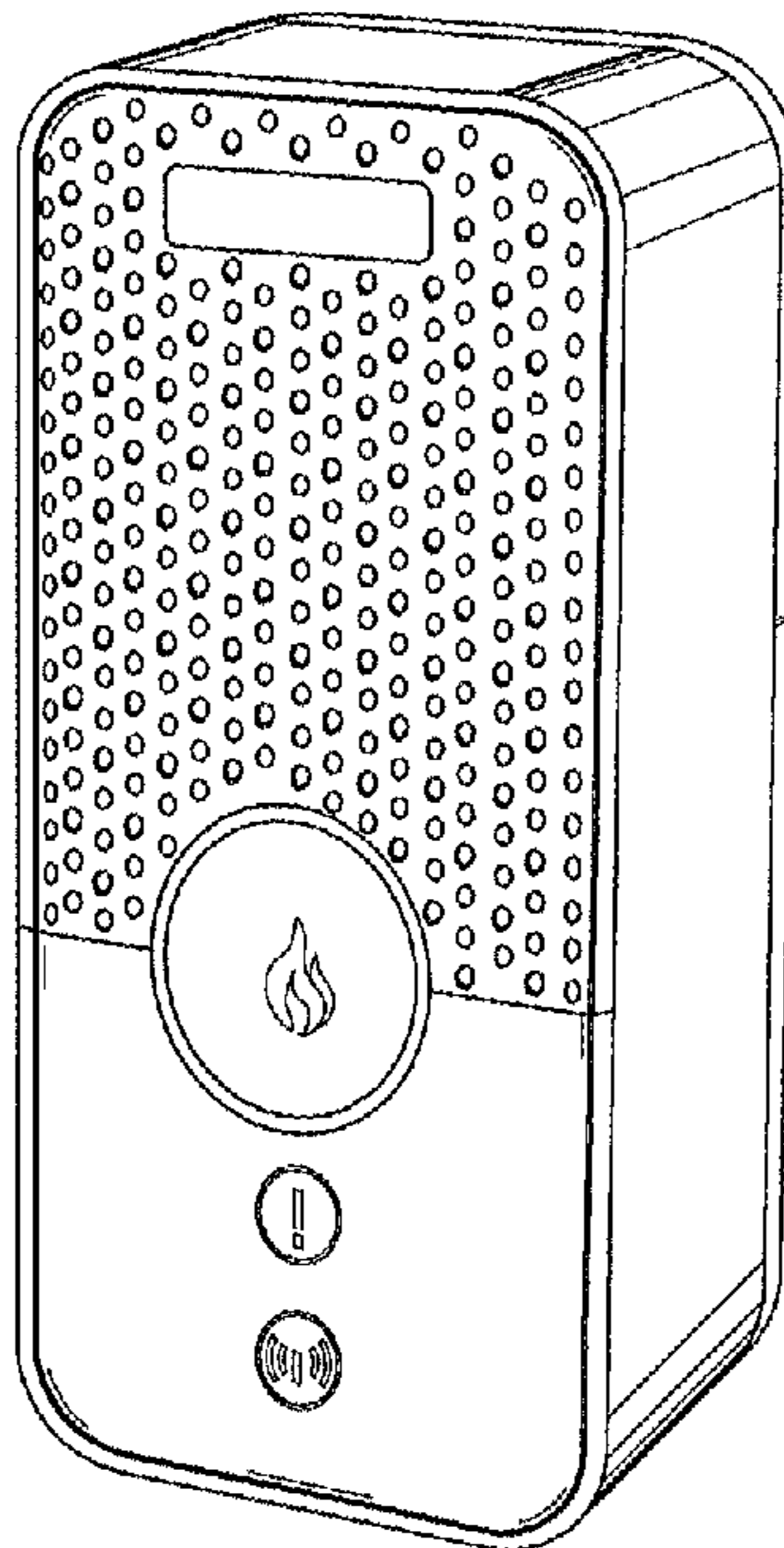
FIG. 4 is a top plan view thereof; and,

FIG. 5 is a bottom plan view thereof.

The rear view of the pluggable smoke and heat detector illustrated in FIGS. 1-5 is hereby disclaimed and forms no part of the claimed design.

See application file for complete search history.

1 Claim, 3 Drawing Sheets






FIG. 1




FIG. 2

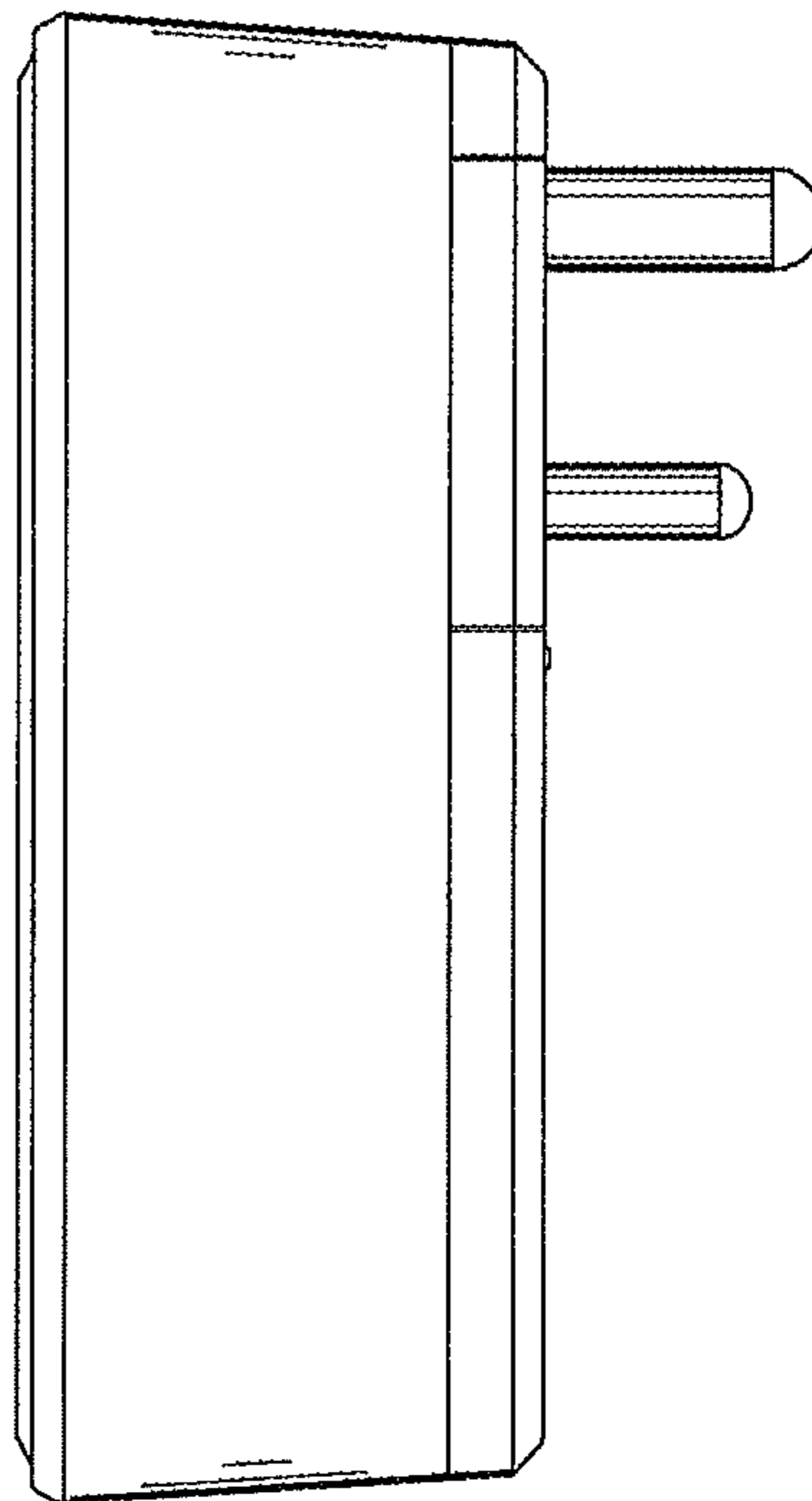


FIG. 3

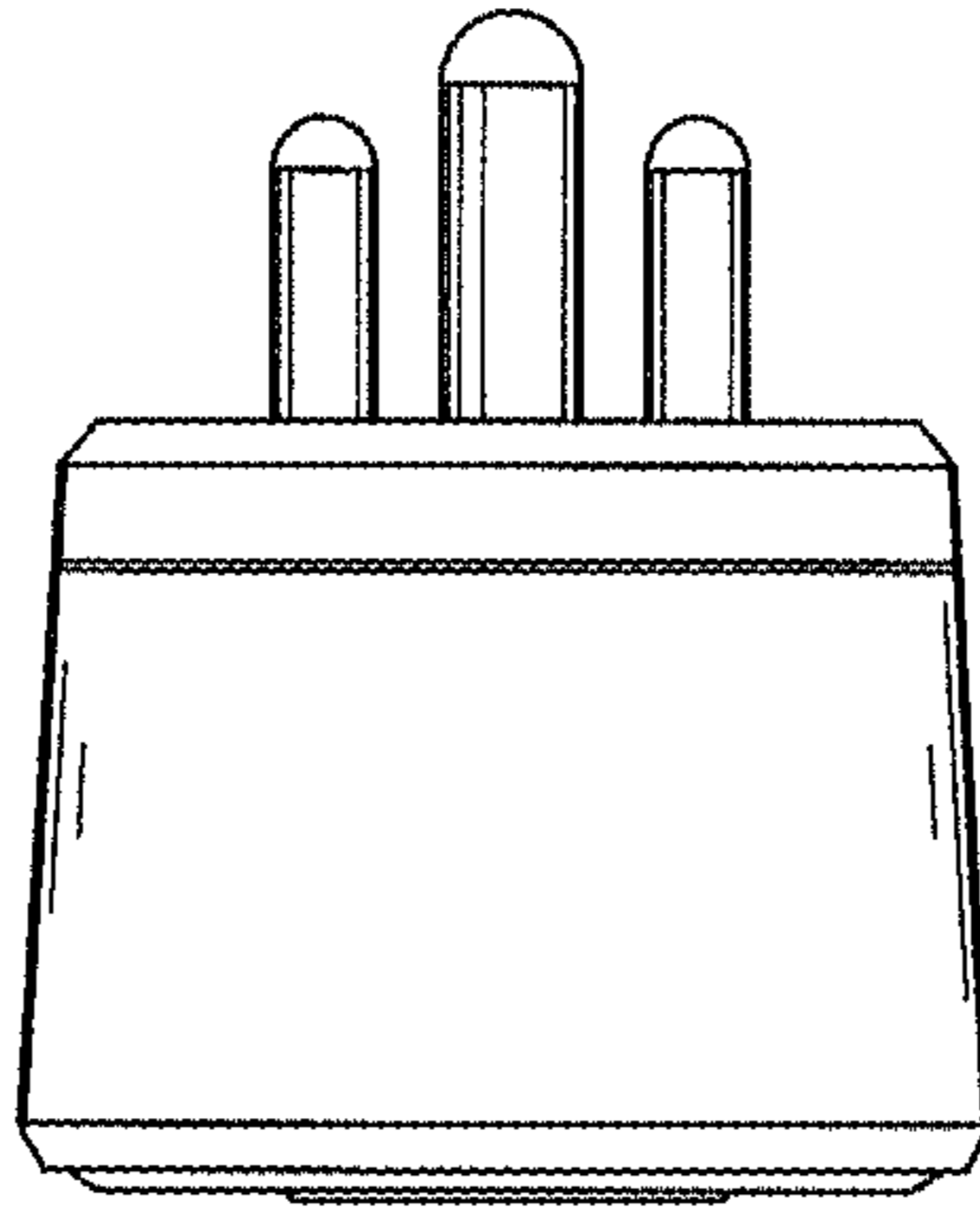


FIG. 4

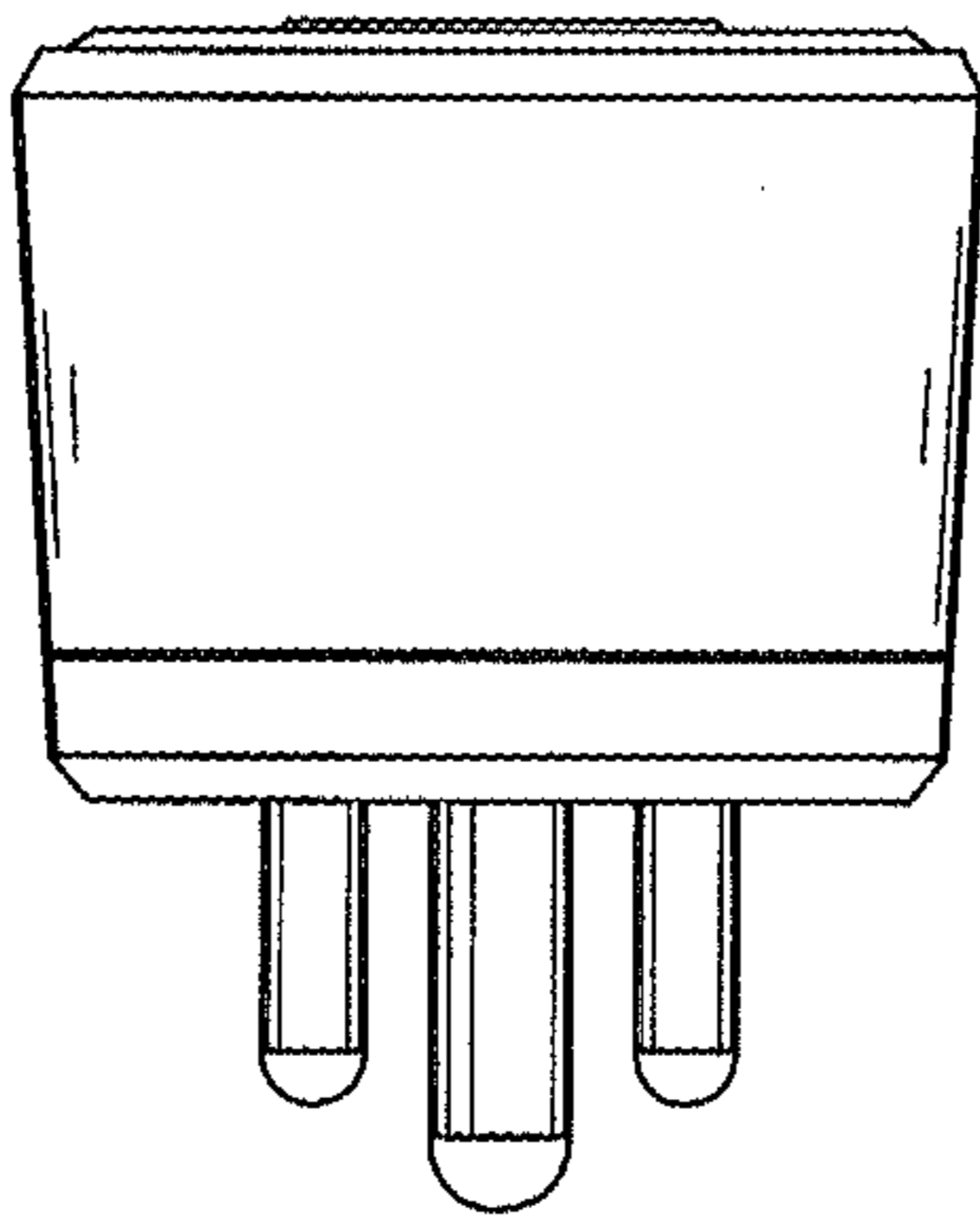


FIG. 5