



US00D783422S

(12) **United States Design Patent**  
**Kashimoto**

(10) **Patent No.:** **US D783,422 S**  
(45) **Date of Patent:** **\*\* Apr. 11, 2017**

(54) **TEMPERATURE SENSOR**  
(71) Applicant: **Hiroko Kashimoto**, Kusatsu (JP)  
(72) Inventor: **Hiroko Kashimoto**, Kusatsu (JP)  
(73) Assignee: **DAIKIN INDUSTRIES, LTD.**,  
Osaka-Shi, Osaka-Fu (JP)

D677,180 S \* 3/2013 Plitkins ..... D10/49  
8,478,447 B2 \* 7/2013 Fadell ..... F24F 11/0012  
165/200  
D699,598 S \* 2/2014 Bould ..... D10/51  
D700,075 S \* 2/2014 Bould ..... D10/49  
D725,524 S \* 3/2015 Takach ..... D10/103  
D747,984 S \* 1/2016 Zhao ..... D10/52  
D750,980 S \* 3/2016 Takach ..... D10/50  
D764,320 S \* 8/2016 Li ..... D10/50

(\*\*) Term: **15 Years**

\* cited by examiner

(21) Appl. No.: **29/551,254**

*Primary Examiner* — Antoine D Davis

(22) Filed: **Jan. 12, 2016**

(74) *Attorney, Agent, or Firm* — Manabu Kanesaka

(30) **Foreign Application Priority Data**

Aug. 21, 2015 (JP) ..... 2015-018360

(51) **LOC (10) Cl.** ..... **10-04**

(52) **U.S. Cl.**  
USPC ..... **D10/50**

(58) **Field of Classification Search**

USPC ..... D10/49, 50, 51, 52  
CPC . F23N 5/20; F23N 5/203; F23N 5/206; F23N  
5/18; F23N 5/184; F23N 5/187; F23N  
5/22; F23N 2025/12; F23N 2041/02;  
F24F 11/00; F24F 11/0012; F24F  
11/0009; F24F 11/001; F24F 2011/0057;  
F24F 2011/0073; F24F 2011/0091  
See application file for complete search history.

(56) **References Cited**

**U.S. PATENT DOCUMENTS**

D347,584 S \* 6/1994 Vogelpohl ..... D10/49  
D660,732 S \* 5/2012 Bould ..... D10/49

(57) **CLAIM**

The ornamental design for temperature sensor, as shown and described.

**DESCRIPTION**

FIG. 1 is a perspective view of a temperature sensor showing my new design;  
FIG. 2 is a front view thereof;  
FIG. 3 is a rear view thereof;  
FIG. 4 is a plan view thereof;  
FIG. 5 is a bottom view thereof;  
FIG. 6 is a left side view thereof; and,  
FIG. 7 is a right side view thereof.  
The broken lines depict portions of the temperature sensor that form no part of claimed design.

**1 Claim, 2 Drawing Sheets**

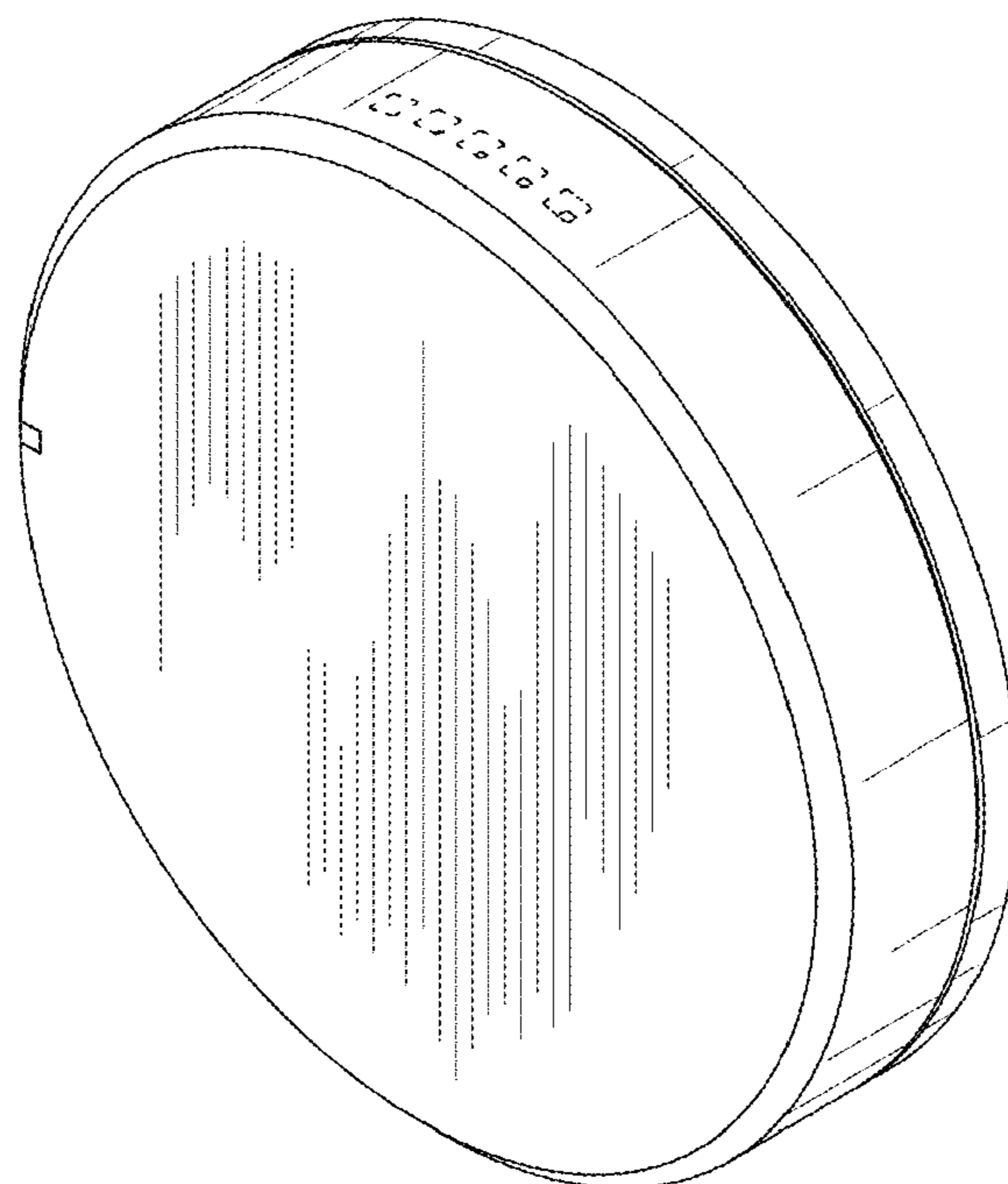


Fig. 1

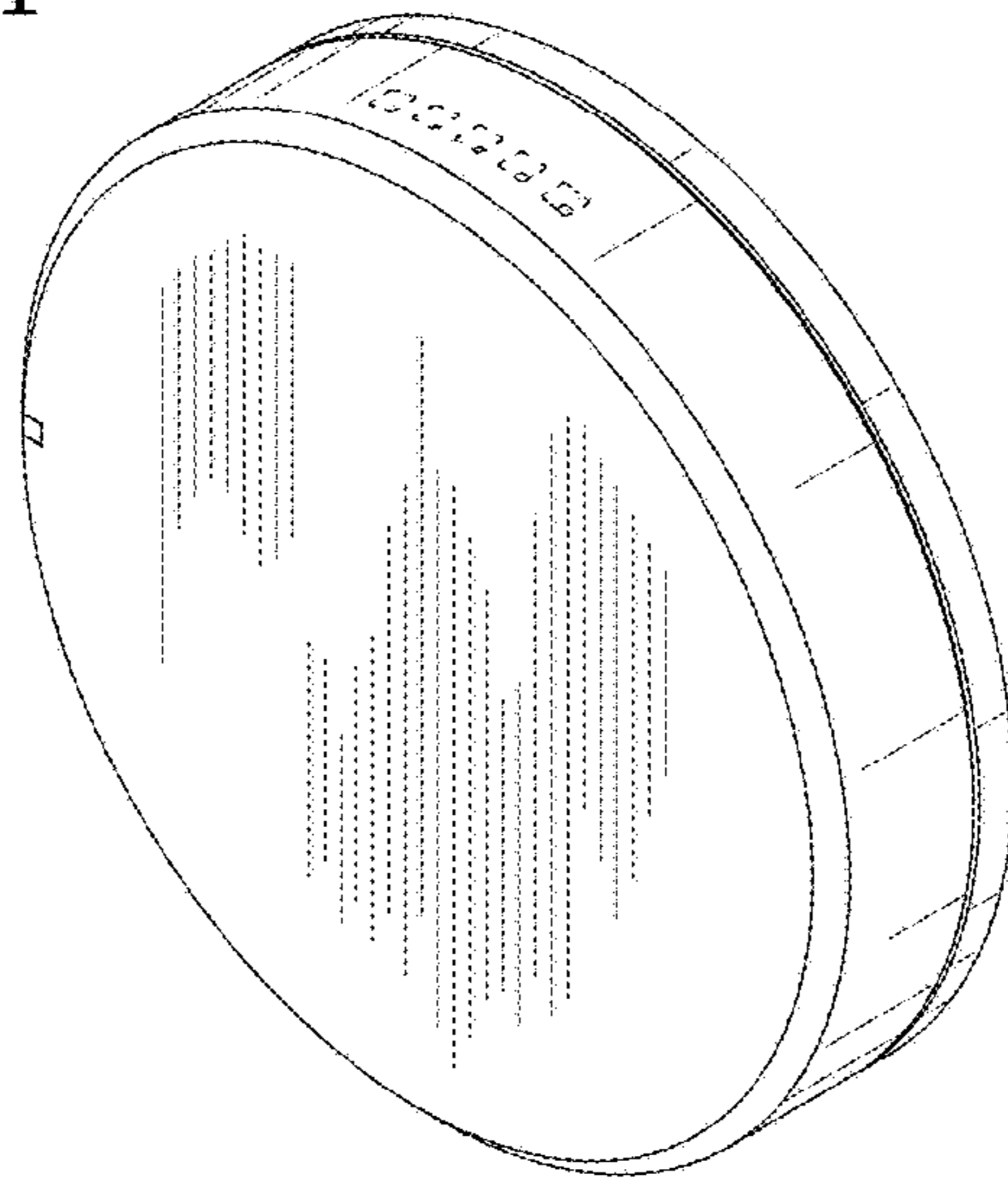


Fig. 2

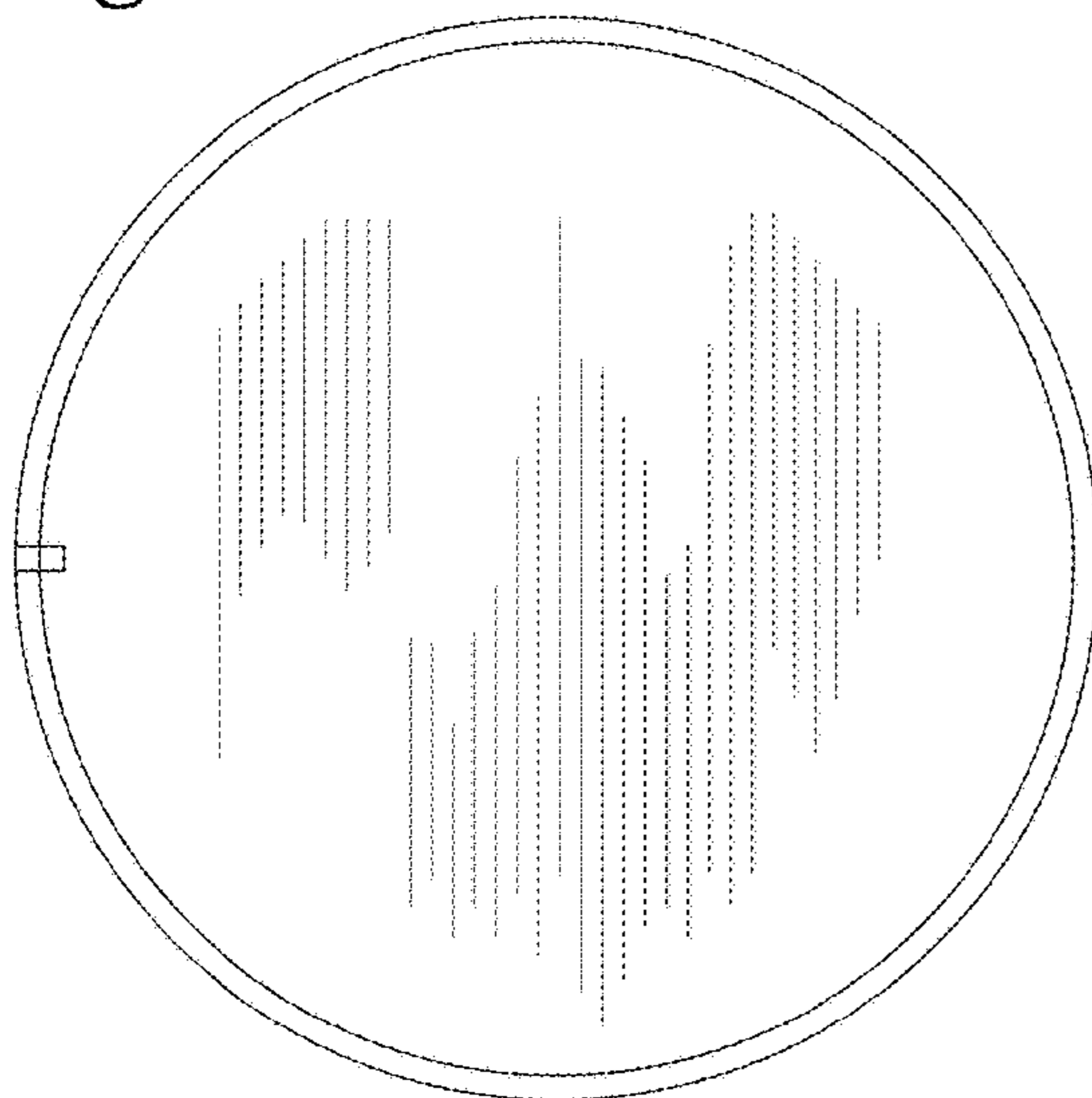


Fig. 3

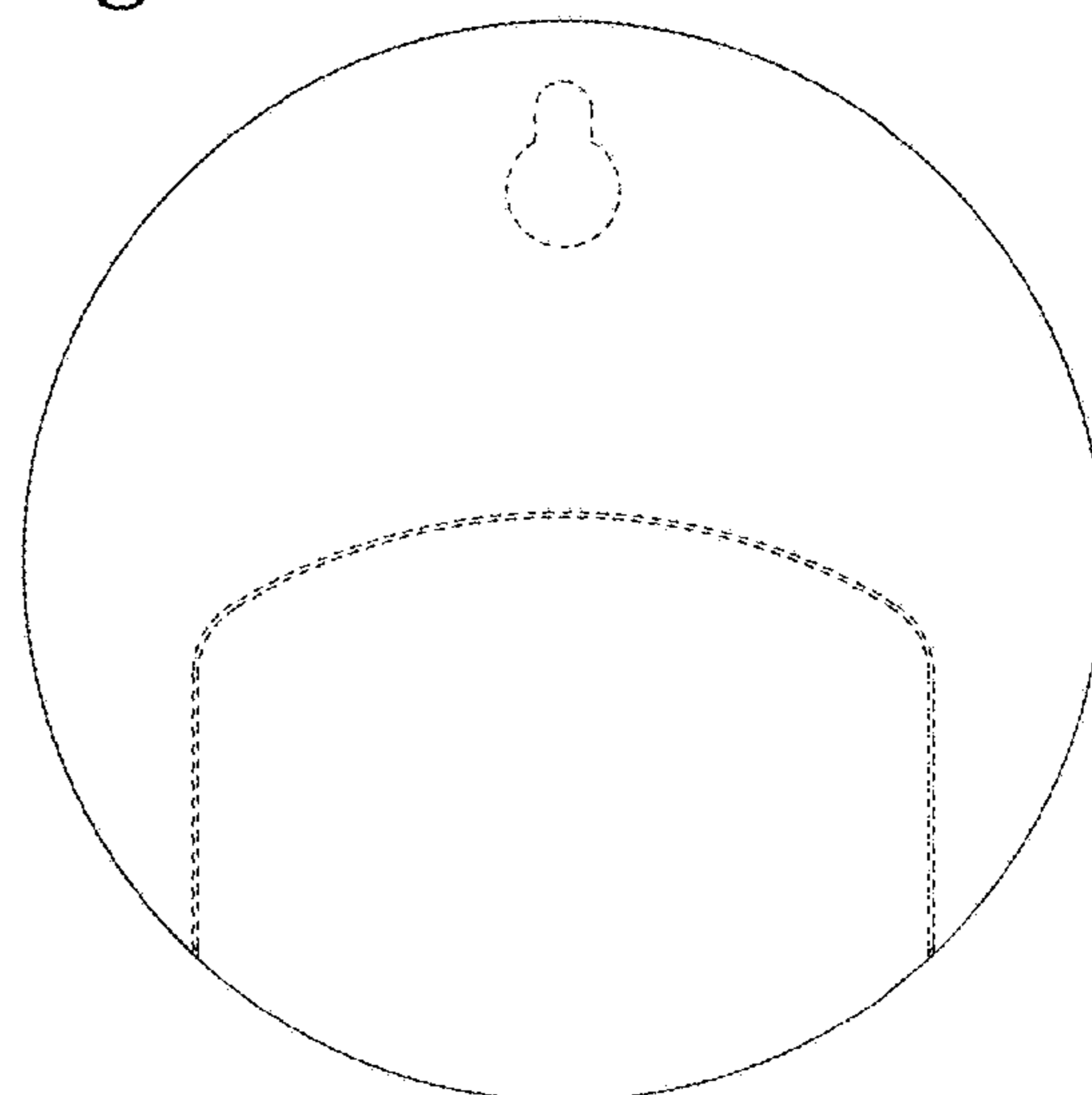


Fig.4




Fig.5

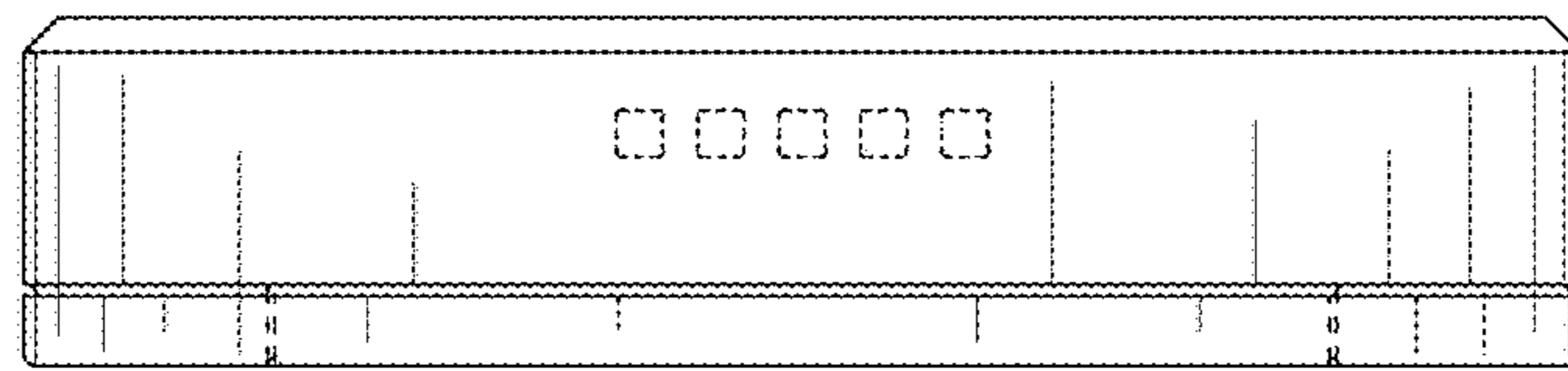


Fig.6

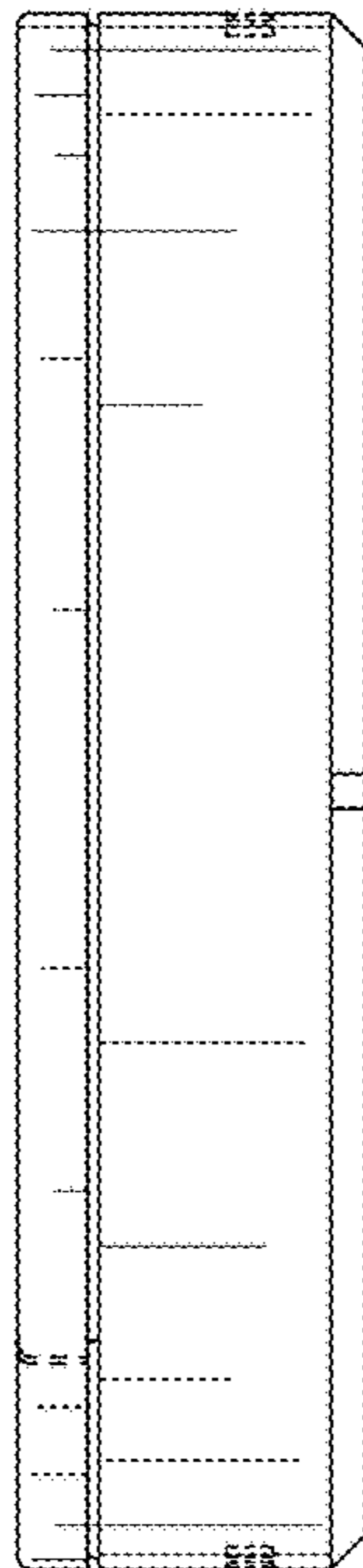


Fig.7

