



US00D783413S

(12) **United States Design Patent** (10) **Patent No.:** **US D783,413 S**
Lin (45) **Date of Patent:** **** Apr. 11, 2017**

(54) **PLASTIC CAN LINER FILM WITH REPEATING SURFACE PATTERN**

(71) Applicant: **Inteplast Group, Ltd.**, Livingston, NJ (US)

(72) Inventor: **Ter-Hai Lin**, Sugar Land, TX (US)

(73) Assignee: **Inteplast Group Corporation**, Livingston, NJ (US)

(**) Term: **14 Years**

(21) Appl. No.: **29/517,803**

(22) Filed: **Feb. 17, 2015**

(51) **LOC (10) Cl.** **09-05**

(52) **U.S. Cl.**
USPC **D9/702**

(58) **Field of Classification Search**

USPC D9/414-416, 424-425, 430-432, 434, D9/452, 454, 499, 702-714; D11/143, D11/152-154; D7/601-603, 608, 391, D7/388, 510, 554.3, 396.4; 229/122; 383/12, 21; D34/5-6; 220/495.11, 220/495.06, 495.03, 495.01, 625, 220/628-630, 636, 729, 908, 908.1, 220/908.2, 908.3; 215/341; D24/189; 428/43; D19/904.41, 5; D5/5-6, 47, 9, D5/15, 25, 29, 20, 53, 7, 99, 56-61
CPC B65D 65/00; B65D 65/02; B65D 65/10; B65D 65/403; B65D 90/00; B65D 90/02; B65D 90/04; B65D 90/027; B65D 25/16; B65D 77/10; B44F 5/00; B44F 7/00; B44F 9/00; B44F 9/02; B44F 9/04; D03D 1/00; D03D 25/00; B65F 1/06

See application file for complete search history.

(56) **References Cited**

U.S. PATENT DOCUMENTS

D356,251 S *	3/1995	Davis	D9/705
5,650,214 A	7/1997	Anderson et al.	
D392,108 S *	3/1998	Diggins	D5/53
D402,121 S *	12/1998	Anderson	D5/53
D448,078 S *	9/2001	Deoliveira	D24/124
D466,810 S *	12/2002	Ekkert	D9/434
D518,648 S	4/2006	Broering et al.	
D652,634 S *	1/2012	Leimbach	D5/60
D673,462 S *	1/2013	Ingels	D9/702
D690,117 S *	9/2013	Haverfield	D5/57
D691,815 S	10/2013	Haverfield et al.	
D691,816 S	10/2013	Haverfield et al.	
D719,743 S *	12/2014	Seitzinger	D5/57
D720,934 S	1/2015	Seitzinger et al.	
D725,915 S	4/2015	Haverfield et al.	

(Continued)

Primary Examiner — Abraham Bahta

(74) *Attorney, Agent, or Firm* — Senniger Powers LLP

(57) **CLAIM**

The ornamental design for a plastic can liner film with repeating surface pattern, as shown and described.

DESCRIPTION



FIG. 1 is a top plan view of the first embodiment of the plastic can liner film with repeating surface pattern showing my new design;

FIG. 2 is a top plan view of the second embodiment of the plastic can liner film with repeating surface pattern; and, FIG. 3 is a top plan view of the third embodiment of the plastic can liner film with repeating surface pattern.

The stippled shading represents a surface contrast. The plastic can liner film with repeating surface pattern has no appreciable thickness.

The dash-dash broken line(s) define the bounds of the claimed design and form no part thereof.

1 Claim, 3 Drawing Sheets



(56)

References Cited

U.S. PATENT DOCUMENTS

D725,916 S	4/2015	Haverfield et al.	
D737,578 S *	9/2015	Seitzinger	D5/57
D739,232 S *	9/2015	Sanfilippo	D9/433
D756,665 S	5/2016	Blythe et al.	
D756,668 S	5/2016	Blythe et al.	

* cited by examiner




FIG. 1




FIG. 2




FIG. 3