



US00D783404S

(12) **United States Design Patent**
Frömberg

(10) **Patent No.:** **US D783,404 S**

(45) **Date of Patent:** **** Apr. 11, 2017**

(54) **CONTAINER**

(71) Applicant: **Deutsche Extrakt Kaffee GmbH,**
Hamburg (DE)

(72) Inventor: **Sina Frömberg,** Hamburg (DE)

(73) Assignee: **Deutsche Extrakt Kaffee GmbH,**
Hamburg (DE)

(**) Term: **15 Years**

(21) Appl. No.: **29/534,060**

(22) Filed: **Jul. 24, 2015**

(30) **Foreign Application Priority Data**

Feb. 4, 2015 (EP) 002626697-0001

(51) **LOC (10) Cl.** **09-03**

(52) **U.S. Cl.**
USPC **D9/529; D9/560; D9/574**

(58) **Field of Classification Search**
USPC D9/414, 423, 432, 434, 435, 436, 449,
D9/516, 520, 529, 530, 541, 542, 559,
D9/560, 563, 565, 571, 572, 573, 574
CPC B65D 2501/0081; B65D 1/0223; B65D
1/14; B65D 1/10; B65D 25/205; B65D
2543/00148; B65D 43/163
See application file for complete search history.

(56) **References Cited**

U.S. PATENT DOCUMENTS

D168,390 S * 12/1952 Baird D9/574
D202,133 S * 8/1965 Marchant D9/424
D205,552 S * 8/1966 Meyers
D228,742 S * 10/1973 McCaleb D9/542
D234,914 S * 4/1975 Morgan D9/560
D237,257 S * 10/1975 Schweizer D9/542
D249,866 S * 10/1978 Felix D9/571

D252,014 S 6/1979 Furlong et al.
D285,174 S * 8/1986 Teschner D9/520
D303,762 S * 10/1989 Cardinal D9/542
D334,143 S * 3/1993 Rothfos D9/435
D422,506 S 4/2000 Cummings
D423,107 S 4/2000 Brown et al.
D427,521 S 7/2000 Smith et al.
D428,339 S 7/2000 Johnston et al.
D444,067 S * 6/2001 Goettner D9/525
D459,996 S 7/2002 Kuzma et al.
D461,718 S 8/2002 Brozell
D477,998 S 8/2003 Cummings
D504,318 S * 4/2005 Lane D9/420
D505,331 S * 5/2005 Lane D9/542
D507,753 S 7/2005 Lamb et al.
D512,319 S 12/2005 Boyd
D551,555 S 9/2007 Escobosa et al.

(Continued)

FOREIGN PATENT DOCUMENTS

DE M8903813 12/1989
DE 40403899 11/2004

(Continued)

Primary Examiner — Ian Simmons

Assistant Examiner — Keith Frank

(74) *Attorney, Agent, or Firm* — Nash and Titus, LLC

(57) **CLAIM**

The ornamental design for a container, as shown and described.

DESCRIPTION

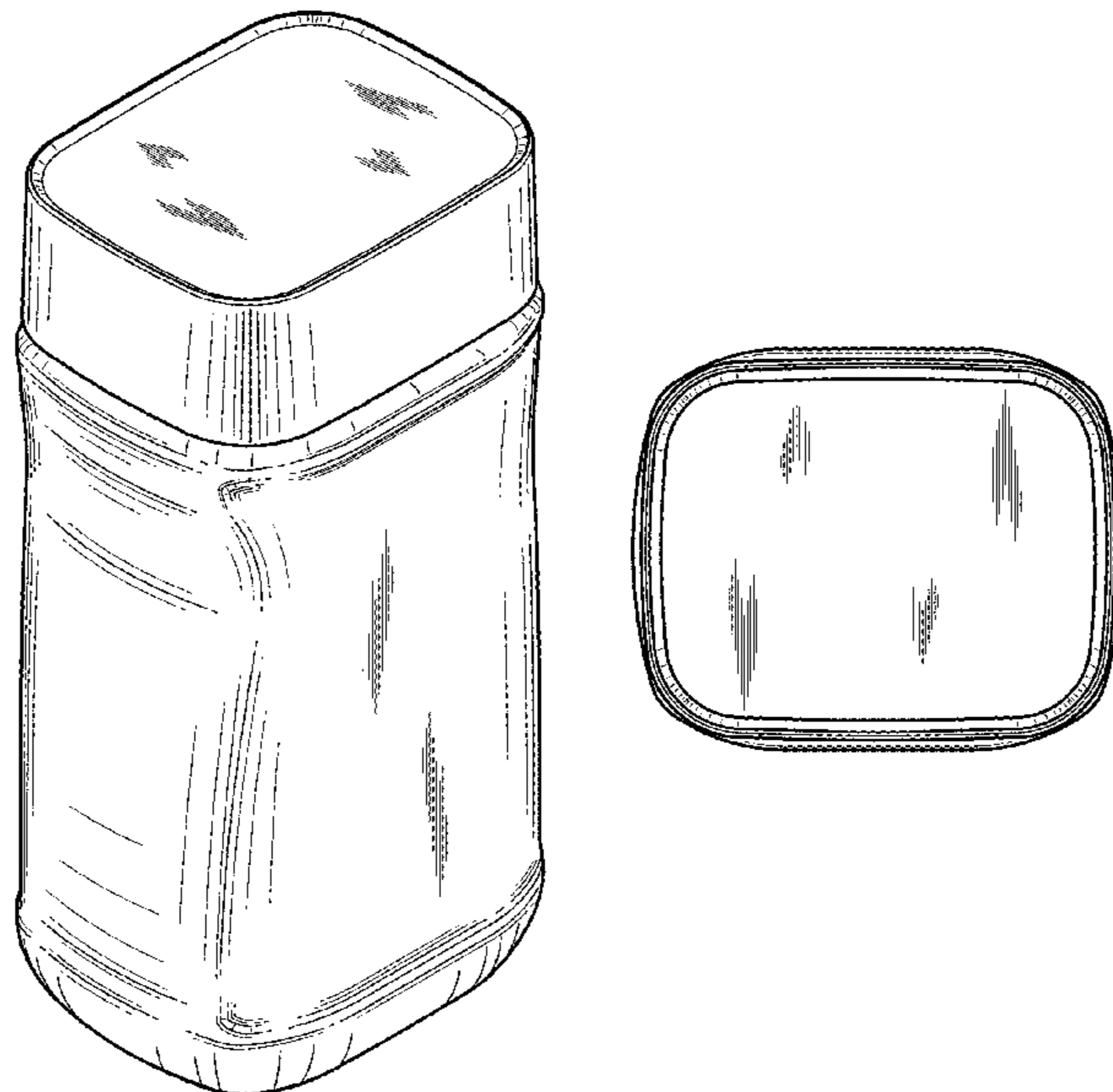
FIG. 1 is a front perspective view of the container showing the new design.

FIG. 2 is a front elevation view thereof.

FIG. 3 is a right side elevation view thereof; the left side being a mirror image; and,

FIG. 4 is a top plan view thereof.

1 Claim, 4 Drawing Sheets



(56)

References Cited

U.S. PATENT DOCUMENTS

D572,144	S	7/2008	Clark et al.	
D576,494	S	9/2008	Babik	
D589,794	S *	4/2009	Branson	D9/435
D593,961	S	6/2009	Ball et al.	
D604,502	S *	11/2009	Lee	D3/203.2
D605,055	S *	12/2009	Serrano Diaz	D6/542
D605,945	S	12/2009	Macaulay et al.	
D624,817	S *	10/2010	Fisher	D9/432
D628,078	S *	11/2010	Valderrama	D9/542
D646,581	S *	10/2011	Baron	D9/435
D660,167	S *	5/2012	Weaver	D9/542
D680,424	S *	4/2013	MacLean	D9/424
D692,306	S *	10/2013	Lee	D9/541
D706,637	S *	6/2014	James	D9/449
D710,204	S *	8/2014	James	D9/529
D750,497	S *	3/2016	Gibbs	D9/542
D753,502	S *	4/2016	Kuzma	D9/558
D754,546	S *	4/2016	Perez-Cabrera	D9/542

FOREIGN PATENT DOCUMENTS

EM	000544960-0001	8/2006
EM	000563218-0001	8/2006
EM	001694365-0001	4/2010
EM	001694365-0002	4/2010
EM	002626697-0001	2/2015
EM	002626697-0002	2/2015
IR	068168	10/2006

* cited by examiner

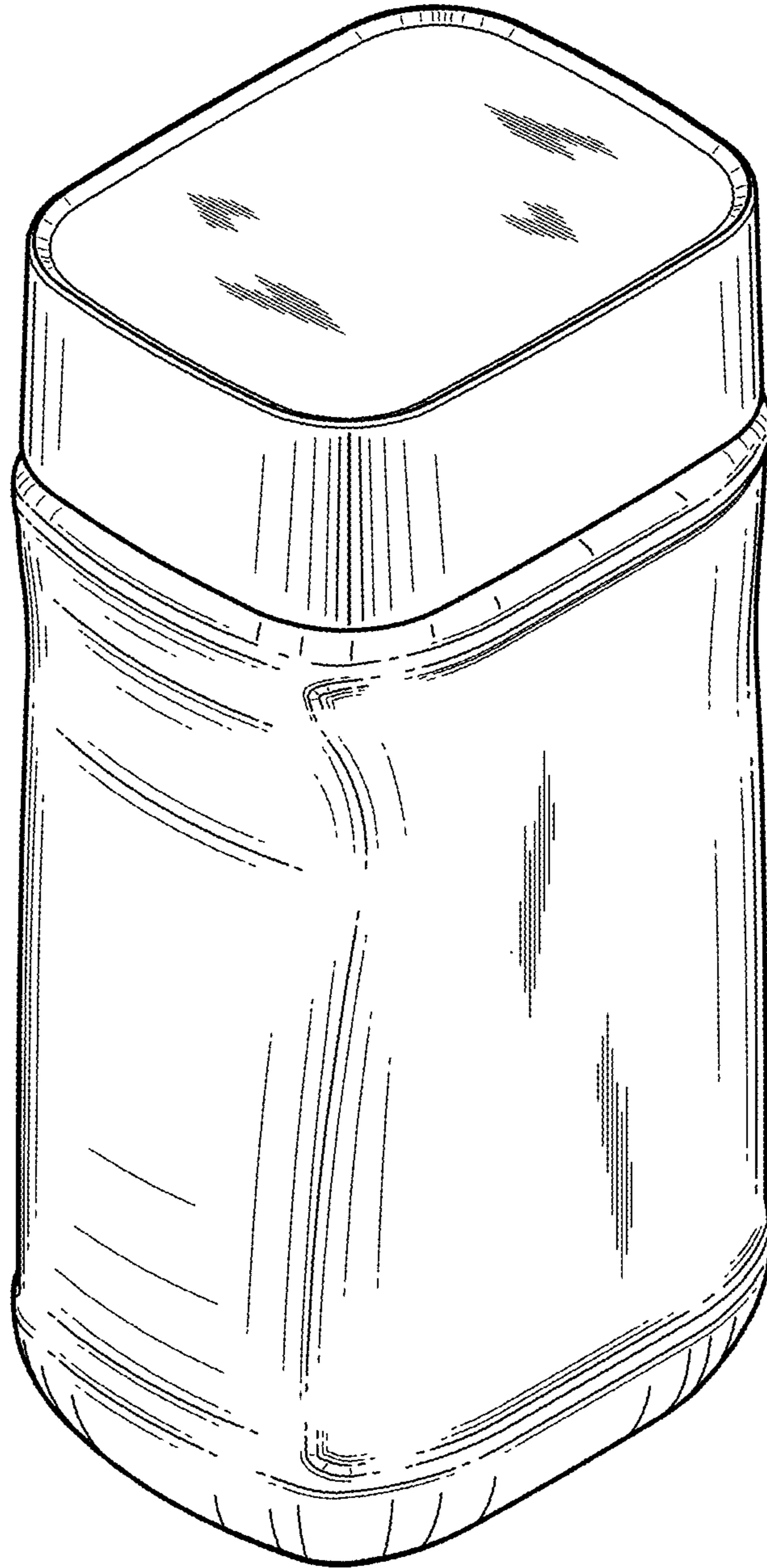


FIG. 1

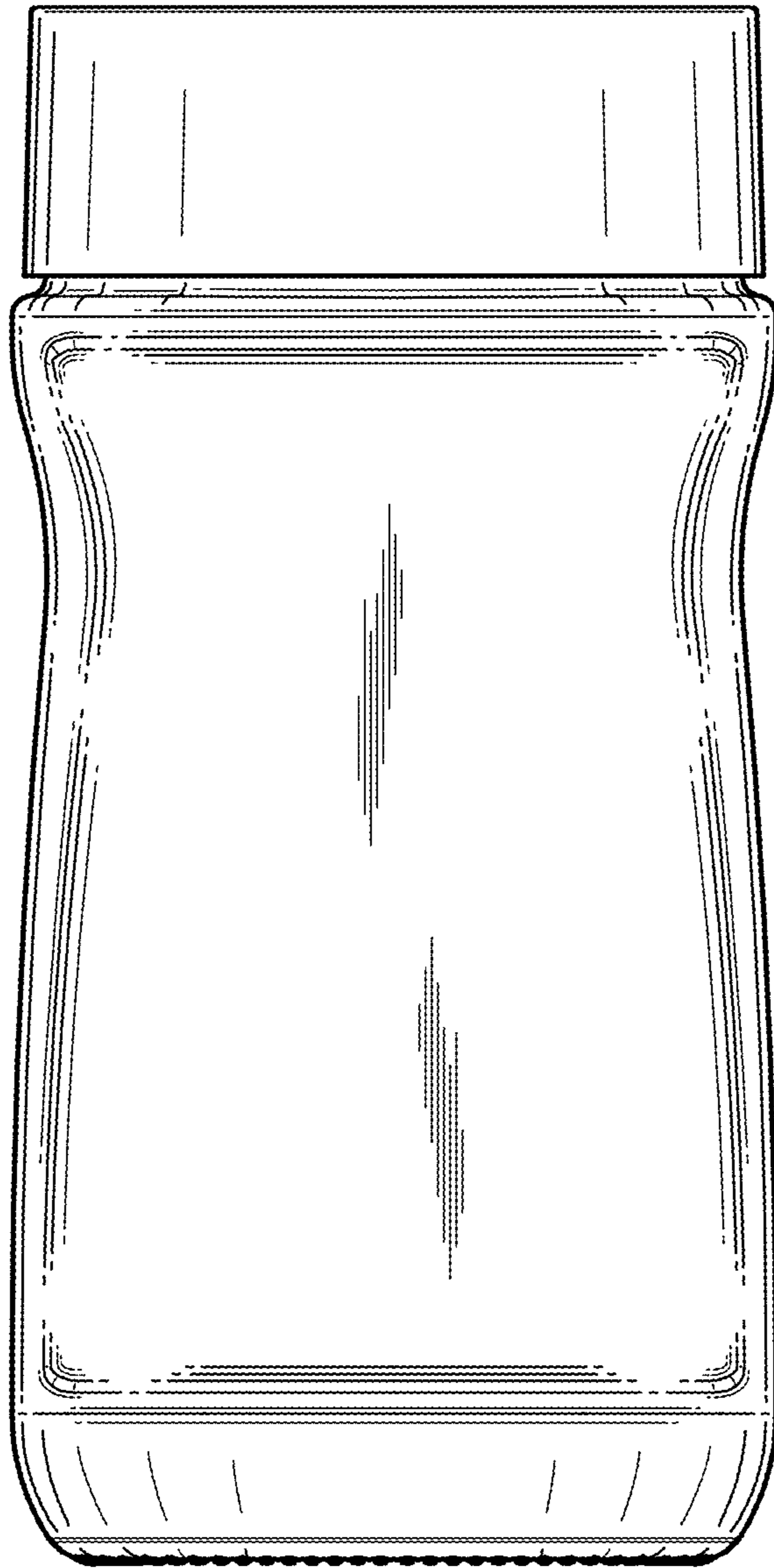


FIG. 2

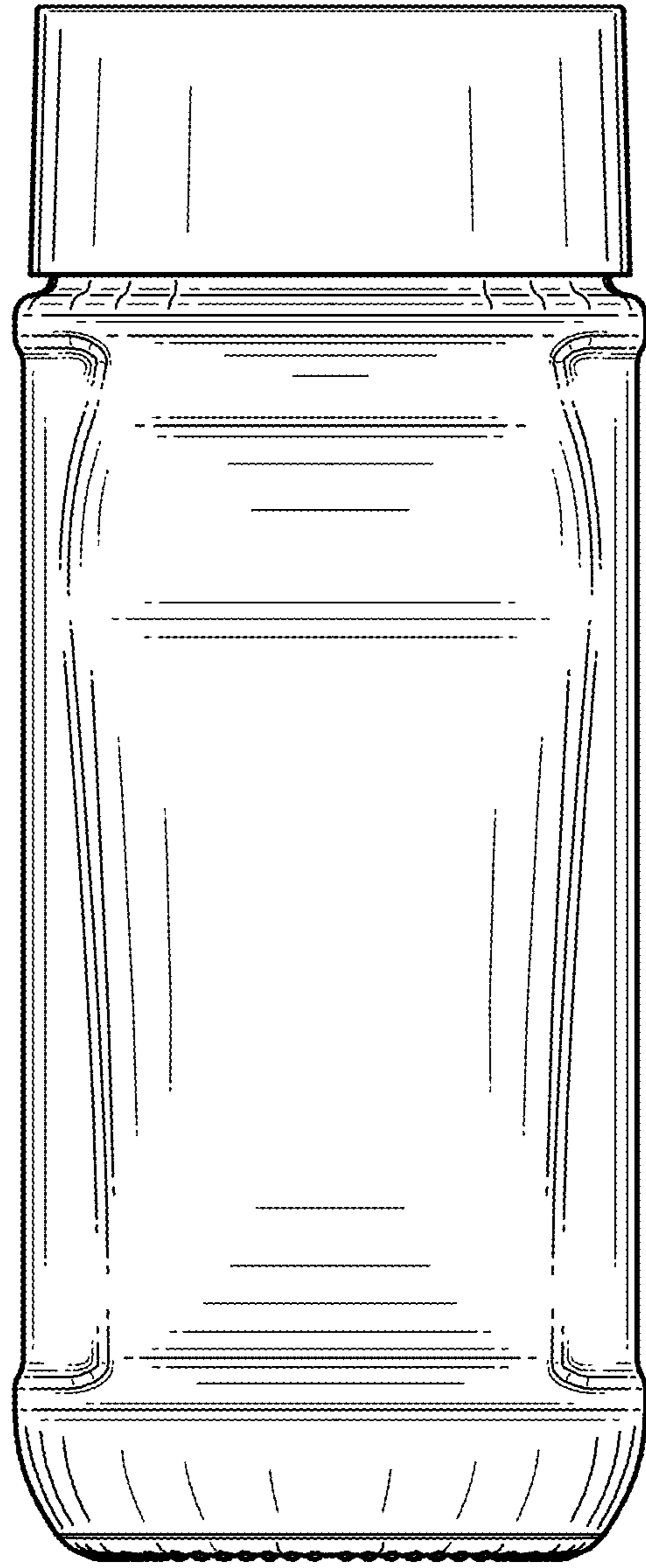


FIG. 3

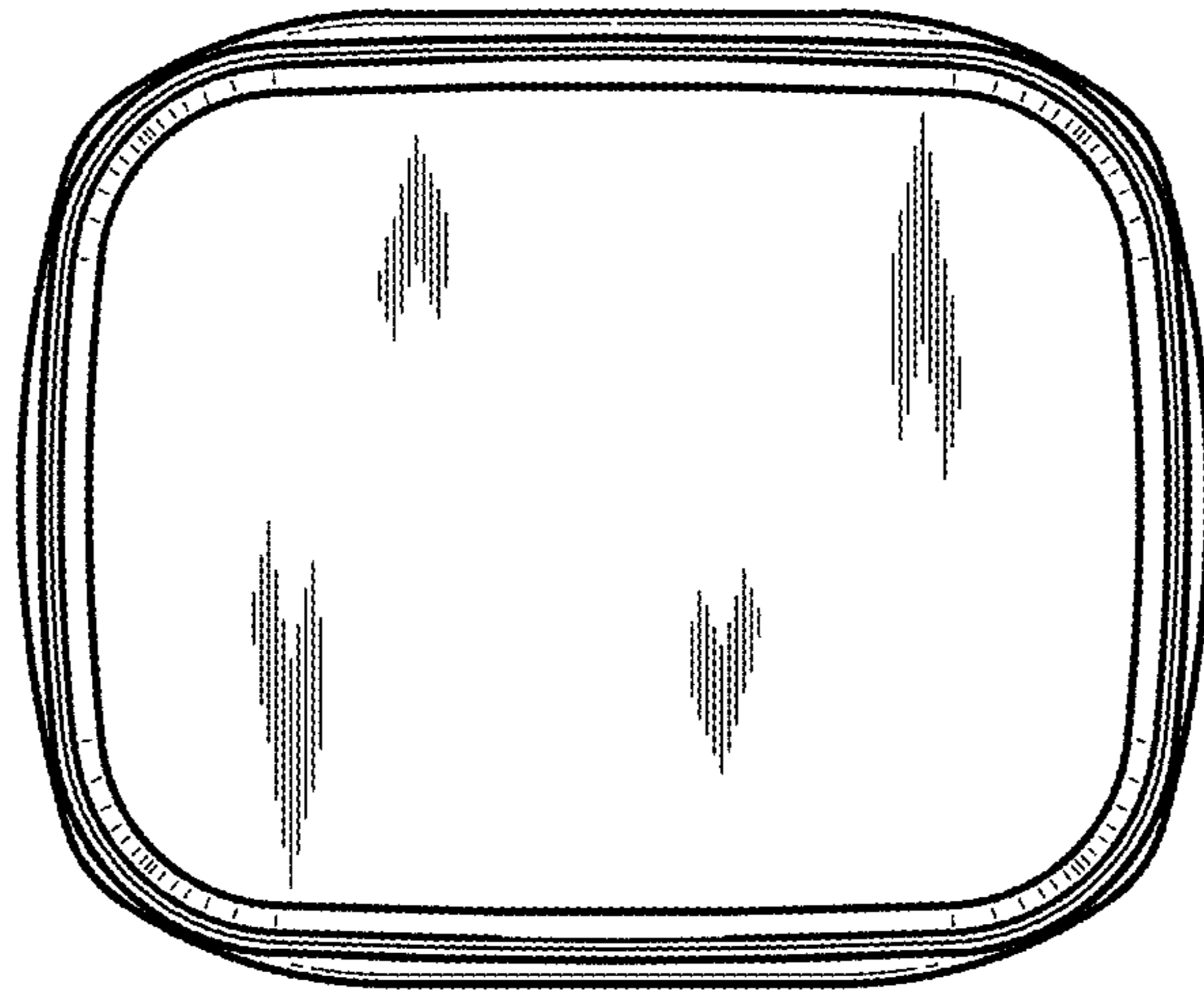


FIG. 4