



US00D783392S

(12) **United States Design Patent** (10) **Patent No.:** **US D783,392 S**  
**Dew** (45) **Date of Patent:** **\*\* Apr. 11, 2017**

(54) **CLAMP**

(71) Applicant: **Airbus Defence and Space Limited**,  
Stevenage, Hertfordshire (GB)

(72) Inventor: **Graham Dew**, Stevenage (GB)

(73) Assignee: **AIRBUS DEFENCE AND SPACE LIMITED**, Stevenage, Hertfordshire (GB)

(\*\*) Term: **15 Years**

(21) Appl. No.: **29/547,838**

(22) Filed: **Dec. 8, 2015**

**Related U.S. Application Data**

(62) Division of application No. 29/503,401, filed on Sep. 25, 2014.

(30) **Foreign Application Priority Data**

Mar. 25, 2014 (EM) ..... 002432567-0001  
Mar. 25, 2014 (EM) ..... 002432567-0002  
Mar. 25, 2014 (EM) ..... 002432567-0003  
Mar. 25, 2014 (EM) ..... 002432567-0004  
Mar. 25, 2014 (EM) ..... 002432567-0005  
Mar. 25, 2014 (EM) ..... 002432567-0006  
Mar. 25, 2014 (EM) ..... 002432567-0007

(51) **LOC (10) Cl.** ..... **08-08**

(52) **U.S. Cl.**  
USPC ..... **D8/396**

(58) **Field of Classification Search**  
USPC ..... D8/394-396, 71-74, 346, 356  
CPC .... A44D 2203/00; A43D 79/00; F16L 3/1222  
See application file for complete search history.

(56) **References Cited**

**U.S. PATENT DOCUMENTS**

D176,976 S 2/1956 Crook  
D187,286 S 2/1960 Silva  
3,146,982 A 9/1964 Budnick  
3,248,120 A \* 4/1966 Volpe ..... B65B 3/16  
141/368

(Continued)

**FOREIGN PATENT DOCUMENTS**

CN 301579257 6/2011  
CN 301837829 2/2012

(Continued)

**OTHER PUBLICATIONS**

The world's biggest belt, article date Jul. 30, 2013, <http://www.space-airbusds.com/en/news2/clamp-band-developed-by-airbus-defence-and-space-spain.html>, [site visited Nov. 26, 2016 8:33:51 PM].\*

(Continued)

*Primary Examiner* — John Windmuller

*Assistant Examiner* — John R Yeh

(74) *Attorney, Agent, or Firm* — Buchanan Ingersoll & Rooney PC

(57) **CLAIM**

The ornamental design for a clamp, as shown and described.

**DESCRIPTION**

FIG. 1 is perspective view of a clamp showing my new design.

FIG. 2 is front elevational view thereof.

FIG. 3 is rear elevational view thereof.

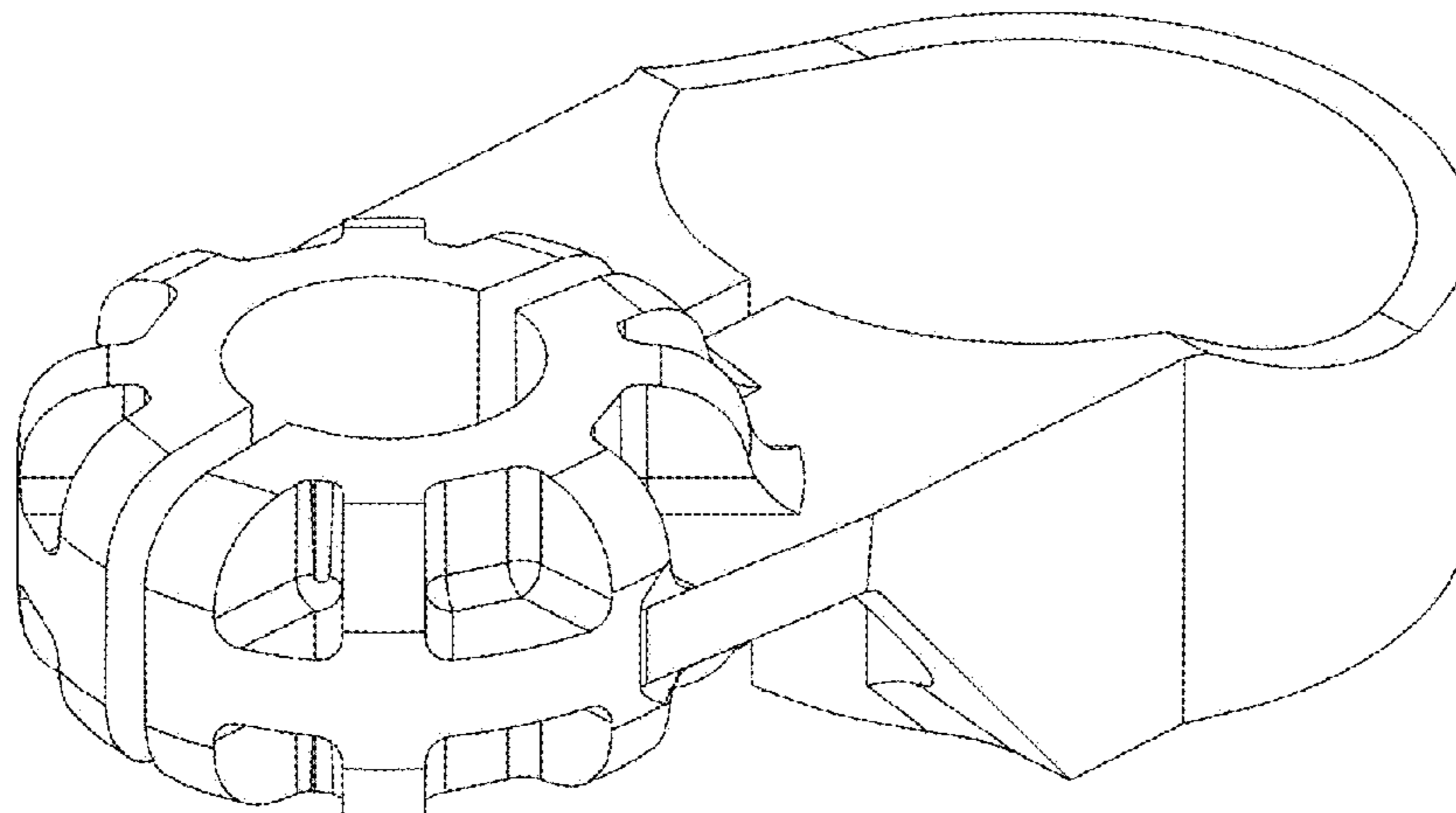
FIG. 4 is left side elevational view thereof.

FIG. 5 is right side elevational view thereof.

FIG. 6 is a top plan view thereof; and,

FIG. 7 is a bottom plan view thereof.

**1 Claim, 4 Drawing Sheets**



(56)

References Cited

U.S. PATENT DOCUMENTS

D214,992 S 8/1969 Kelch, Jr.  
 D217,052 S 3/1970 Jones  
 D219,219 S \* 11/1970 Thomas ..... D13/120  
 D135,423 S 4/1973 Campbell et al.  
 D231,599 S 5/1974 Rumble  
 D236,020 S \* 7/1975 Wachter et al. .... D15/143  
 4,059,872 A 11/1977 Delesandri  
 D257,949 S \* 1/1981 Strom ..... D8/356  
 D260,476 S 9/1981 Knaus  
 D260,790 S 9/1981 Gabriel  
 D271,939 S 12/1983 Little  
 D274,601 S 7/1984 Helmle  
 4,458,455 A \* 7/1984 Tollstoff de Voss .... F16B 12/32  
 52/127.11  
 4,666,116 A 5/1987 Lloyd  
 D294,330 S 2/1988 Keck  
 D296,983 S 8/1988 Westerlund  
 D297,285 S 8/1988 Larsson  
 D340,018 S 10/1993 Yoder  
 D351,336 S \* 10/1994 Dean ..... D8/382  
 5,524,667 A 6/1996 Potter  
 D376,974 S 12/1996 Chen  
 D381,894 S 8/1997 Lun  
 D437,210 S \* 2/2001 Borotto ..... D8/396  
 D438,453 S \* 3/2001 Nelson ..... D8/395  
 D470,400 S 2/2003 Fraser et al.  
 D516,135 S \* 2/2006 Kim ..... D21/503  
 D517,901 S \* 3/2006 Carpenter ..... D8/356  
 D537,334 S \* 2/2007 Lee ..... D8/396  
 D544,328 S 6/2007 Ranieri  
 D605,125 S 12/2009 Bizzell  
 D664,031 S 7/2012 Kleiber, Jr.  
 D669,342 S \* 10/2012 Wach ..... D8/356  
 D681,440 S \* 5/2013 Yu ..... D8/396  
 D712,487 S \* 9/2014 Strand ..... D21/484  
 D714,630 S \* 10/2014 Irgens ..... D8/394

D736,073 S 8/2015 Eriksson  
 D741,162 S \* 10/2015 Leng ..... D8/396  
 D741,697 S \* 10/2015 McGrath ..... D8/382  
 D742,731 S \* 11/2015 Zedan ..... D8/394  
 D750,475 S \* 3/2016 Bucher ..... D8/382  
 D756,765 S \* 5/2016 Zaharis ..... D8/396  
 D756,766 S \* 5/2016 Orwin ..... D8/354  
 2015/0176726 A1 \* 6/2015 Bacon ..... F16L 3/1215  
 248/74.4  
 2015/0300206 A1 \* 10/2015 Sultana ..... F01M 13/00  
 415/208.1

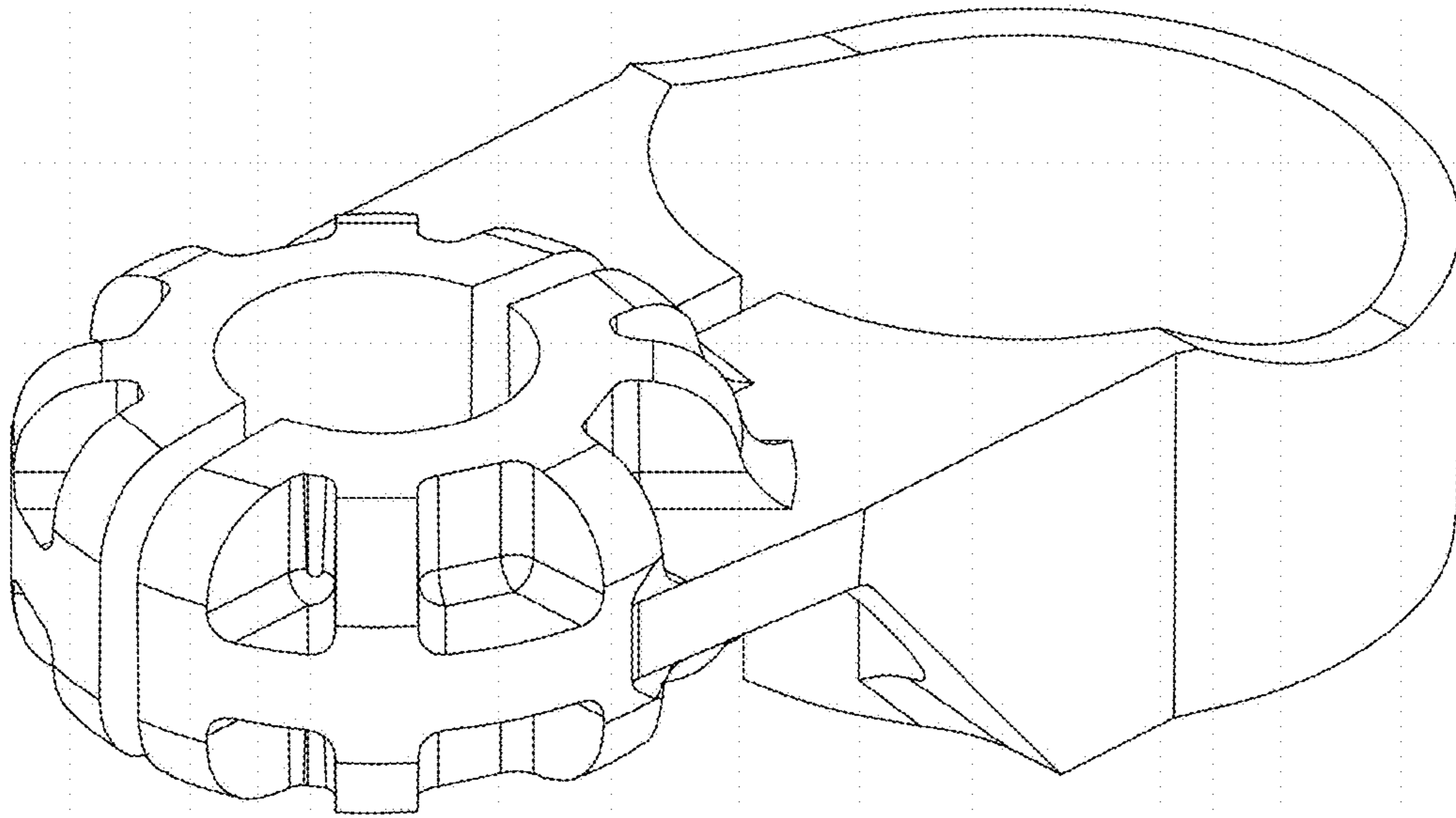
FOREIGN PATENT DOCUMENTS

CN 302041010 \* 8/2012  
 EM 000622196-0005 \* 1/2007  
 GB 2087988 \* 12/1999  
 JP D1443438 6/2012

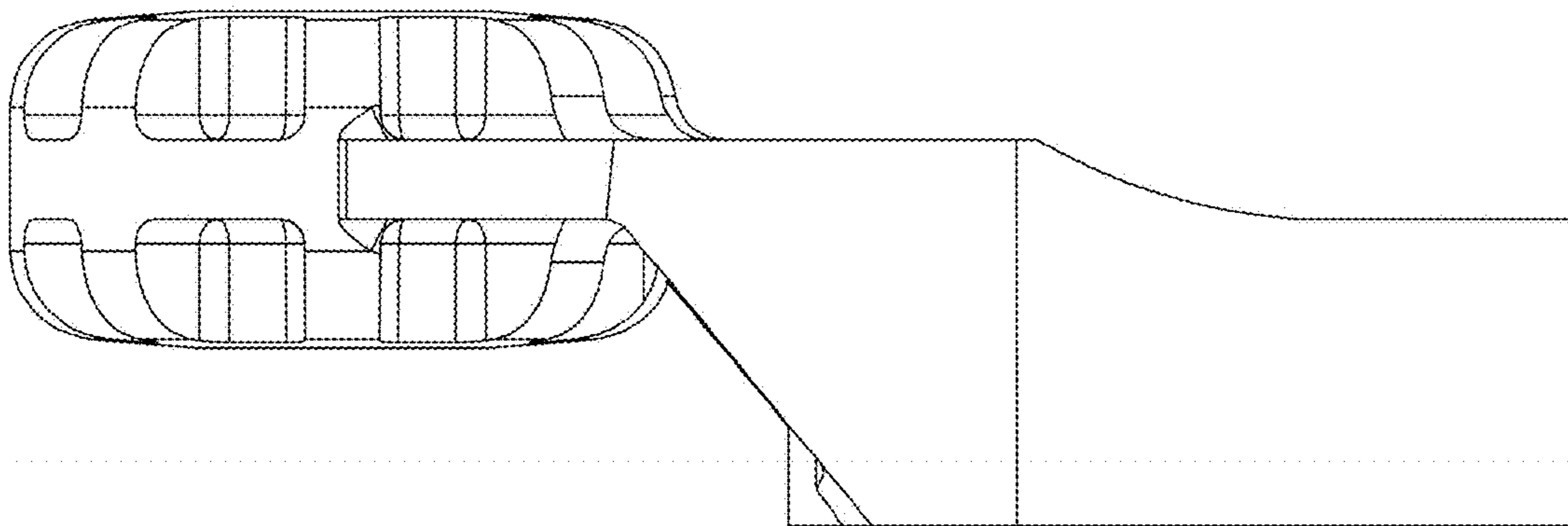
OTHER PUBLICATIONS

Crab Claw Style Rotary Handle Camera Tripod Monopod Clamp, website copyright 2015, online, [www.dinowish.com/stores/buybay004/crab-claw-style-rotary-handle-camera-tripod-monopod-clamp-black-p-3866.html](http://www.dinowish.com/stores/buybay004/crab-claw-style-rotary-handle-camera-tripod-monopod-clamp-black-p-3866.html), [site visited Aug. 13, 2015 7:27:48 PM].  
 GUI Escenarios, Tarimas, Torres, Truss, Stages, Lifts, Barriers, google pub date Dec. 8, 2009, online, <http://www.guil.es/en/productos/producto.php?submenu=10&categoria=68&id=396>, [site visited Jun. 22, 2015 4:13:46 PM].  
 Amazon.com: ChargerCity Dedicated 360° Swivel Adjustment Apple iPad Mini Holder, review date Dec. 11, 2013, online, [http://www.amazon.com/ChargerCity-Adjustment-Connection-Adjustable-Microphone/dp/B00DR1RZLG/ref=sr\\_1\\_6?ie=UTF8&qid=1439505853&sr=8-6&keywords=pole+mounted+clamp](http://www.amazon.com/ChargerCity-Adjustment-Connection-Adjustable-Microphone/dp/B00DR1RZLG/ref=sr_1_6?ie=UTF8&qid=1439505853&sr=8-6&keywords=pole+mounted+clamp), [site visited Aug. 13, 2015 6:45:53 PM].

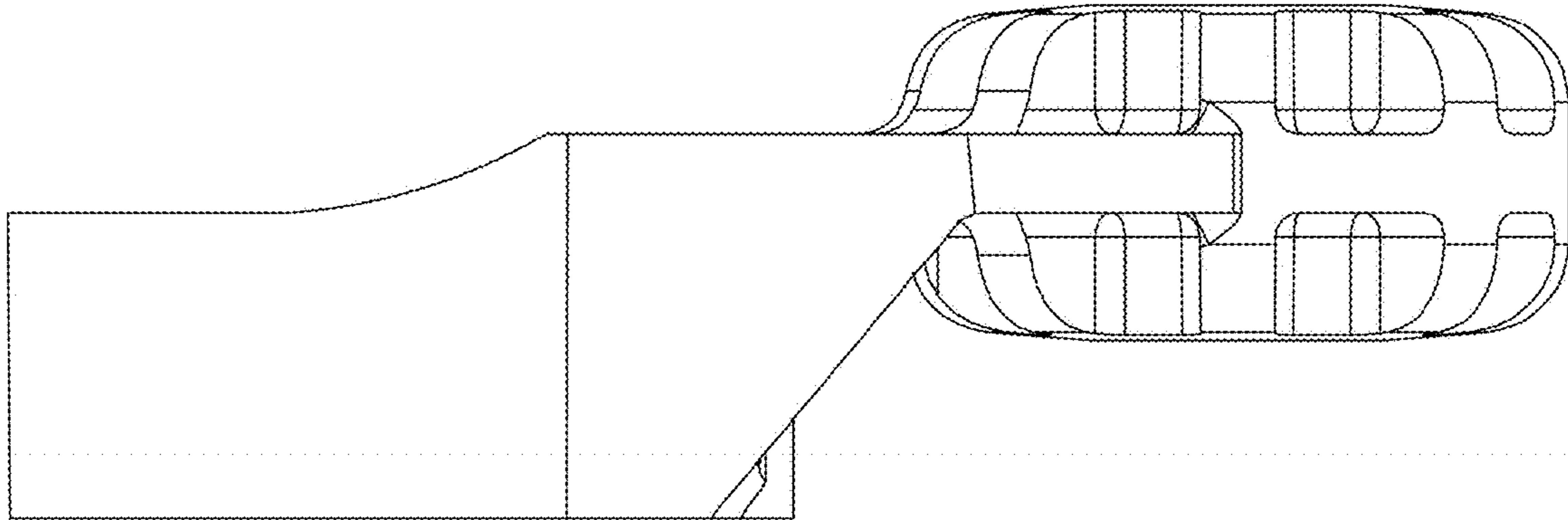
\* cited by examiner



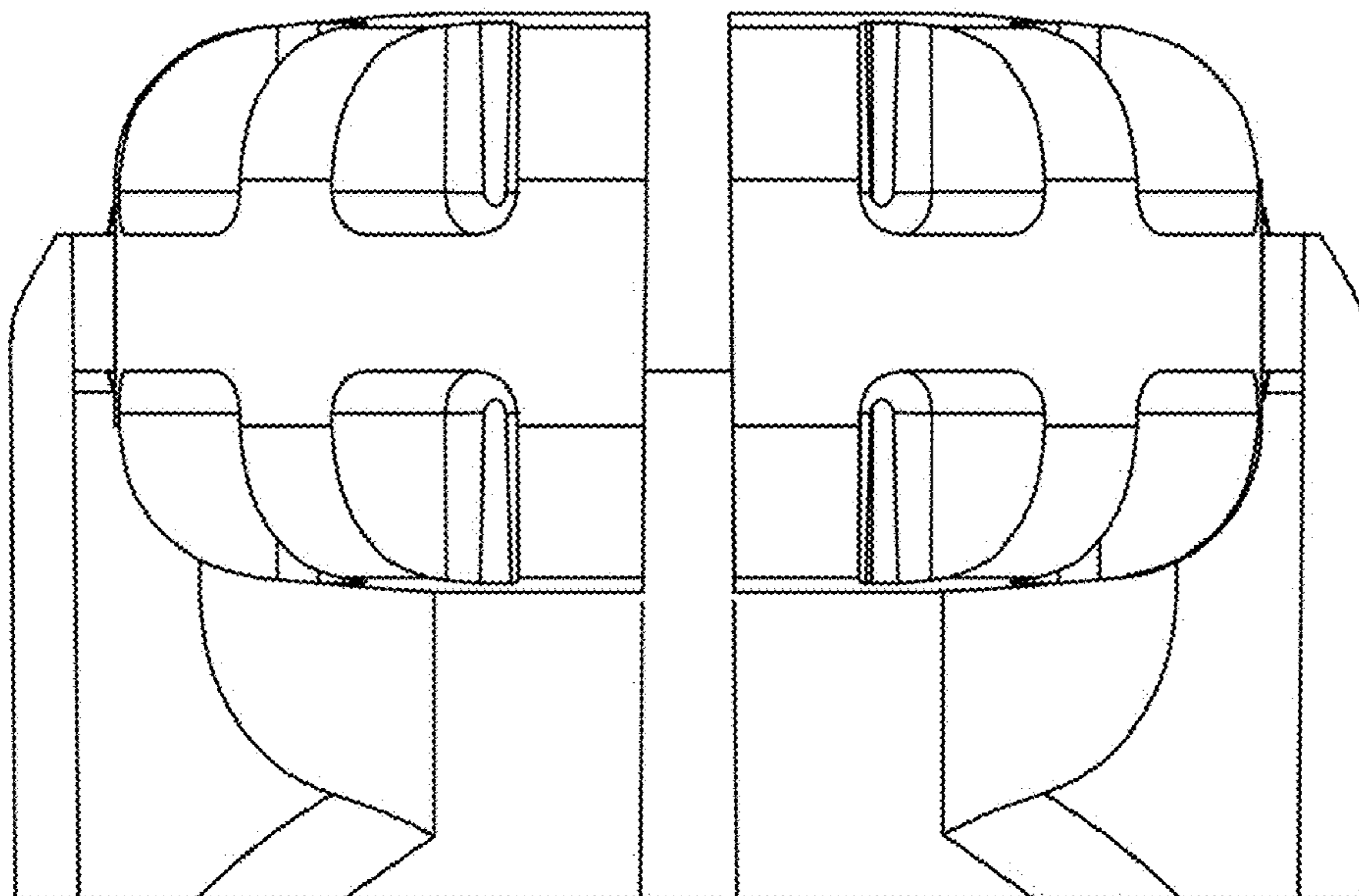
**FIG. 1**



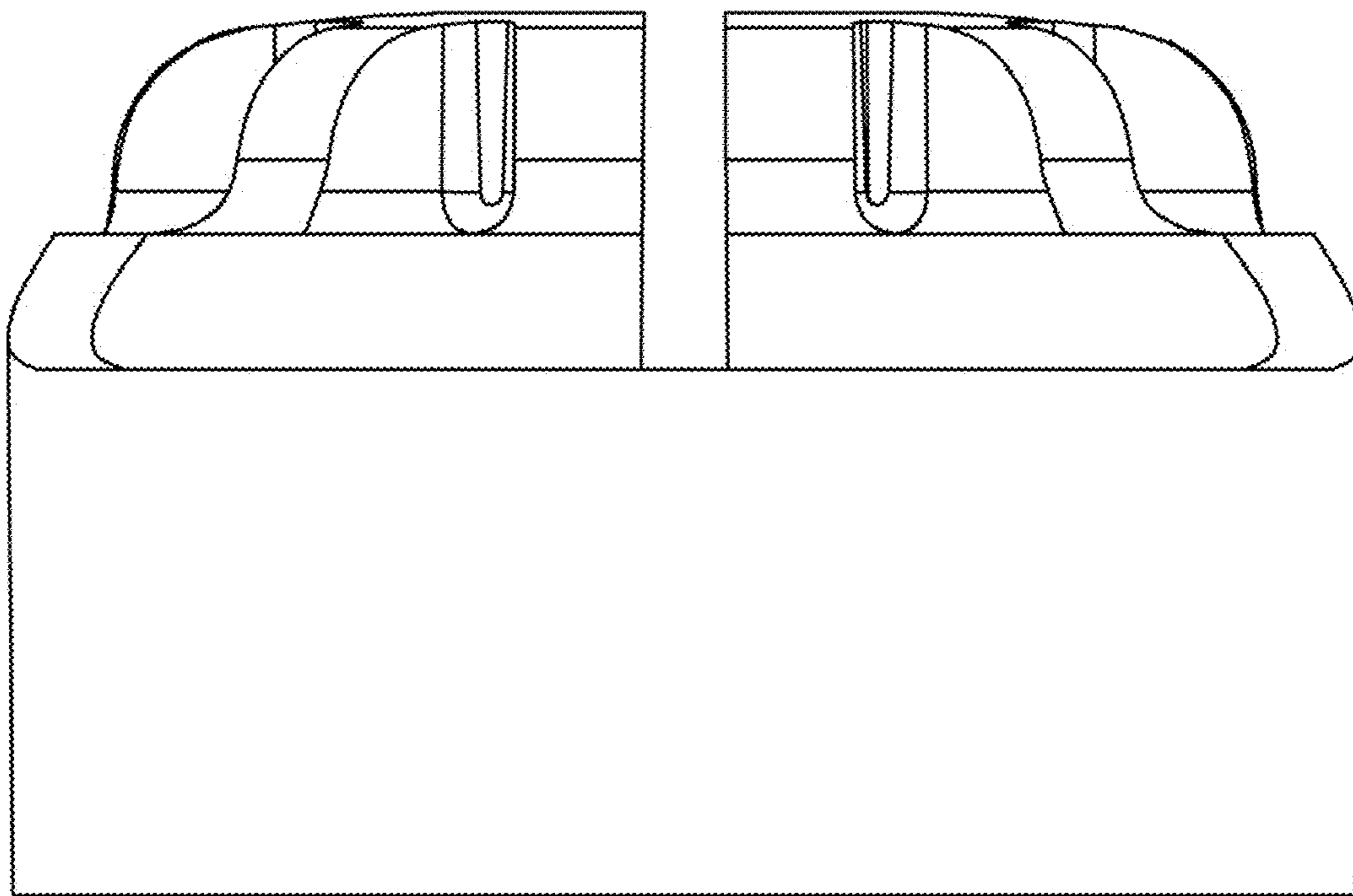
**FIG. 2**



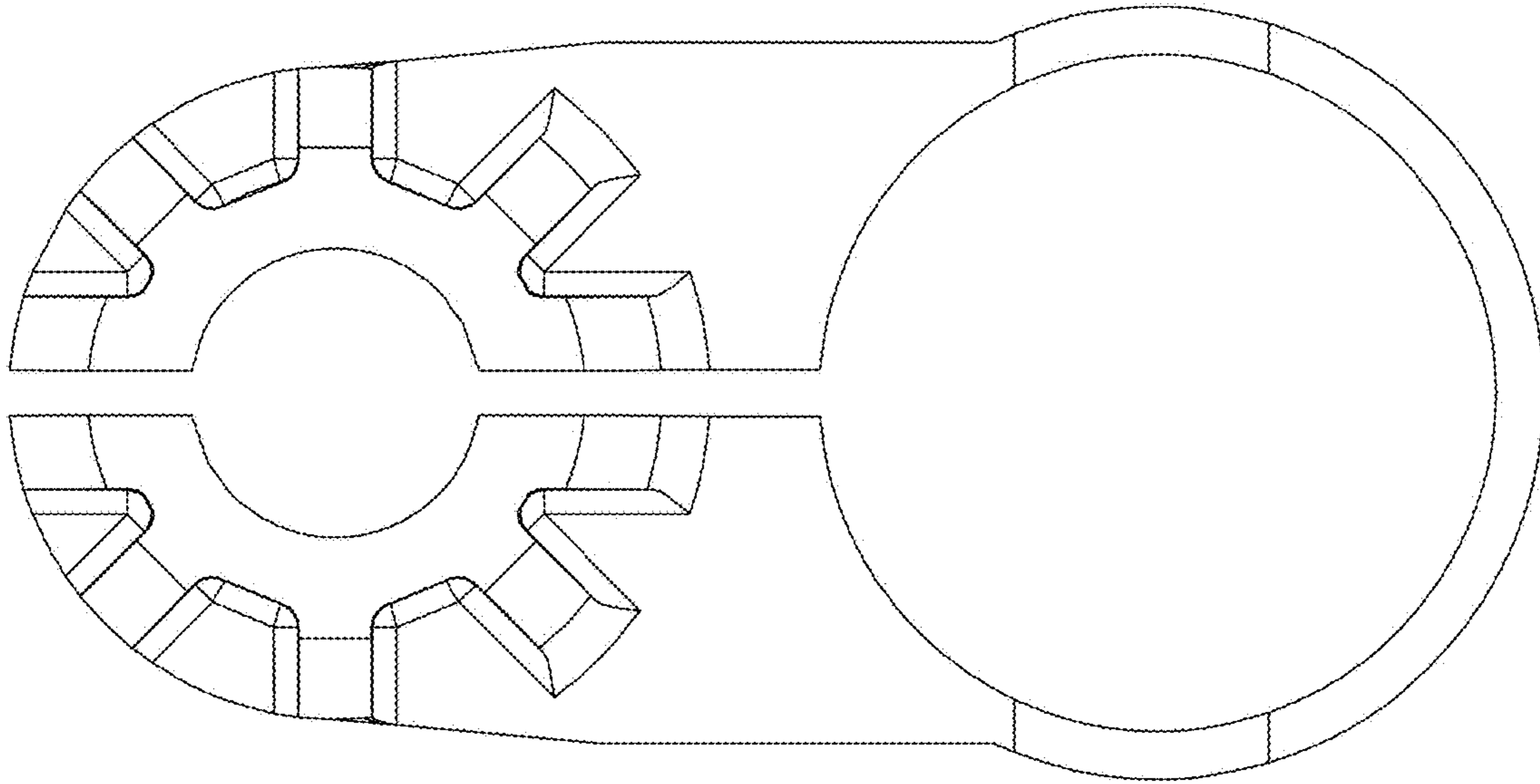
**FIG. 3**



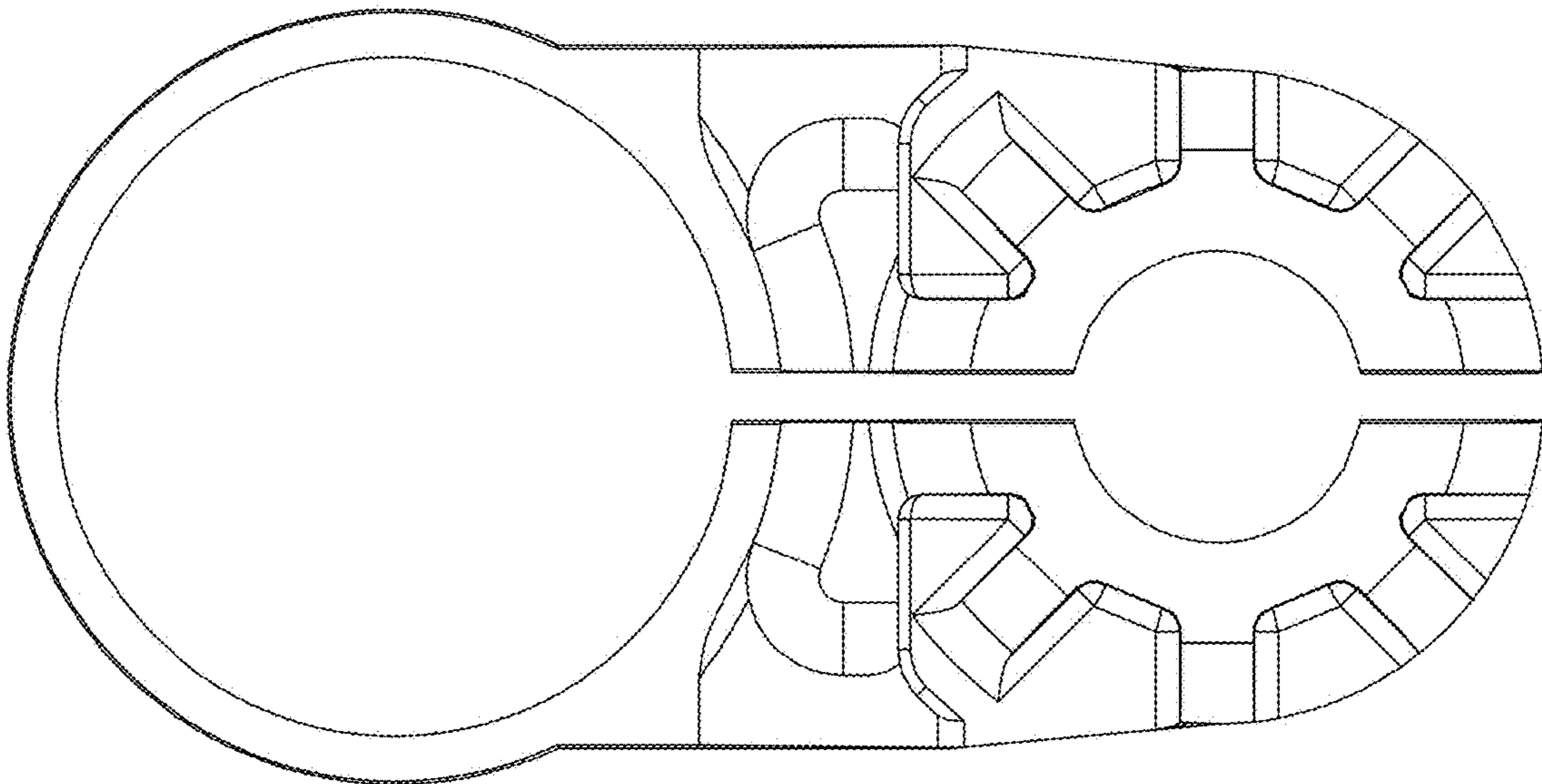
**FIG. 4**



**FIG. 5**



**FIG. 6**



**FIG. 7**