



US00D783378S

(12) **United States Design Patent**
Farnworth

(10) **Patent No.:** **US D783,378 S**

(45) **Date of Patent:** **** *Apr. 11, 2017**

(54) **SCISSORS**

(71) Applicant: **Acme United Corporation**, Fairfield, CT (US)

(72) Inventor: **Stuart D. Farnworth**, Westport, CT (US)

(73) Assignee: **Acme United Corporation**, Fairfield, CT (US)

(*) Notice: This patent is subject to a terminal disclaimer.

(**) Term: **14 Years**

(21) Appl. No.: **29/483,419**

(22) Filed: **Feb. 28, 2014**

(51) **LOC (10) Cl.** **08-03**

(52) **U.S. Cl.**
USPC **D8/57**

(58) **Field of Classification Search**
USPC 7/135, 136; D28/44, 57; 30/131, 195, 30/229, 194, 230-235, 341, 268, 350, 30/254-258; D21/532; D27/195; D8/4, D8/5, 51-58, 105, 107
CPC B26B 13/00
See application file for complete search history.

(56) **References Cited**

U.S. PATENT DOCUMENTS

D395,992 S * 7/1998 Bennett et al. D8/57
D473,438 S * 4/2003 Manson et al. D8/57

D502,853 S * 3/2005 Peterson D8/57
D514,908 S * 2/2006 McLean D8/57
D543,817 S * 6/2007 McLean D8/57
D591,123 S * 4/2009 Peterson et al. D8/57
D591,124 S * 4/2009 Peterson et al. D8/57
D623,494 S * 9/2010 Tsai D8/57
D648,996 S * 11/2011 Hanakawa et al. D8/57
D713,701 S * 9/2014 Kozakai et al. D8/57
2009/0013538 A1* 1/2009 Constantine et al. 30/254

* cited by examiner

Primary Examiner — Ian Simmons
Assistant Examiner — Harold Blackwell, II
(74) *Attorney, Agent, or Firm* — Alix, Yale & Ristas, LLP

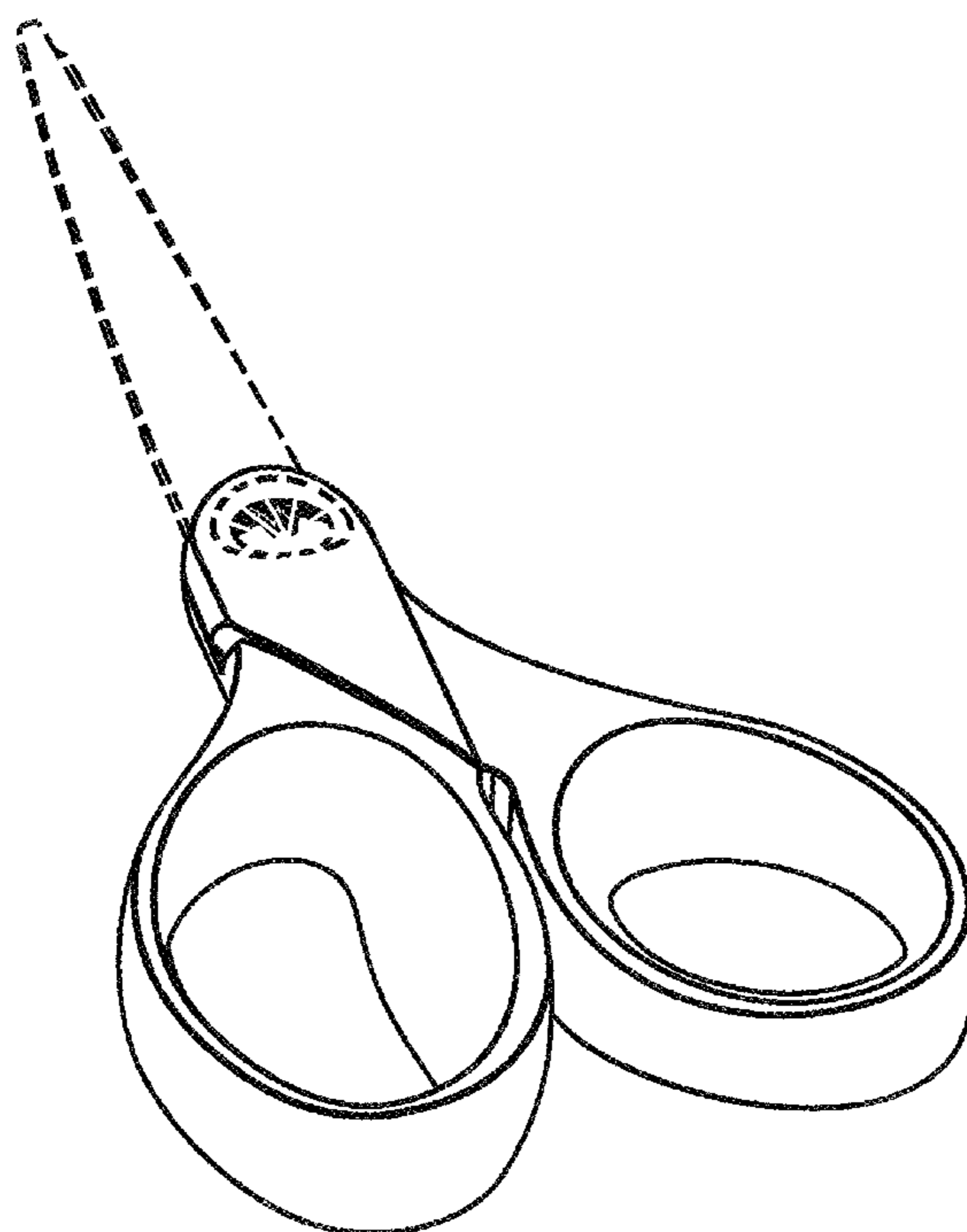
(57) **CLAIM**

The ornamental design for scissors, as shown and described.

DESCRIPTION

FIG. 1 is a perspective view of the scissors;
FIG. 2 is a perspective view thereof from generally the opposite side;
FIG. 3 is a front view thereof;
FIG. 4 is a rear view thereof;
FIG. 5 is a right side view thereof;
FIG. 6 is a left side view thereof;
FIG. 7 is a top plan view thereof; and,
FIG. 8 is a bottom plan view thereof.
The broken lines illustrate portions of the scissors which form no part of the claimed design.

1 Claim, 6 Drawing Sheets



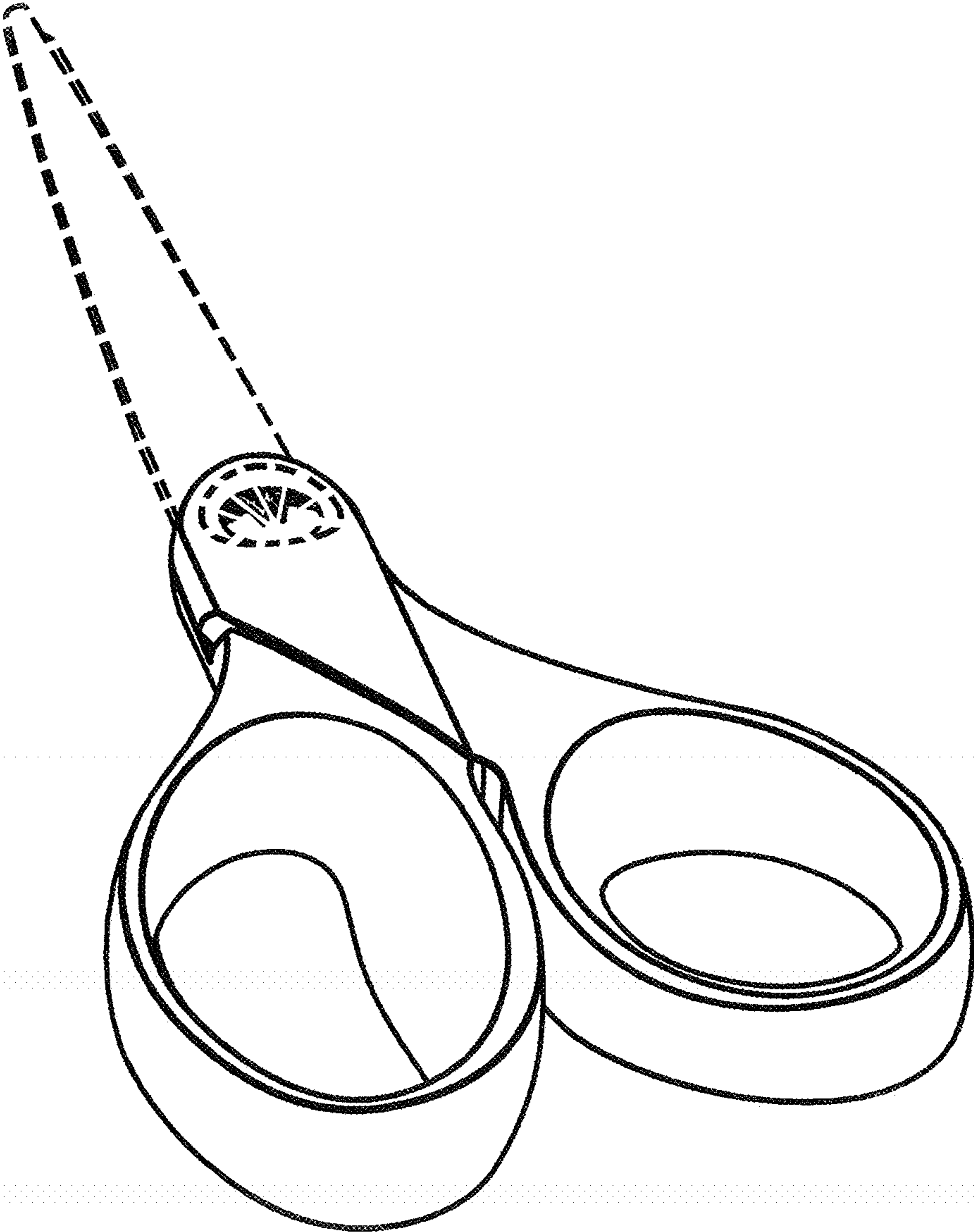


Fig. 1

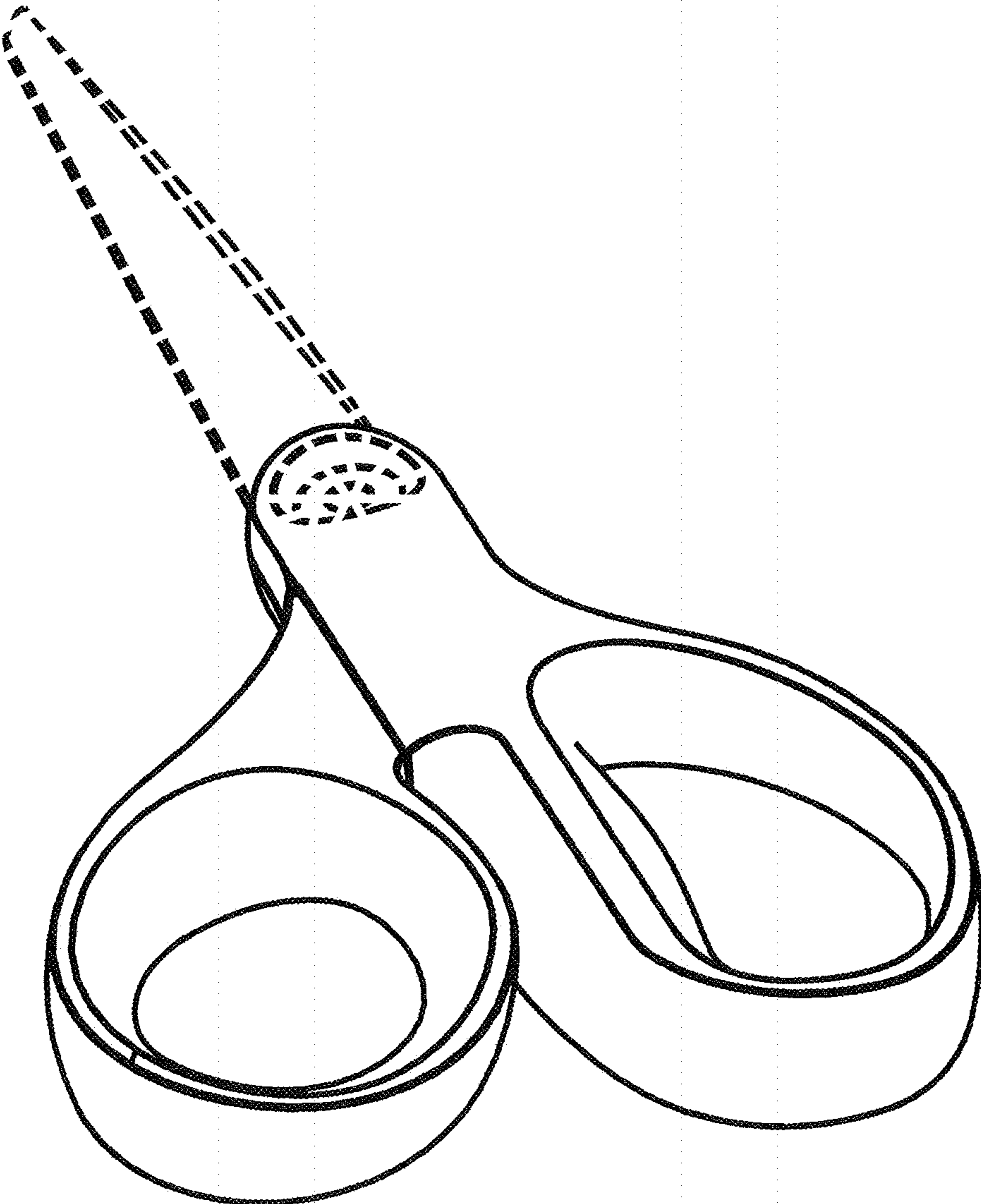


Fig. 2

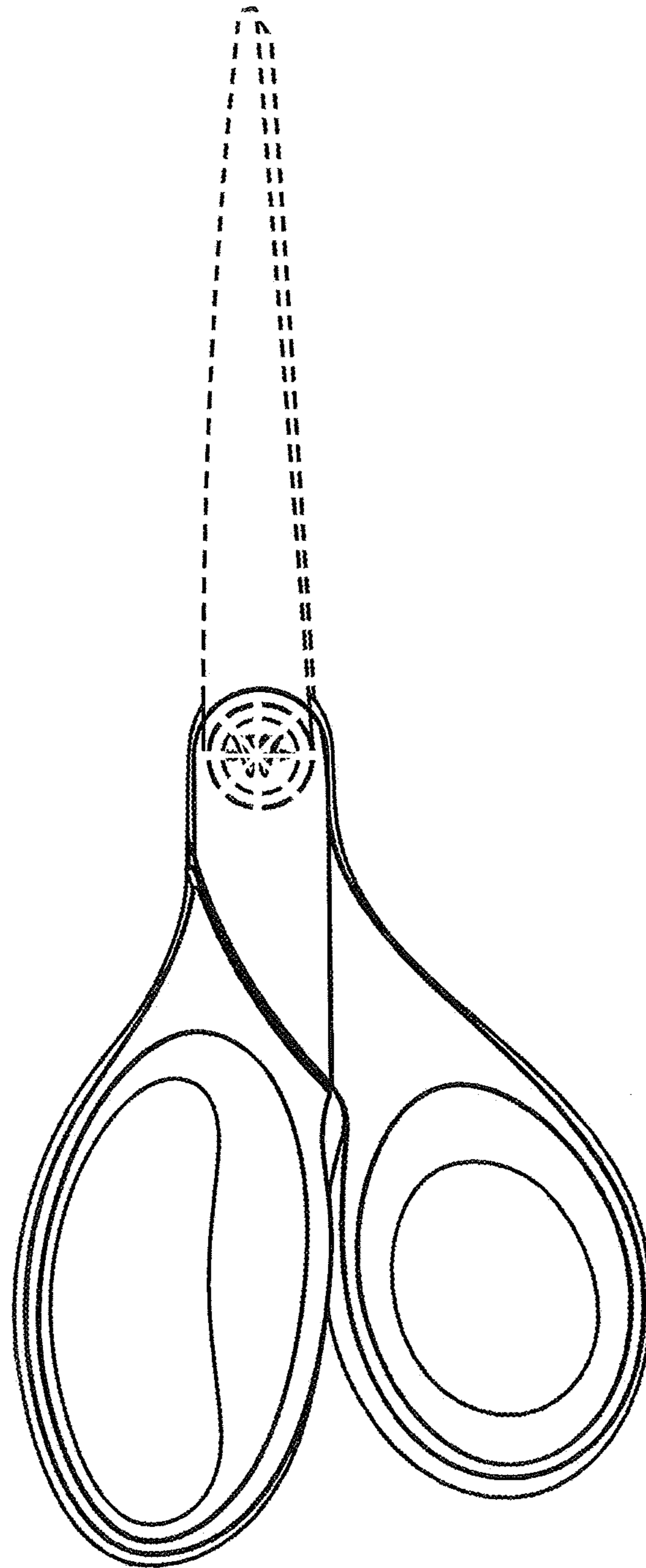


Fig. 3

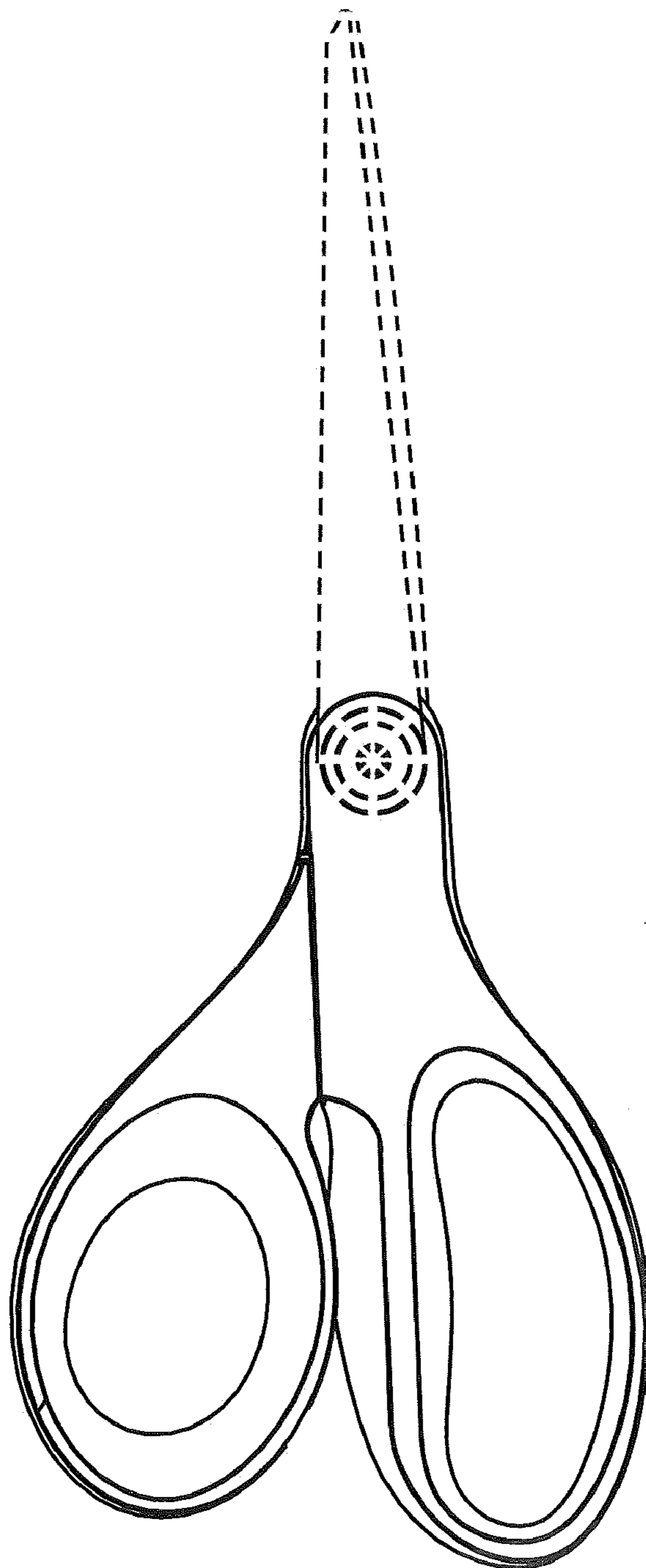


Fig. 4

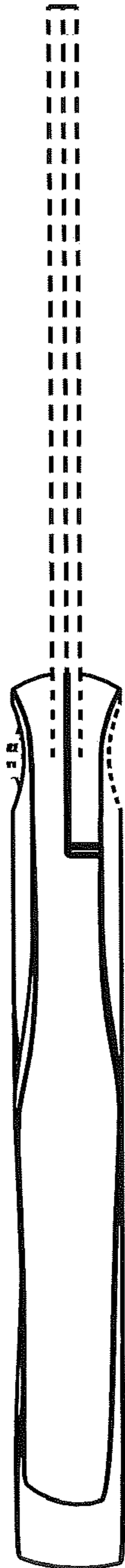


Fig. 5

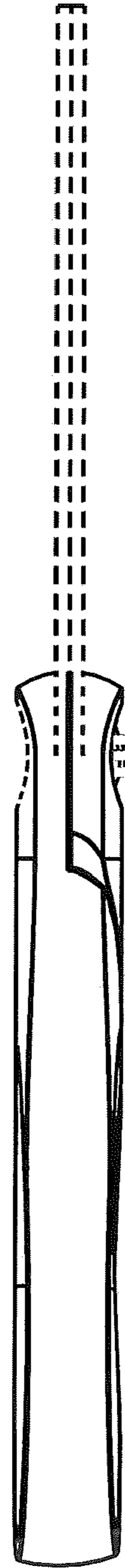


Fig. 6

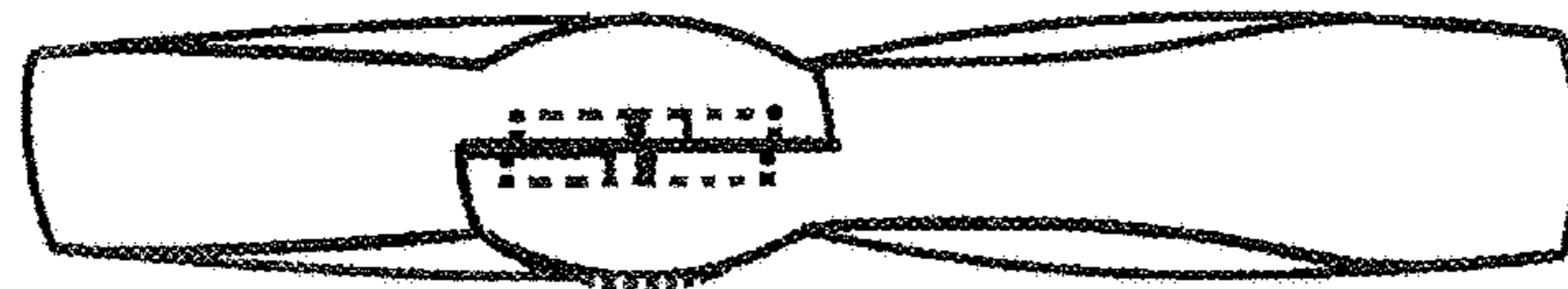


Fig. 7



Fig. 8