



US00D783335S

(12) **United States Design Patent**  
**Franzolin**

(10) **Patent No.:** **US D783,335 S**

(45) **Date of Patent:** **\*\* Apr. 11, 2017**

(54) **OVEN**

(71) Applicant: **UNOX S.p.A.**, Cadoneghe (PD) (IT)

(72) Inventor: **Enrico Franzolin**, Cadoneghe (IT)

(73) Assignee: **UNOX S.P.A.**, Cadoneghe (PD) (IT)

(\*\*) Term: **14 Years**

(21) Appl. No.: **29/526,366**

(22) Filed: **May 8, 2015**

(30) **Foreign Application Priority Data**

Dec. 24, 2014 (EM) ..... 002605634

(51) **LOC (10) Cl.** ..... **07-02**

(52) **U.S. Cl.**  
USPC ..... **D7/339**

(58) **Field of Classification Search**  
USPC ..... D7/306, 307, 323, 326, 328-330,  
D7/339-349, 350.1-350.4, 351, 390,  
D7/402-406; D8/300-306  
CPC ... A21B 2/00; A47J 27/04; A47J 37/00; A47J  
37/06; A47J 37/0611; A47J 37/08; A47J  
37/0807; A47J 37/0814; A47J 37/0835;  
A47J 37/0842; A47J 37/085; A47J  
37/0864; A47J 37/0878; A47J 37/0885;  
A47J 37/0892; F24C 7/00; F24C 7/002;  
F24C 7/046; F24C 7/067; F24C 7/087;  
F24C 15/02; F24C 15/04; F24C 15/10;  
F24C 15/102

See application file for complete search history.

(56) **References Cited**

**U.S. PATENT DOCUMENTS**

D202,185 S \* 9/1965 Melssner ..... D7/351  
D318,775 S \* 8/1991 Bonnet ..... D7/350.3

D340,832 S \* 11/1993 Macchi ..... D7/300  
D341,747 S \* 11/1993 Connell ..... D7/339  
D343,090 S \* 1/1994 Connell ..... D7/339  
D384,544 S \* 10/1997 Lieblein ..... D7/350.4  
D560,421 S \* 1/2008 Davis ..... D7/348  
D560,960 S \* 2/2008 Hillmann ..... D7/350.1  
D567,571 S \* 4/2008 Hillmann ..... D7/347  
D568,089 S \* 5/2008 Hillmann ..... D7/347  
D573,400 S \* 7/2008 Olson ..... D7/339  
D598,236 S \* 8/2009 Dyson ..... D7/328  
D601,847 S \* 10/2009 Gammack ..... D7/306  
D609,958 S \* 2/2010 Chung ..... D7/330  
D611,753 S \* 3/2010 Gammack ..... D7/306  
D657,184 S \* 4/2012 Segato ..... D7/348  
D657,185 S \* 4/2012 Segato ..... D7/348

(Continued)

*Primary Examiner* — Ricky Pham

(74) *Attorney, Agent, or Firm* — Kristina Castellano;  
Castellano PLLC

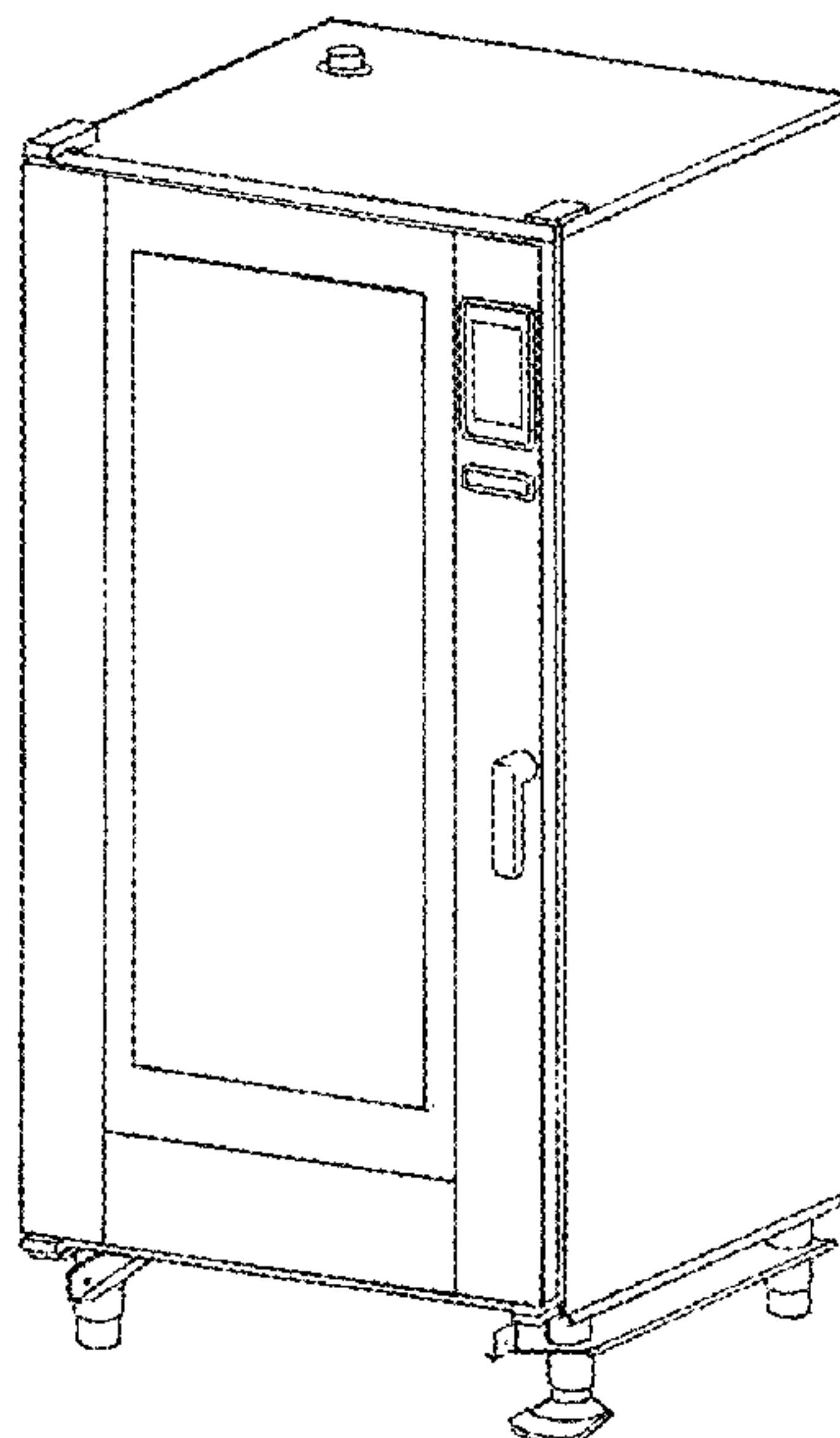
(57) **CLAIM**

The ornamental design for an oven, as shown and described.

**DESCRIPTION**

FIG. 1 is a perspective view of an oven according to the present design;  
FIG. 2 is a right side elevational view thereof;  
FIG. 3 is a front elevational view thereof;  
FIG. 4 is a left side elevational view thereof;  
FIG. 5 is a bottom plan view thereof;  
FIG. 6 is a top plan view thereof;  
FIG. 7 is a rear elevational view thereof; and,  
FIG. 8 is an enlarged front elevational view of the oven according to the present design.  
The broken lines shown in the drawings are for illustrative purposes only and form no part of the claimed design.

**1 Claim, 4 Drawing Sheets**



(56)


**References Cited**

U.S. PATENT DOCUMENTS

D657,989	S *	4/2012	Segato .....	D7/348
D669,727	S *	10/2012	Pagano .....	D7/307
D679,934	S *	4/2013	Majdecki, Jr. ....	D7/326
D702,482	S *	4/2014	Davis .....	D7/350.1
D704,981	S *	5/2014	Gates .....	D7/332
D722,468	S *	2/2015	Yamamoto .....	D7/351
D739,675	S *	9/2015	Hartkorn .....	D7/328
2003/0178411	A1 *	9/2003	Manganiello .....	A47J 27/04
				219/496
2006/0081592	A1 *	4/2006	Williams .....	F24C 7/087
				219/401

\* cited by examiner

FIG. 1






FIG. 2




FIG. 3

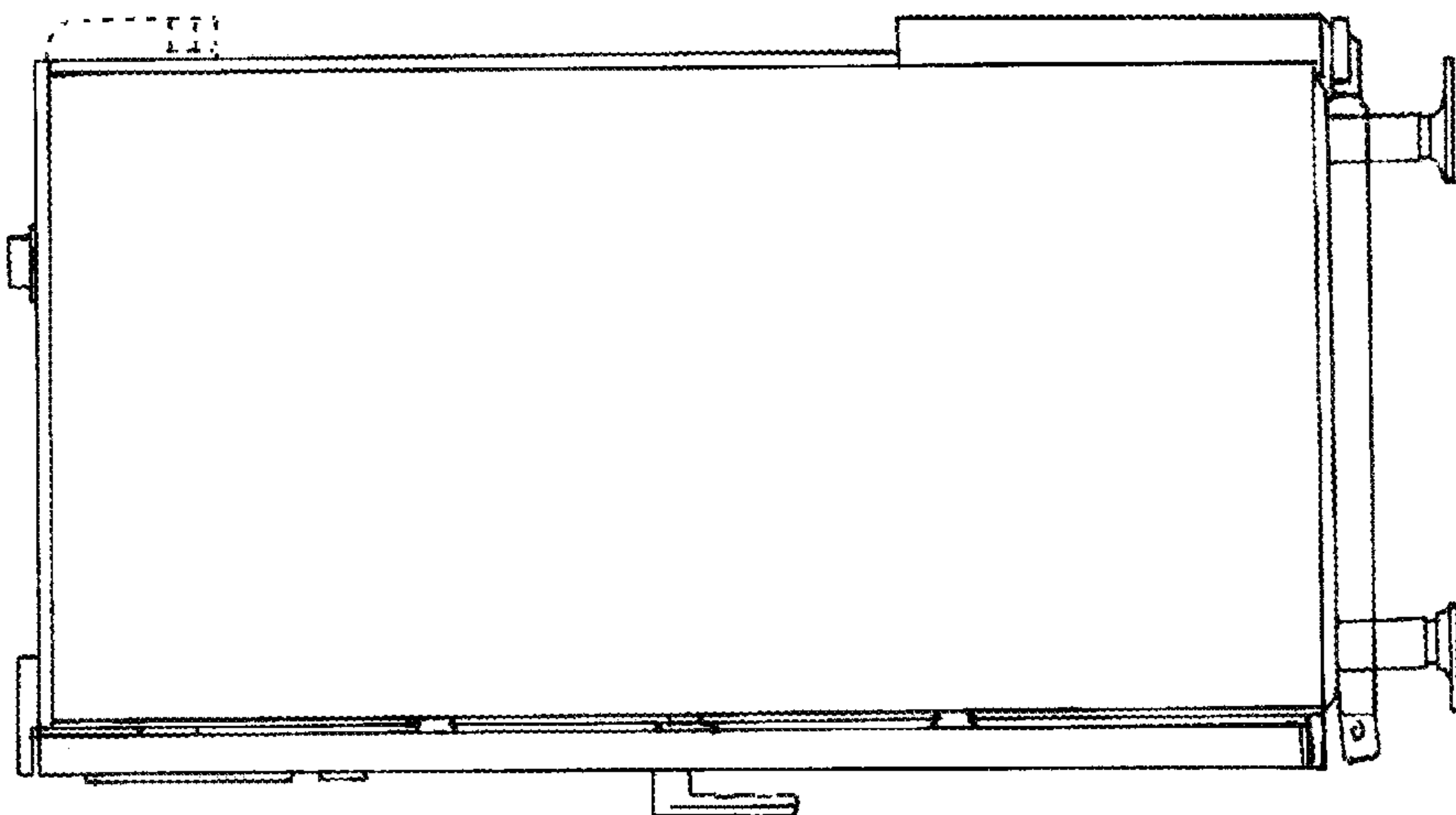


FIG. 4




FIG. 5

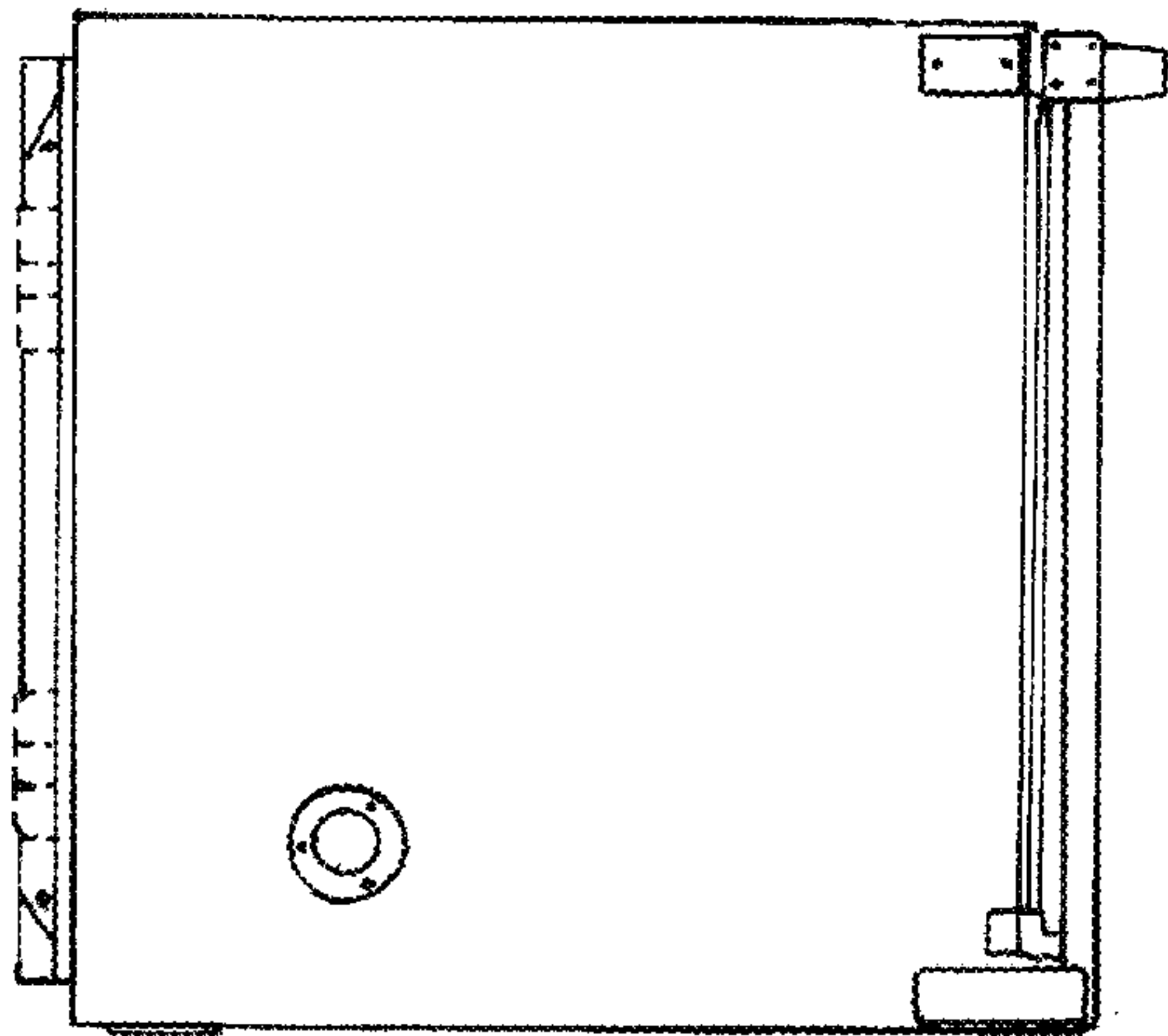


FIG. 6

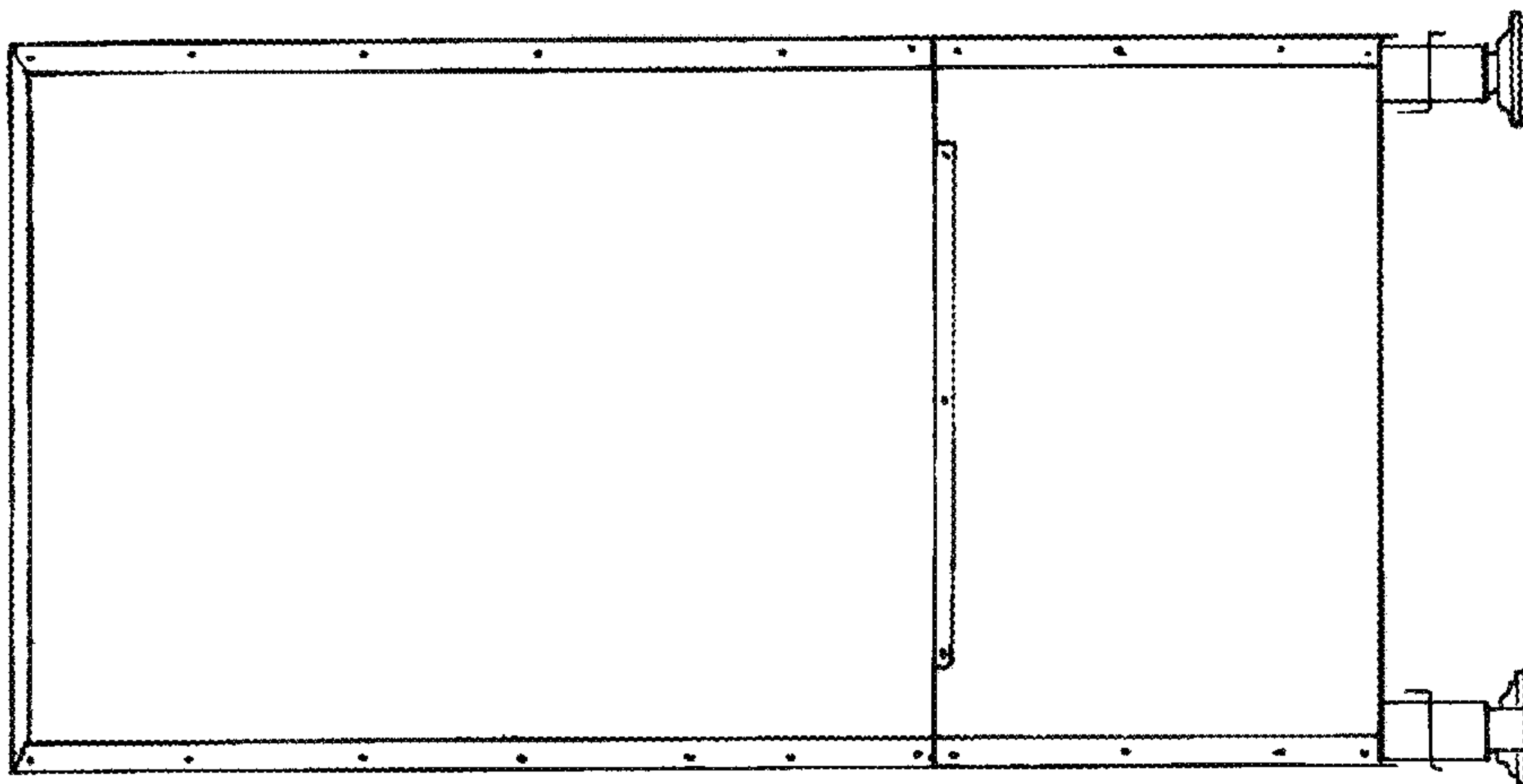


FIG. 7



FIG. 8

