



US00D783326S

(12) **United States Design Patent**  
**Waxman et al.**

(10) **Patent No.:** **US D783,326 S**  
(45) **Date of Patent:** **\*\* Apr. 11, 2017**

- (54) **HEXAGONAL MESH DRAWER**
- (71) Applicant: **Waxman Sales, LLC**, Spicewood, TX (US)
- (72) Inventors: **Adam Waxman**, Spicewood, TX (US);  
**Justin Wieland**, Spicewood, TX (US)
- (73) Assignee: **WAXMAN SALES, LLC**, Spicewood, TX (US)

D498,375 S *	11/2004	Post	.....	D3/306
D513,874 S *	1/2006	Hardy	.....	D3/306
D567,553 S *	4/2008	Post	.....	D6/675.1
D615,328 S *	5/2010	Snider	.....	D6/705.6
D632,080 S *	2/2011	Hardy	.....	D3/306
D639,561 S *	6/2011	Hardy	.....	D3/306
D657,562 S *	4/2012	McNamara	.....	D3/304
D657,563 S *	4/2012	Hardy	.....	D3/306
D658,881 S *	5/2012	Post	.....	D3/306
D689,946 S *	9/2013	Hu	.....	D19/92
D730,129 S *	5/2015	Hu	.....	D7/637

(\*\*) Term: **15 Years**

\* cited by examiner

(21) Appl. No.: **29/540,356**

*Primary Examiner* — Ricky Pham

(22) Filed: **Sep. 23, 2015**

(74) *Attorney, Agent, or Firm* — McAndrews, Held & Malloy, Ltd.

(51) **LOC (10) Cl.** ..... **06-04**

(52) **U.S. Cl.**  
USPC ..... **D6/705.6**

(58) **Field of Classification Search**  
 USPC ..... D3/273, 296–298, 304, 306; D6/657, D6/661–664, 671, 671.1, 671.2, 675, D6/675.1–675.5, 684, 691, 703, 705, D6/705.1–705.6; D7/637; D19/75, 92  
 CPC ..... A47B 87/02; A47B 88/00; A47B 88/10; A47B 88/20; A47B 88/0003; A47B 88/0007; A47B 88/0014; A47B 88/0407; A47B 88/0044; A47B 88/044; A47B 88/047; A47B 88/04; A47B 88/0055; A47B 2088/0081; E05B 65/44; E05B 65/46; E05B 65/462

See application file for complete search history.

(57) **CLAIM**

The ornamental design for a hexagonal mesh drawer, as shown and described.

**DESCRIPTION**

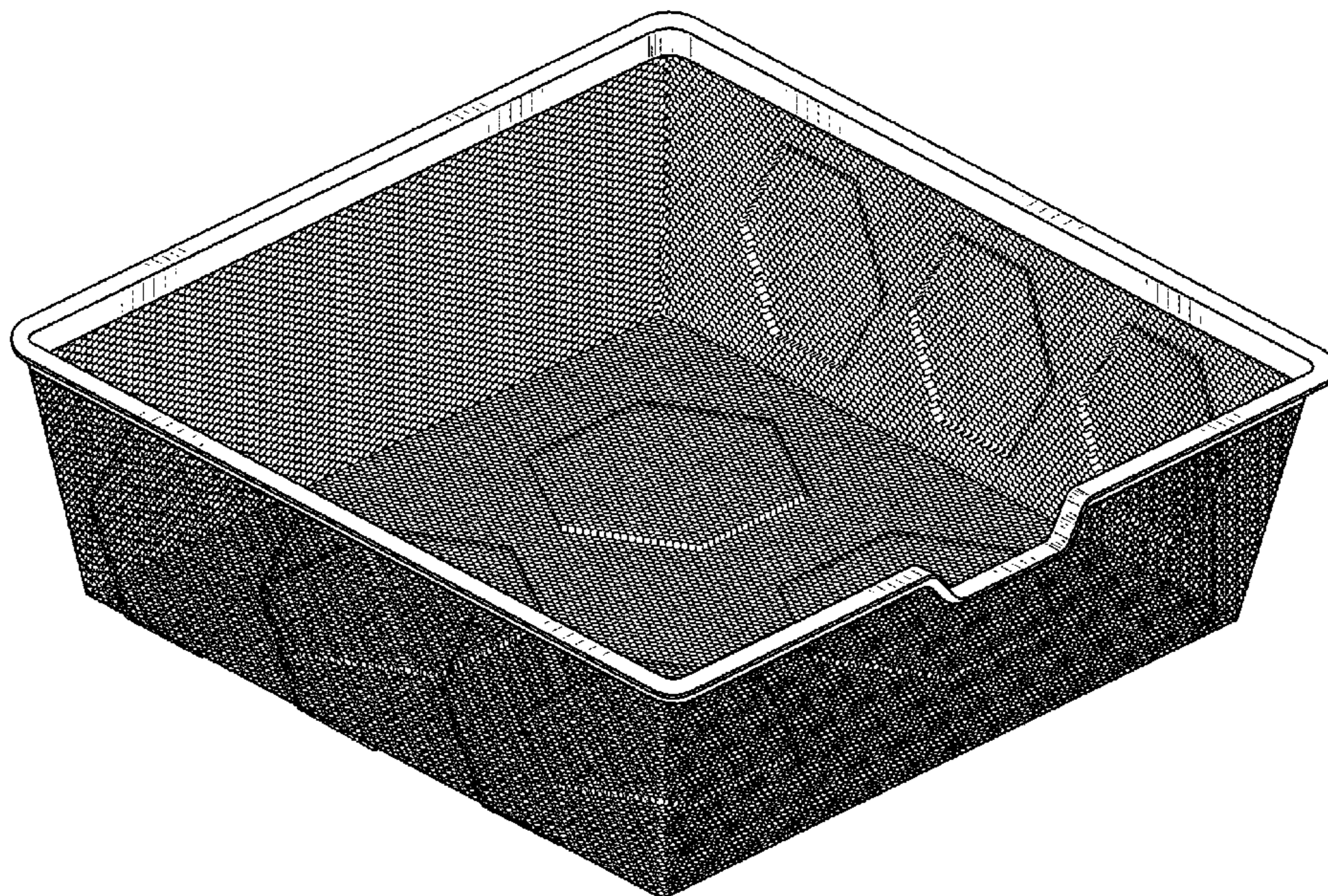
FIG. 1 is a top perspective view of a hexagonal mesh drawer showing our new design;  
 FIG. 2 is a front elevation view thereof;  
 FIG. 3 is a rear elevation view thereof;  
 FIG. 4 is a right-side elevation view thereof;  
 FIG. 5 is a left-side elevation view thereof;  
 FIG. 6 is a top plan view thereof;  
 FIG. 7 is a bottom plan view thereof; and,  
 FIG. 8 is a bottom perspective view thereof.

(56) **References Cited**

**U.S. PATENT DOCUMENTS**

D434,074 S *	11/2000	Hardy	.....	D19/75
D476,155 S *	6/2003	Post	.....	D6/705.6

**1 Claim, 6 Drawing Sheets**



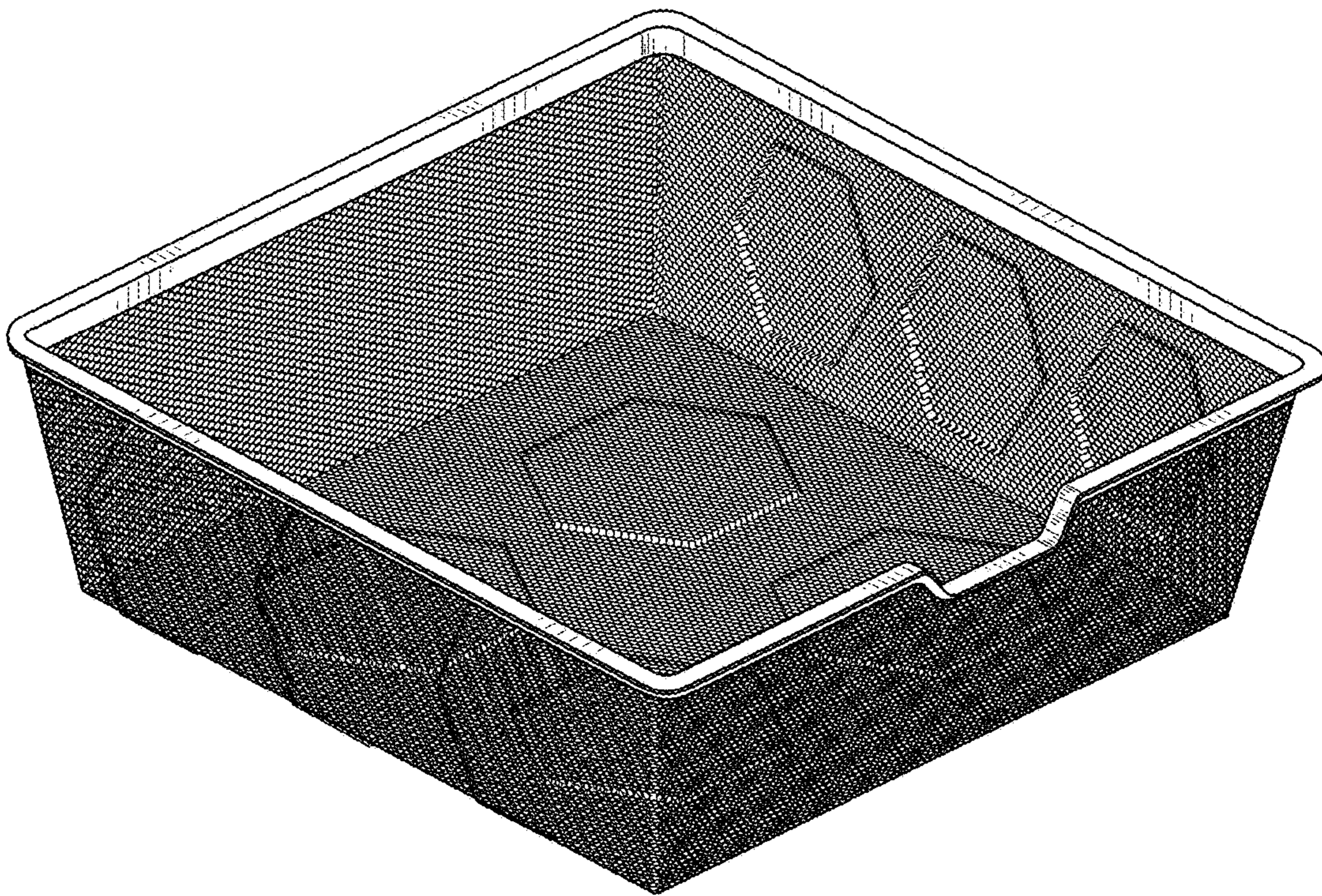


FIG. 1

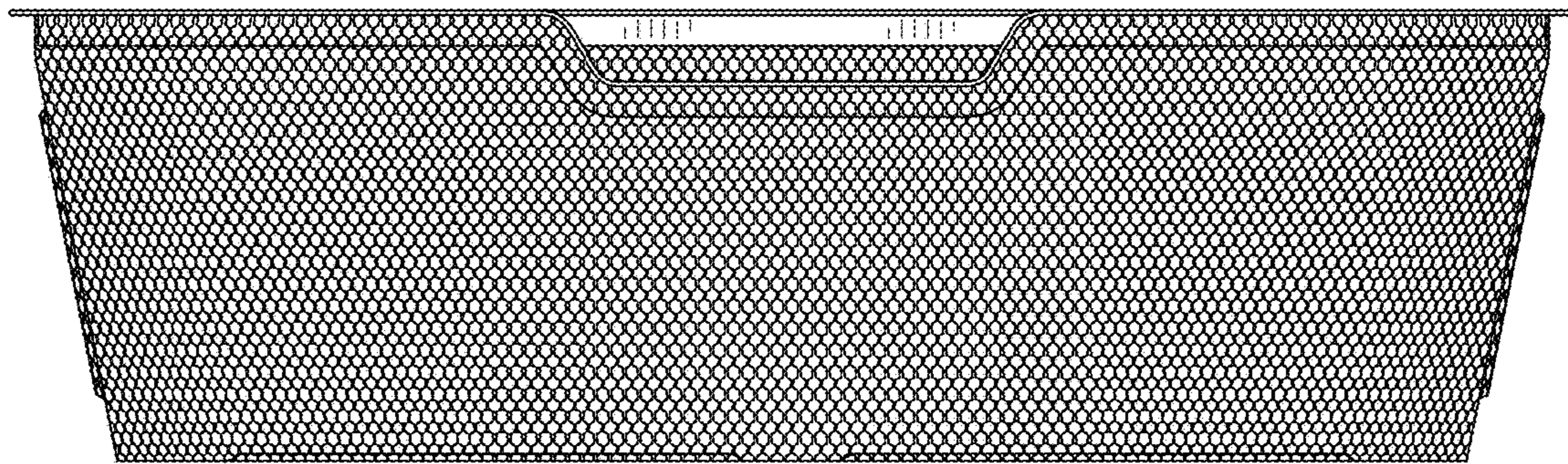


FIG. 2

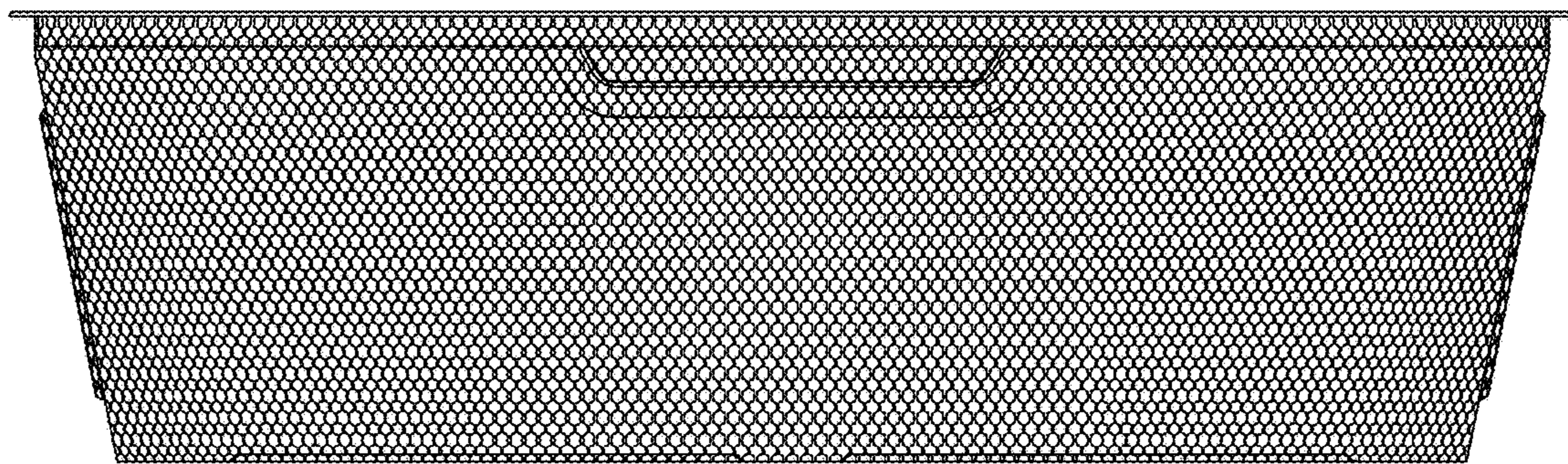


FIG. 3




FIG. 4




FIG. 5




FIG. 6




FIG. 7

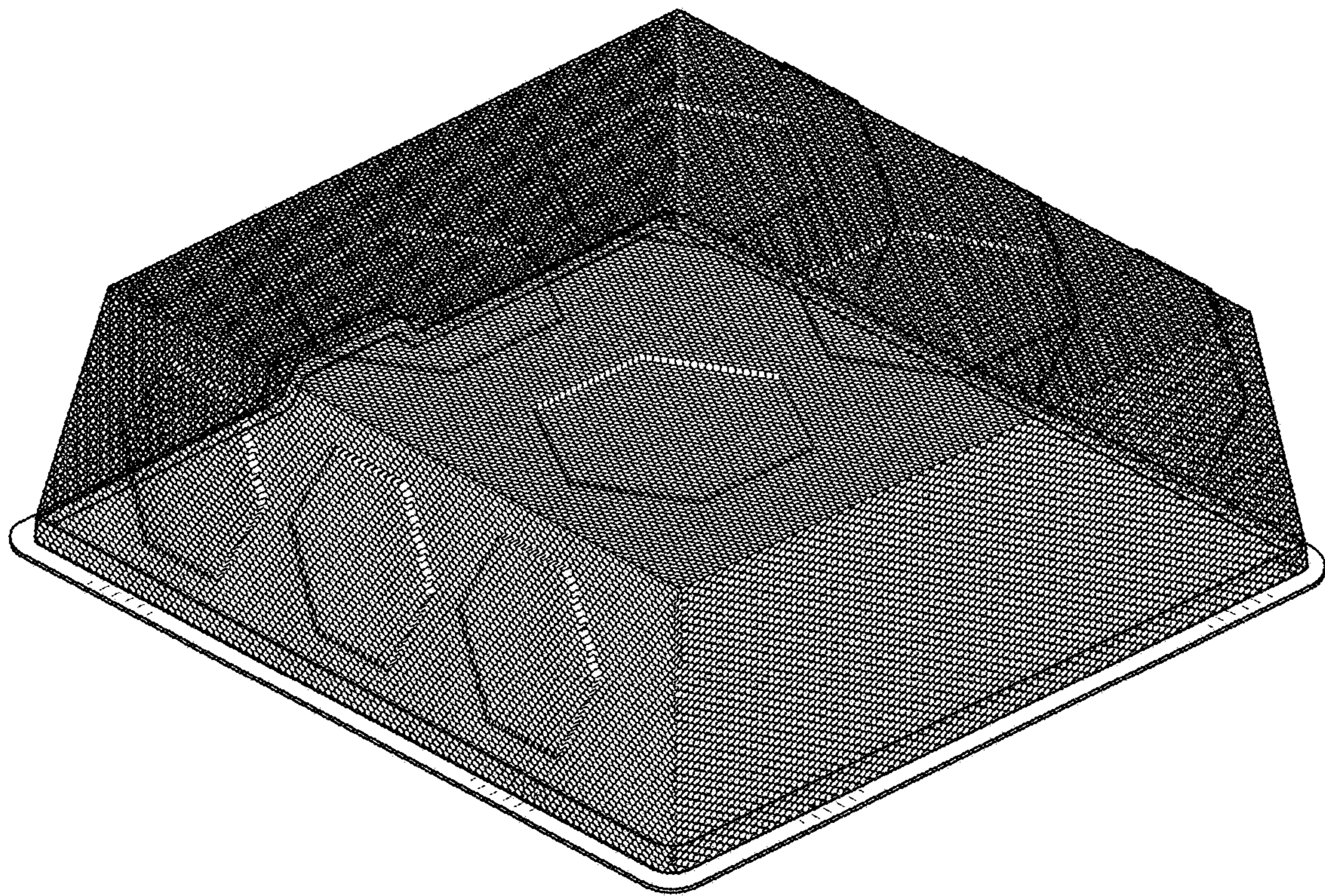


FIG. 8