



US00D783313S

(12) **United States Design Patent** (10) **Patent No.:** **US D783,313 S**
Trubac (45) **Date of Patent:** **** Apr. 11, 2017**

(54) **SEAT CUSHION**

(56) **References Cited**

(71) Applicant: **Ondrej Trubac**, Bernolakovo (SK)

U.S. PATENT DOCUMENTS

(72) Inventor: **Ondrej Trubac**, Bernolakovo (SK)

D176,758 S *	1/1956	Edmonson	D6/601
D202,762 S *	11/1965	Emery	D6/604
D298,715 S *	11/1988	Swim	D6/596
D505,041 S *	5/2005	Lesosky	D29/121.1
D529,324 S *	10/2006	Yates	D6/601
D629,628 S *	12/2010	Hsu	D6/354
D657,604 S *	4/2012	Chen	D6/601
D698,586 S *	2/2014	Davis	D6/601
D731,816 S *	6/2015	Edgemon	D6/601
2013/0198961 A1 *	8/2013	Davis	A47C 7/62 5/648

(**) Term: **15 Years**

(21) Appl. No.: **29/543,239**

(22) Filed: **Oct. 22, 2015**

(30) **Foreign Application Priority Data**

Apr. 23, 2015 (EM) 002675504-0001

(51) **LOC (10) Cl.** **06-09**

(52) **U.S. Cl.**
USPC **D6/601**

(58) **Field of Classification Search**
USPC D6/582-583, 587-592, 595-609,
D6/617-622; D21/803-809; D24/183
CPC A47G 9/00; A47G 2009/001; A47G
2009/002; A47G 2009/003; A47G 9/10;
A47G 9/1009; A47G 2009/1018; A47G
9/1045; A47G 9/1081; A47G 9/109
See application file for complete search history.

* cited by examiner

Primary Examiner — Mary Ann Calabrese

(57) **CLAIM**

I claim the ornamental design for a seat cushion, as shown and described.

DESCRIPTION

FIG. 1 is a perspective view of the seat cushion embodying my new design;
FIG. 2 is a top view thereof; and,
FIG. 3 is a front view thereof.

1 Claim, 2 Drawing Sheets

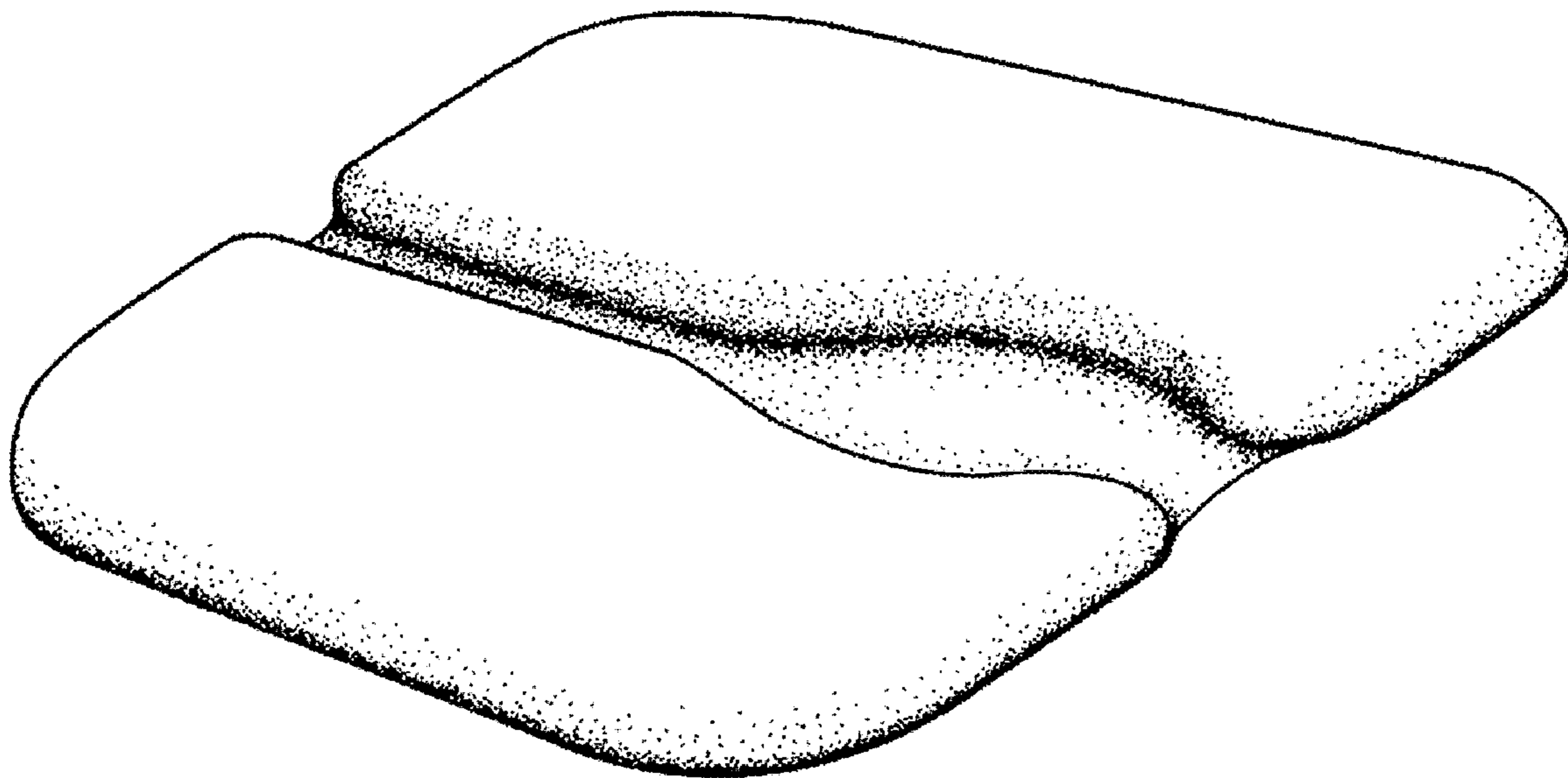


FIG.1

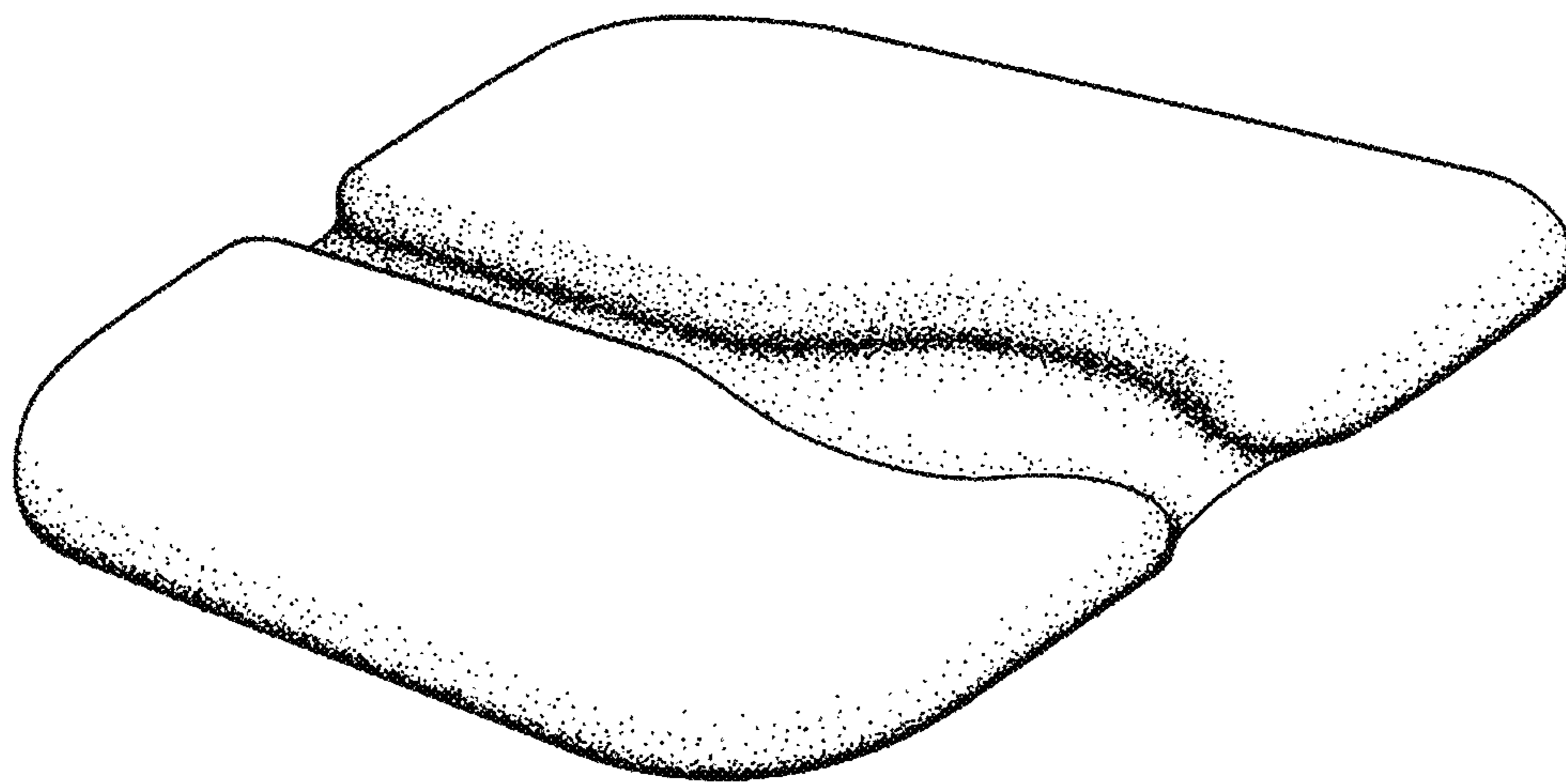


FIG.2

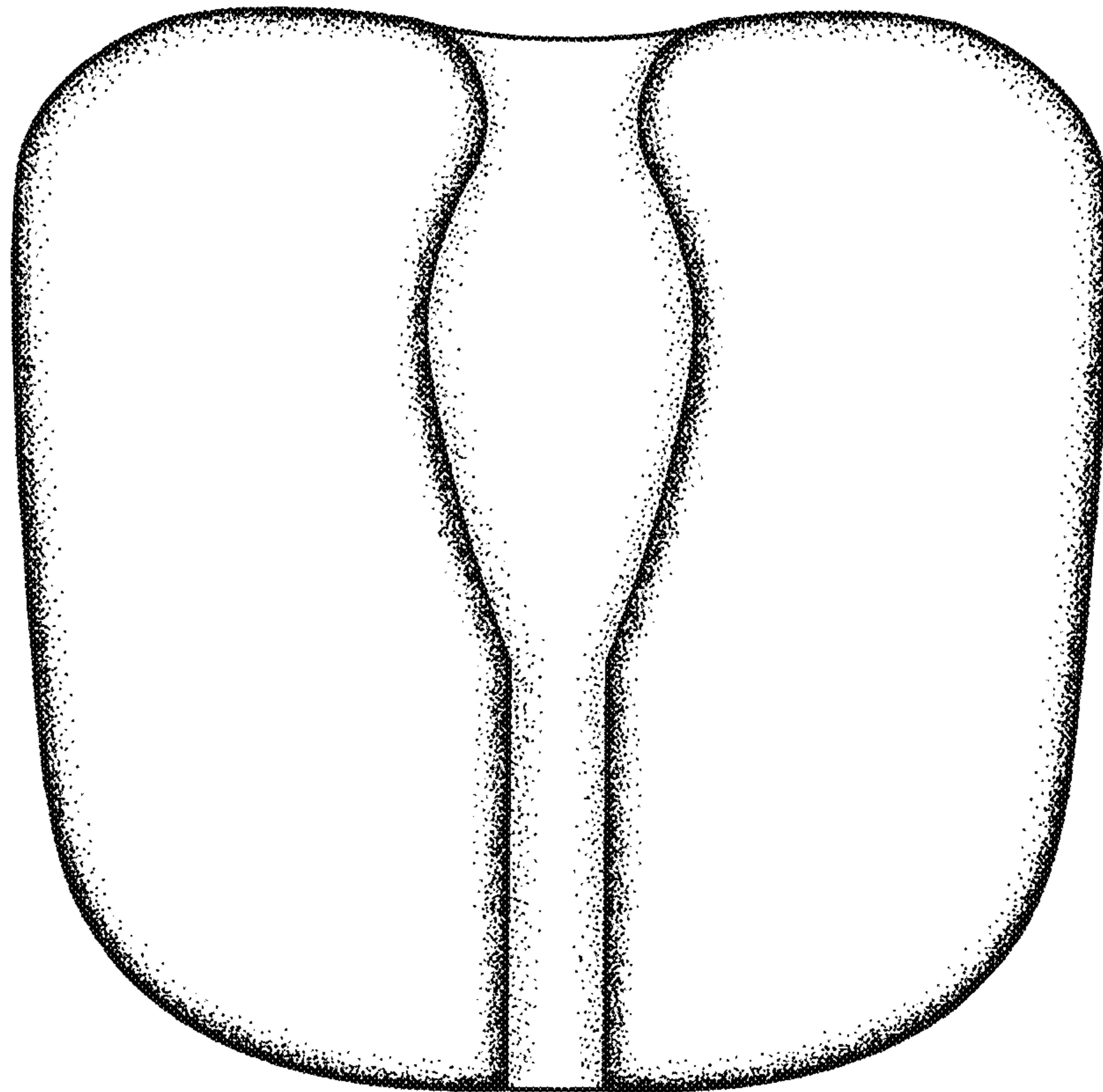


FIG.3

