



US00D783293S

(12) **United States Design Patent**
Rosenzweig

(10) **Patent No.:** **US D783,293 S**

(45) **Date of Patent:** **** Apr. 11, 2017**

- (54) **BRUSH**
- (71) Applicant: **J & D Brush Co., Inc.**, Hauppauge, NY (US)
- (72) Inventor: **Jeffrey S. Rosenzweig**, Hauppauge, NY (US)
- (73) Assignee: **J & D Brush Co., LLC**, Hauppauge, NY (US)
- (**) Term: **15 Years**
- (21) Appl. No.: **29/535,353**
- (22) Filed: **Aug. 5, 2015**
- (51) **LOC (10) Cl.** **04-02**
- (52) **U.S. Cl.**
USPC **D4/136; D4/138**
- (58) **Field of Classification Search**
USPC D4/127, 128, 129, 130, 132, 133, 134, D4/135, 136, 138
CPC .. A46D 1/00; A46B 7/10; A46B 17/06; A46B 2200/1066; A46B 9/02; A46B 3/20; A46B 3/005; A61C 17/26; A61C 17/349; A45D 2/00; A45D 24/16; A01K 13/002
See application file for complete search history.

- D198,441 S * 6/1964 Lardenois et al. D4/134
- D198,442 S * 6/1964 Lardenois et al. D4/134
- D231,506 S * 4/1974 Karabelas et al. D4/134
- 4,500,939 A * 2/1985 Gueret A46B 3/005
15/187
- D301,940 S * 7/1989 Fong D4/132
- D341,718 S * 11/1993 Briganti D4/133
- D411,048 S * 6/1999 Pinon D4/121
- D439,747 S * 4/2001 Harris D4/136
- D453,420 S * 2/2002 Offer D4/132
- D457,729 S * 5/2002 Humphrey D4/114
- D461,961 S * 8/2002 Chen D4/125
- D504,234 S * 4/2005 Kuo D4/133
- D504,776 S * 5/2005 Kuo D4/133
- D508,327 S * 8/2005 Julemont D4/133
- D509,363 S * 9/2005 Kampel D4/133
- D541,534 S * 5/2007 Leung D4/133
- D543,705 S * 6/2007 Leung D4/133
- D562,564 S * 2/2008 King D4/117
- D616,649 S * 6/2010 Lin D30/158
- D638,221 S * 5/2011 Liao D4/100

(Continued)

Primary Examiner — John Windmuller

Assistant Examiner — Steven Czyz

(74) *Attorney, Agent, or Firm* — Misikin & Tsui-Yip LLP; Gloria Tsui-Yip, Esq.

(57) **CLAIM**

The ornamental design for a brush, as shown and described.

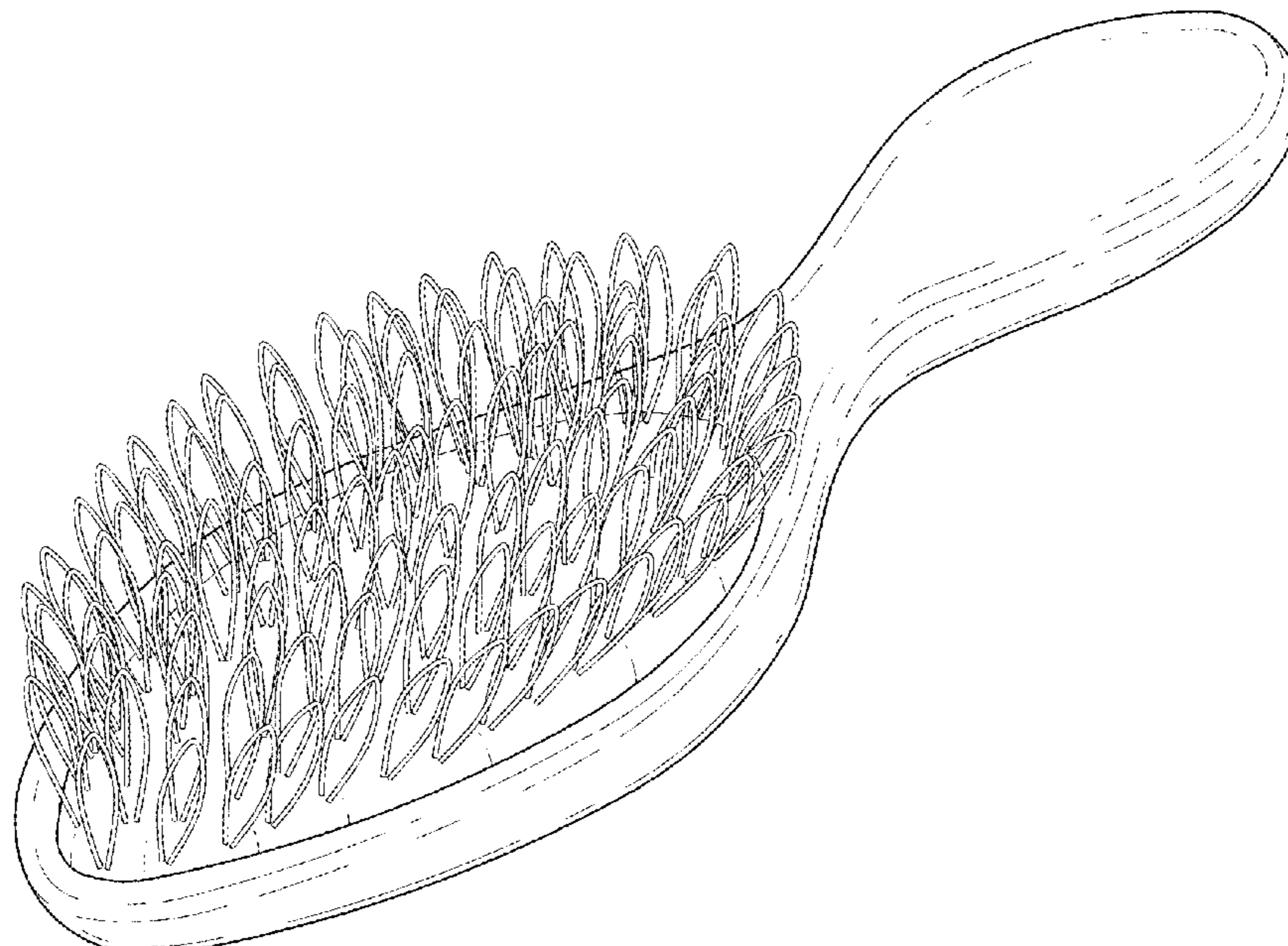
DESCRIPTION

FIG. 1 is a perspective view of my new design; FIG. 2 is a front elevational view thereof; FIG. 3 is a rear elevational view thereof; FIG. 4 is a left side view thereof; FIG. 5 is a right side view thereof; FIG. 6 is a top plan view thereof; and, FIG. 7 is a bottom plan view thereof.

1 Claim, 5 Drawing Sheets

(56) **References Cited**
U.S. PATENT DOCUMENTS

- D28,683 S * 5/1898 LaPierre et al. D4/134
- D30,044 S * 1/1899 LaPierre et al. D4/134
- 1,383,511 A * 7/1921 Baral A46B 9/00
15/176.5
- D75,811 S * 7/1928 Smith et al. D4/134
- D88,805 S * 12/1932 MacInnis et al. 15/167.1
- D126,379 S * 4/1941 Dawson et al. D4/134
- D198,440 S * 6/1964 Lardenois et al. D4/134



(56)

References Cited

U.S. PATENT DOCUMENTS

8,595,885 B1 * 12/2013 Weinstein A46B 9/06
119/612
D721,233 S * 1/2015 Schuler D4/133
D721,502 S * 1/2015 Michel D4/100
D724,849 S * 3/2015 Schuler D4/133
2005/0055788 A1 * 3/2005 Chang A46B 17/06
15/186
2006/0037879 A1 * 2/2006 Christmas A45D 44/18
206/362.1
2007/0180638 A1 * 8/2007 McKay A01K 13/002
15/22.1
2009/0083919 A1 * 4/2009 Taggart A46B 5/00
15/22.2
2009/0188062 A1 * 7/2009 Chudzik A46B 7/023
15/143.1

* cited by examiner

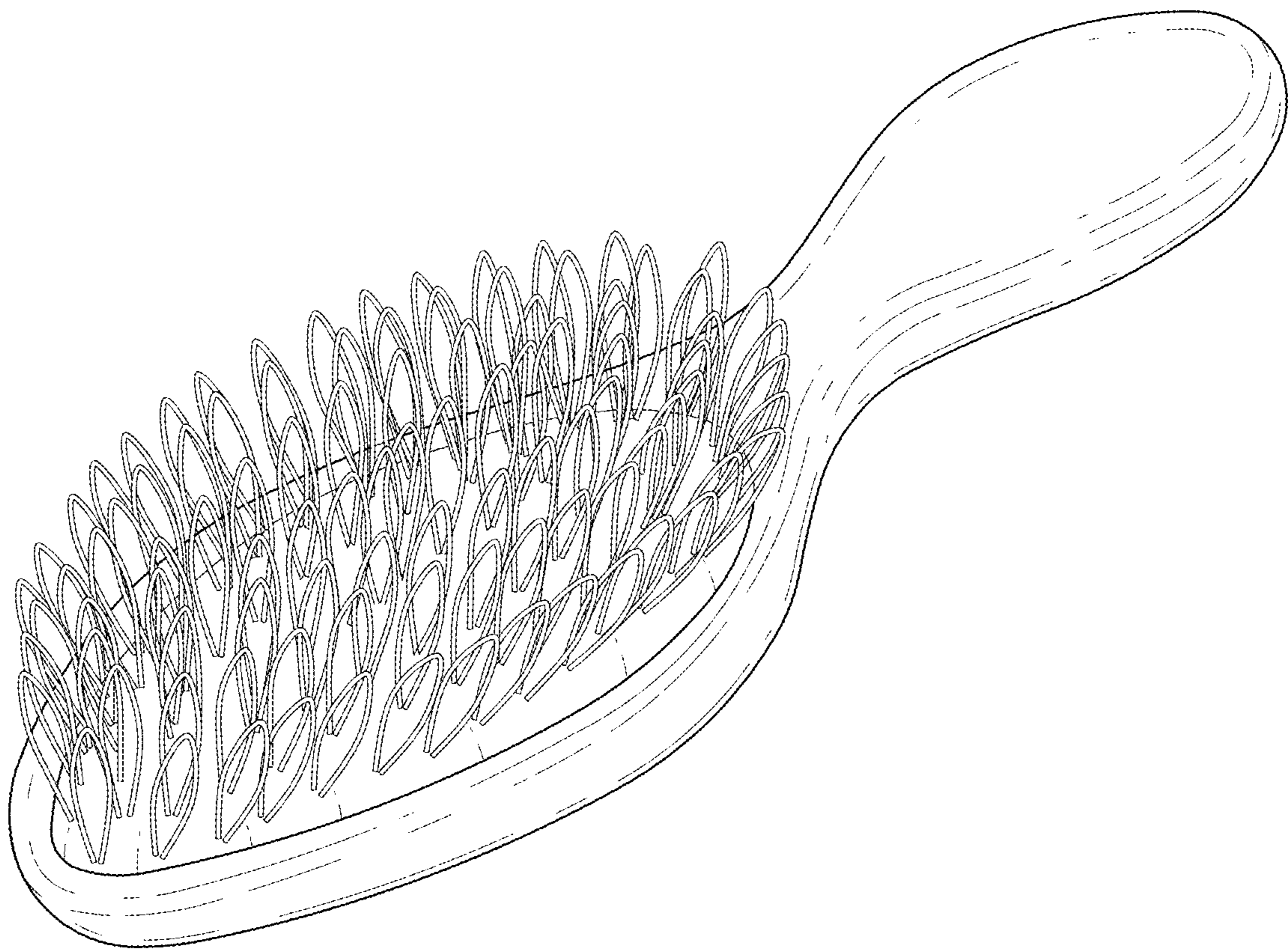


FIG. 1

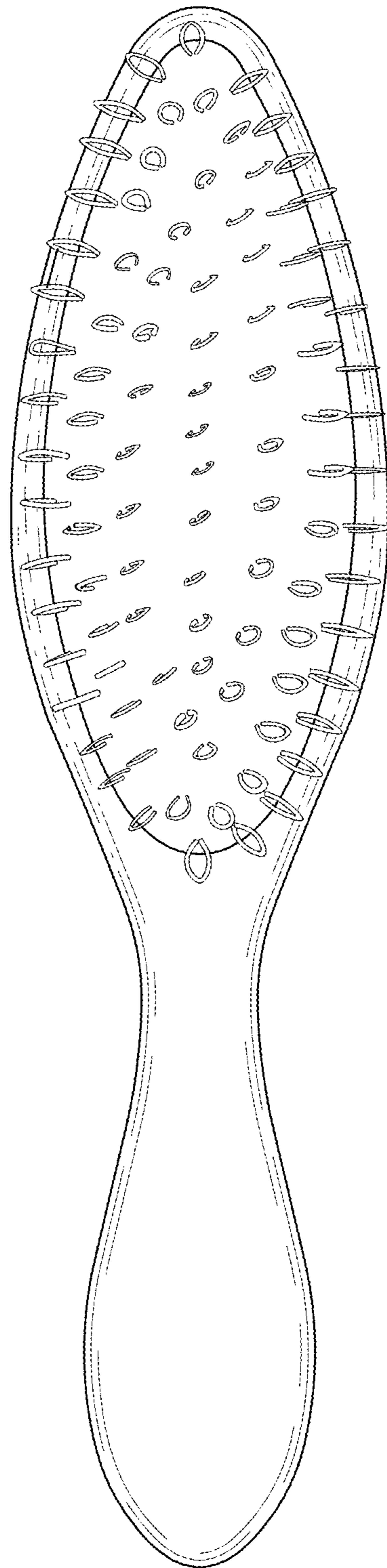


FIG. 2

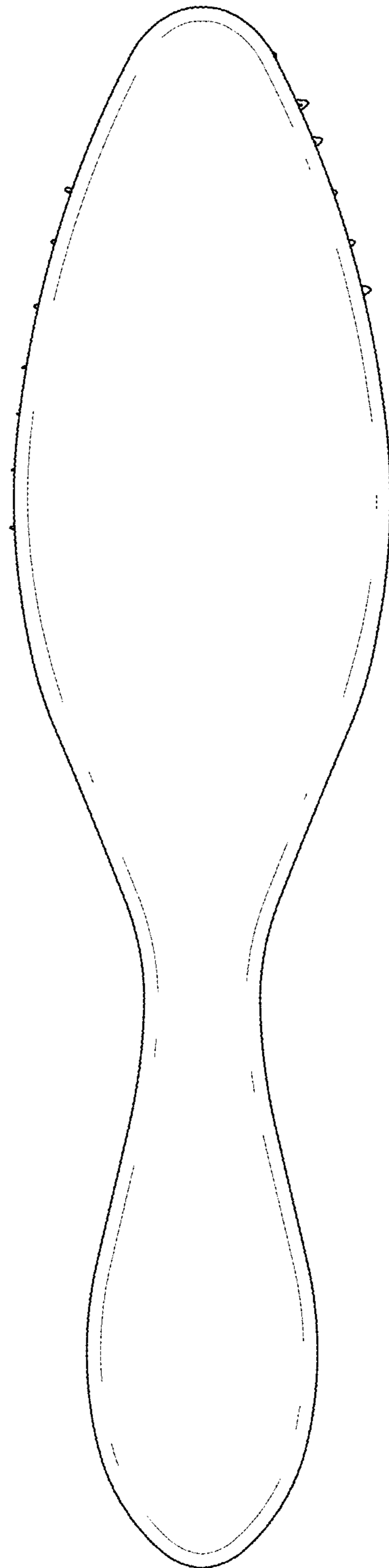


FIG. 3

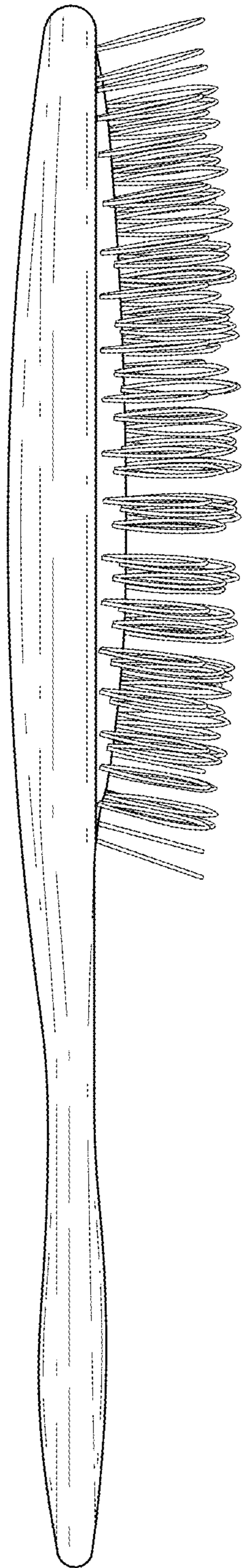


FIG. 4

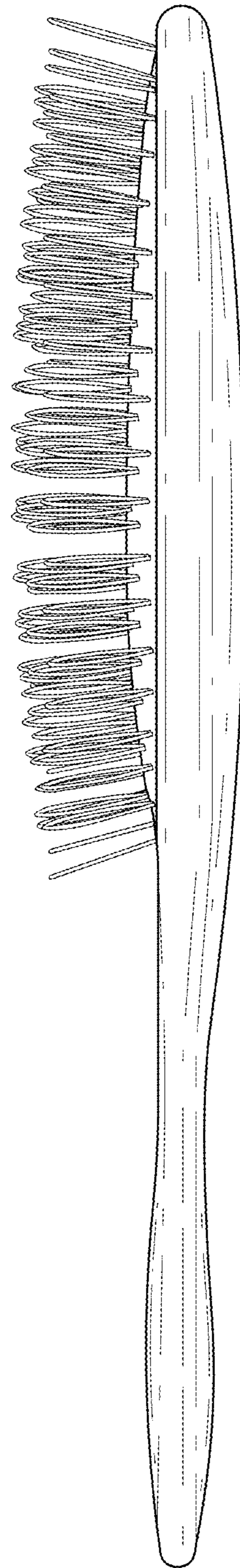


FIG. 5

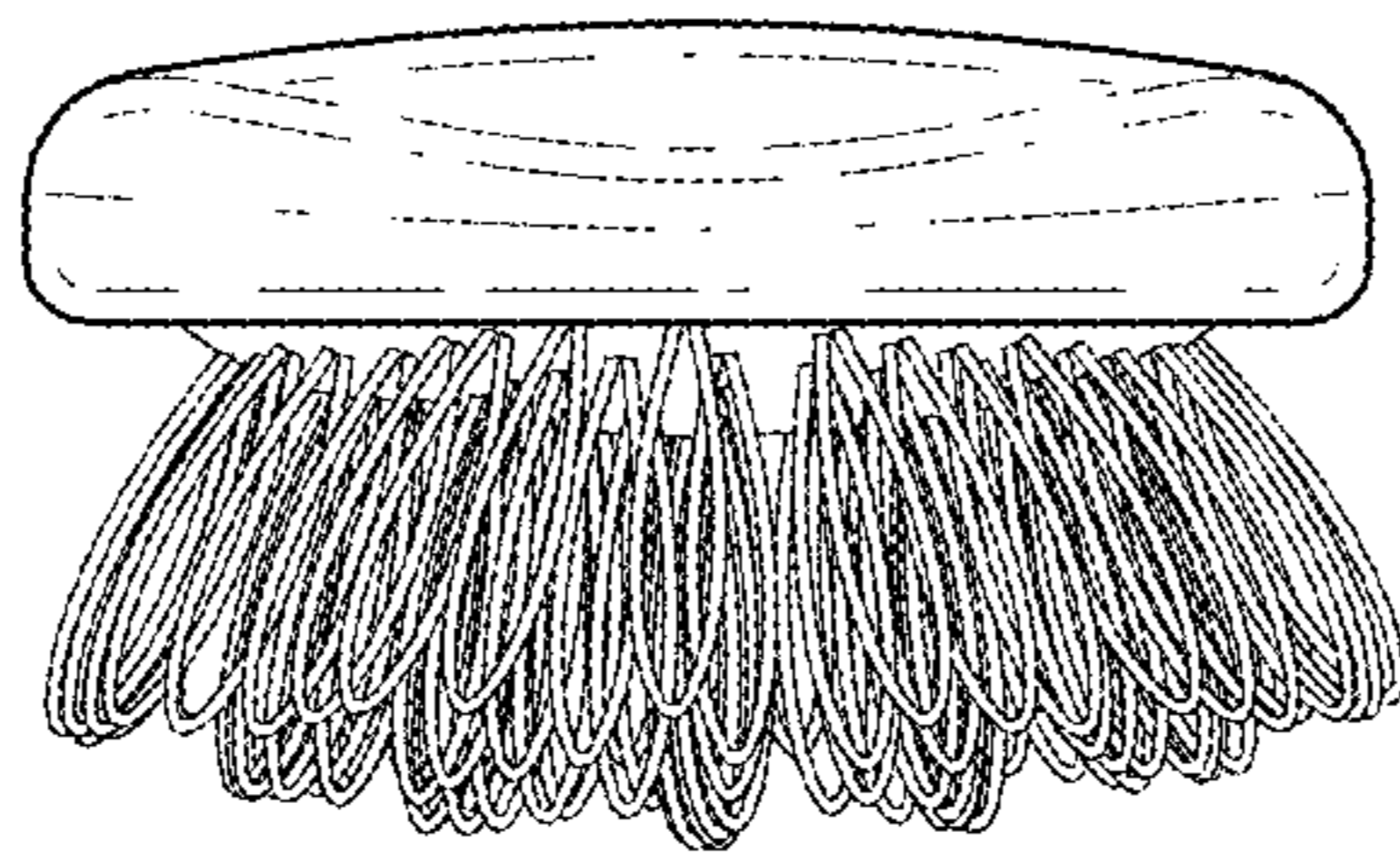


FIG. 6

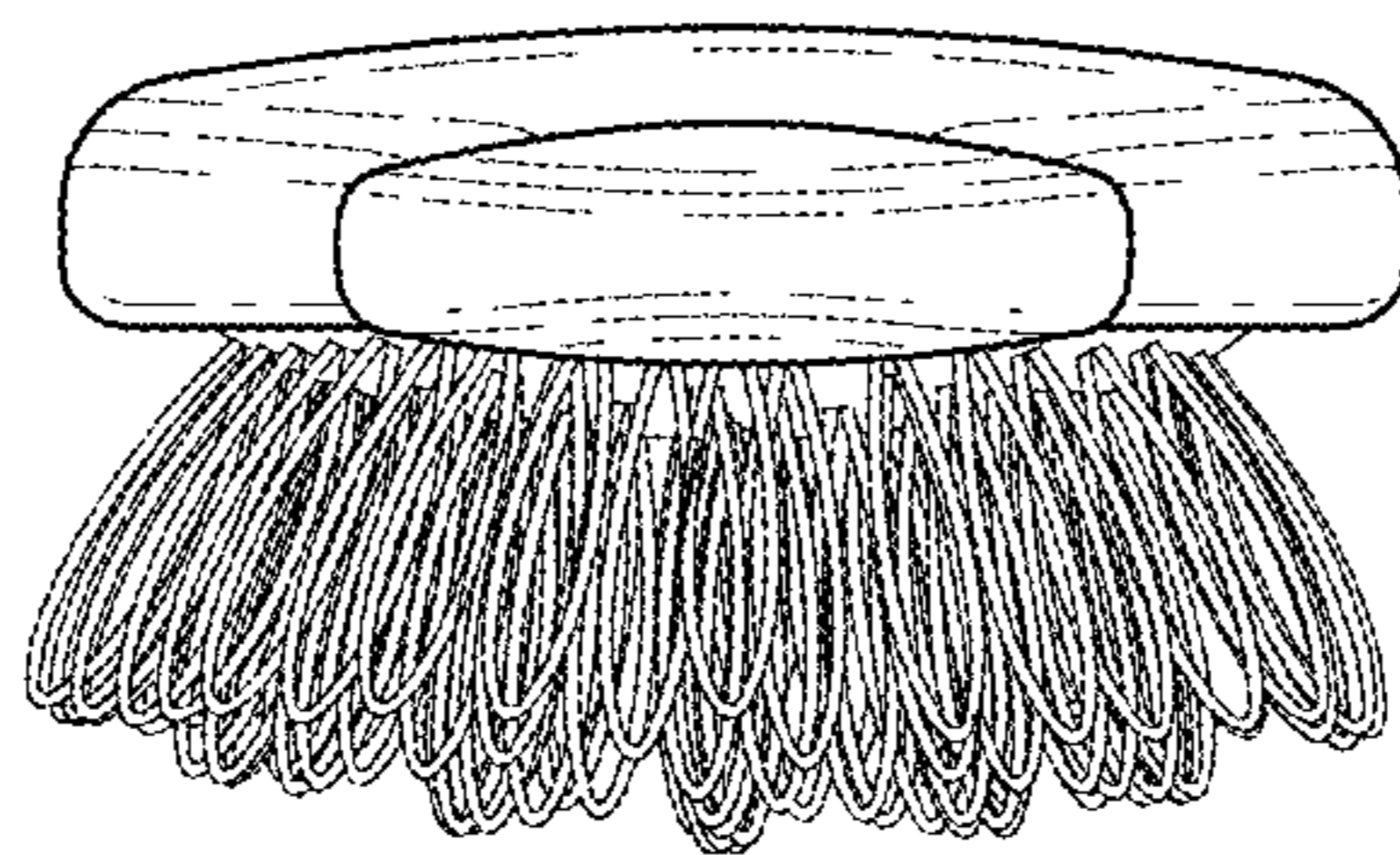


FIG. 7