



US00D783289S

(12) **United States Design Patent**
Moon

(10) **Patent No.:** **US D783,289 S**
(45) **Date of Patent:** **** Apr. 11, 2017**

- (54) **PANEL FOR A SUITCASE**
- (71) Applicant: **FTI GROUP (HOLDING) COMPANY LIMITED**, Grand Cayman (KY)
- (72) Inventor: **Jerry Moon**, Taipei (TW)
- (73) Assignee: **FTI GROUP (HOLDING) COMPANY LIMITED**, Grand Cayman (KY)
- (**) Term: **14 Years**
- (21) Appl. No.: **29/499,512**
- (22) Filed: **Aug. 15, 2014**
- (51) **LOC (10) Cl.** **03-01**
- (52) **U.S. Cl.**
USPC **D3/321**
- (58) **Field of Classification Search**
USPC D3/318, 321, 323, 273, 276, 279, 280, D3/281, 282, 288; D12/163, 165; D23/330, 323, 341, 354, 387, 418
CPC A45C 5/03; A45C 2005/032; A45C 2005/035; A45C 2005/037; A45C 5/04; A45C 5/045; A45C 5/06; A45C 5/08; A45C 5/14; A45C 5/141; A45C 2005/142; A45C 5/146; A45C 5/147; A45C 7/00; A45C 7/0018; A45C 7/0022; A45C 7/0027
See application file for complete search history.

(56) **References Cited**
U.S. PATENT DOCUMENTS

D290,746 S *	7/1987	Whitley, II	D12/317
D293,022 S *	12/1987	Butcher	D23/354
D293,854 S *	1/1988	Gibbs	D3/279
D303,455 S *	9/1989	Uchiyama	D3/279
D334,977 S *	4/1993	Avari	D23/387

D374,927 S *	10/1996	Chabot	D23/386
D412,566 S *	8/1999	Taras	D23/354
D464,718 S *	10/2002	Wilson	D23/341
D633,716 S *	3/2011	Turella-Yuan	D3/279
D644,435 S *	9/2011	Weng	D3/279
D703,435 S *	4/2014	Wile	D3/279
D709,696 S *	7/2014	Wu	D3/279
D711,646 S *	8/2014	Ke	D3/279
D716,555 S *	11/2014	Moon	D3/318
D718,048 S *	11/2014	Hsu	D3/273
D720,928 S *	1/2015	Roncato	D3/279
D732,823 S *	6/2015	Baron	D3/276
2011/0284334 A1 *	11/2011	Cheng	A45C 13/002 190/18 A
2015/0027835 A1 *	1/2015	Moon	A45C 5/03 190/119
2015/0250277 A1 *	9/2015	Tsui	A45C 5/146 190/18 A
2016/0051022 A1 *	2/2016	Morszeck	A45C 5/02 190/18 A

* cited by examiner

Primary Examiner — Karen S Acker
Assistant Examiner — Wendy Arminio
(74) *Attorney, Agent, or Firm* — Rabin & Berdo, P.C.

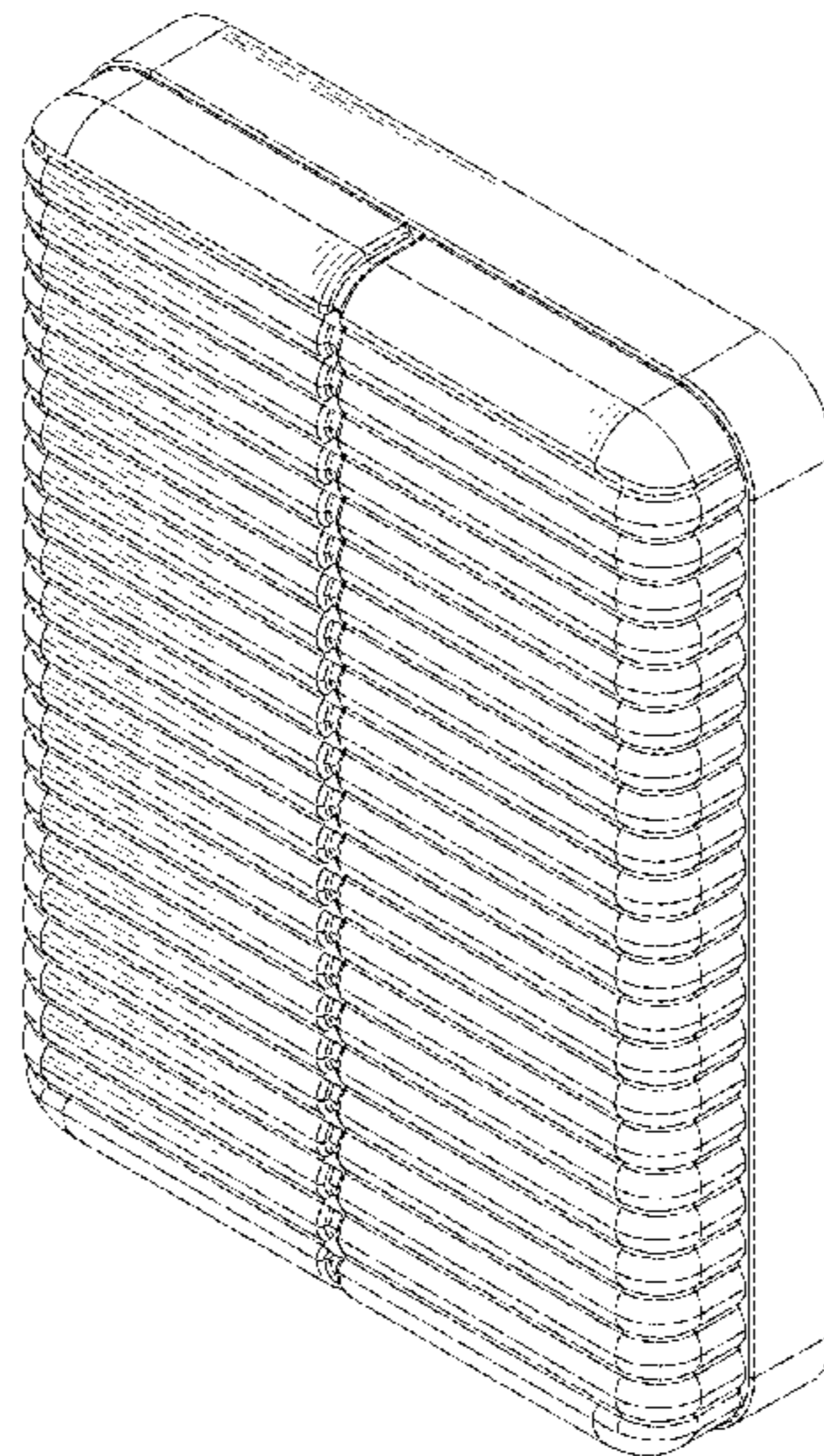
(57) **CLAIM**

The ornamental design for a panel for a suitcase, as shown and described.

DESCRIPTION

FIG. 1 is a front perspective view of a panel for a suitcase showing my new design;
FIG. 2 is a front view thereof;
FIG. 3 is a rear view thereof;
FIG. 4 is a left side view thereof;
FIG. 5 is a right side view thereof;
FIG. 6 is a top view thereof;
FIG. 7 is a bottom view thereof; and,
FIG. 8 is a rear perspective view thereof.

1 Claim, 6 Drawing Sheets



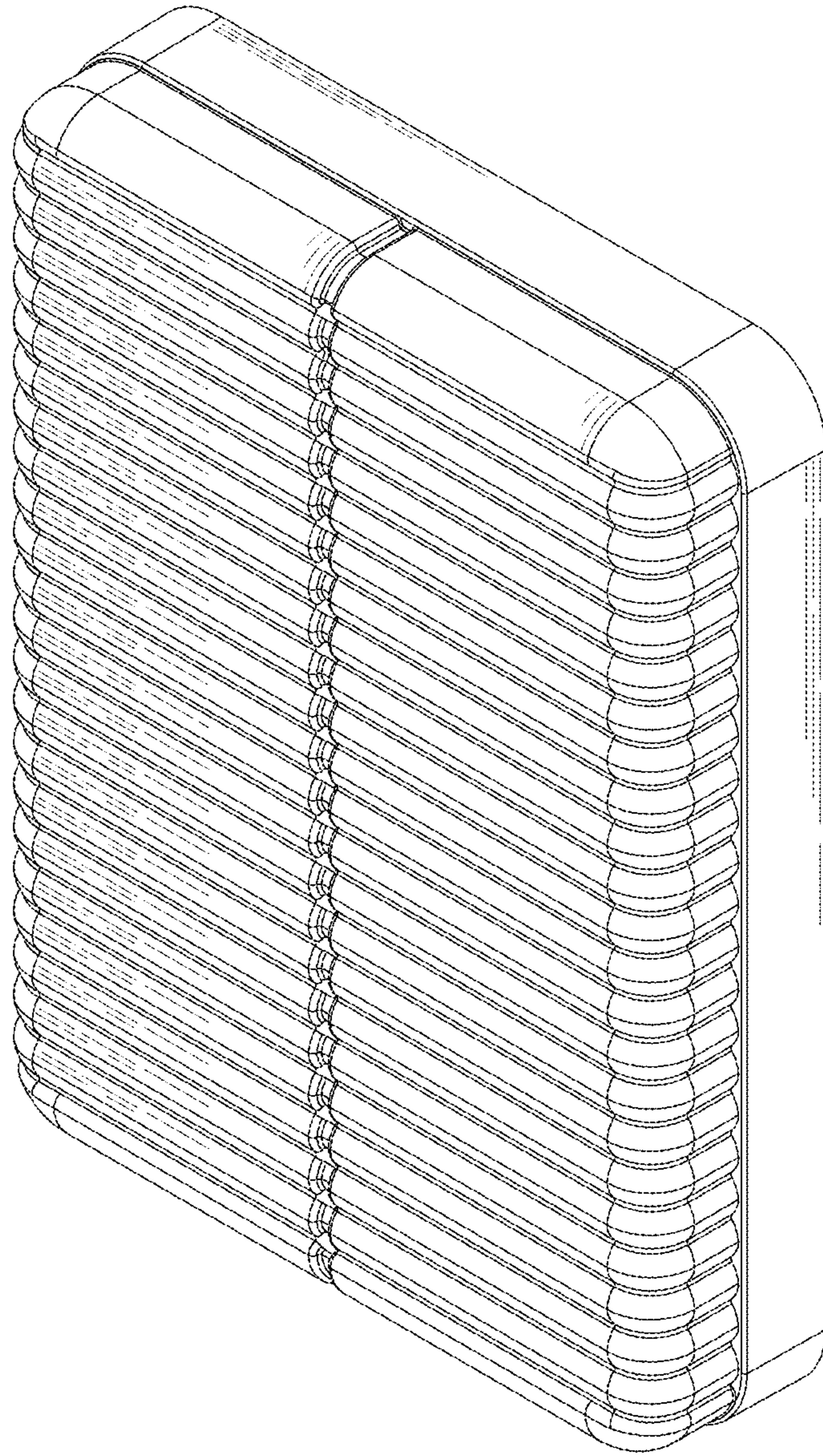


FIG. 1

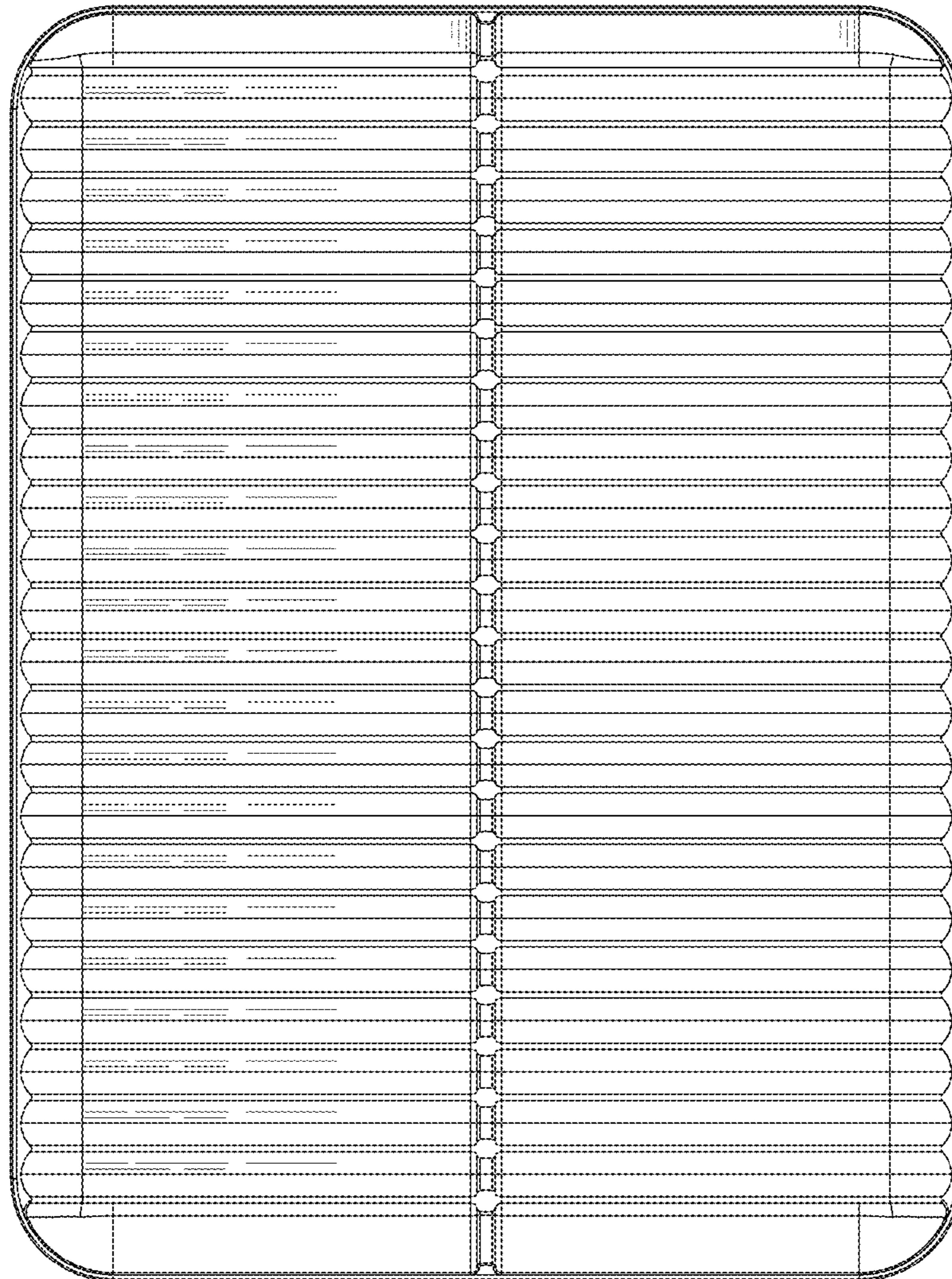


FIG. 2

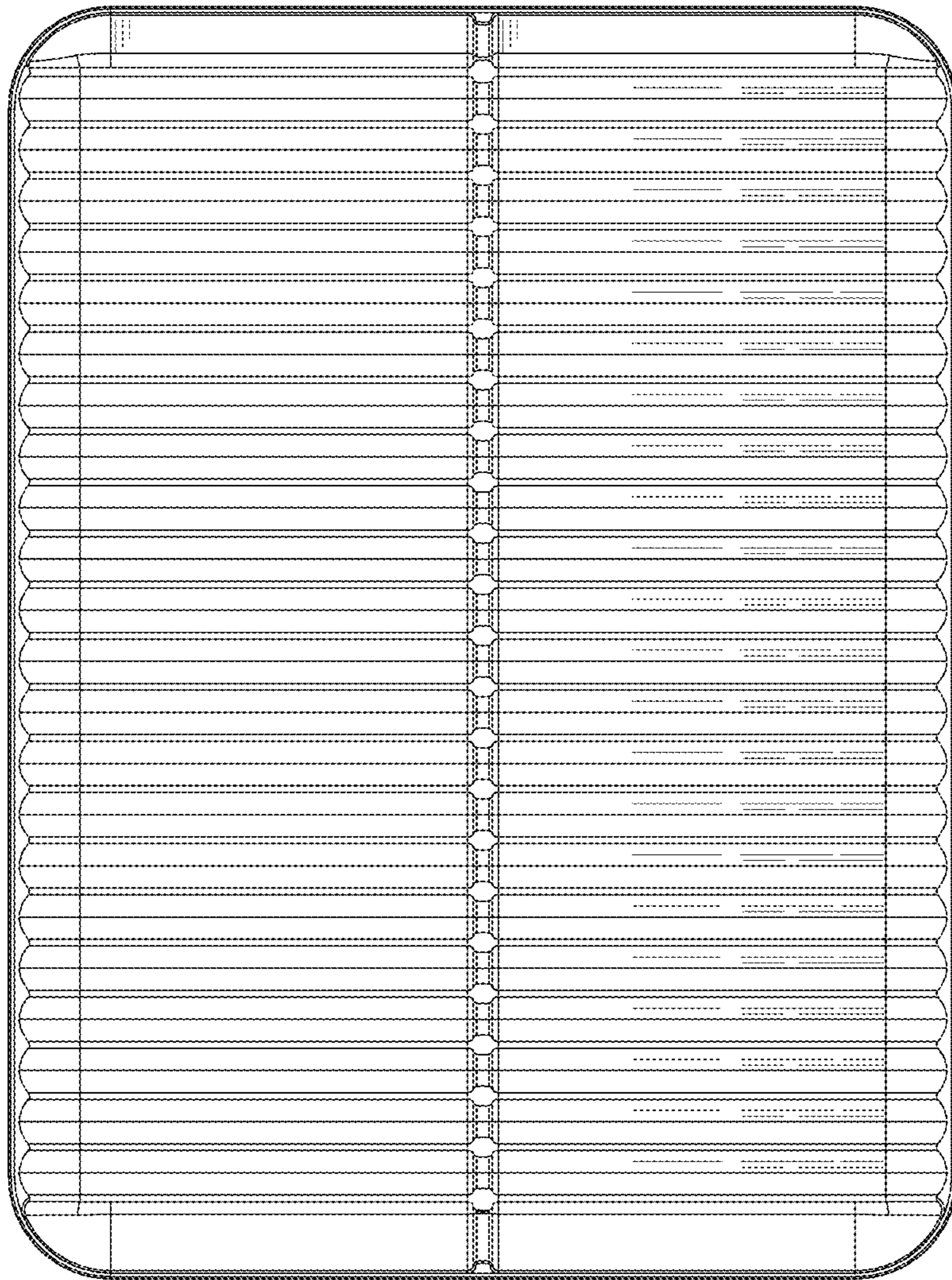


FIG. 3

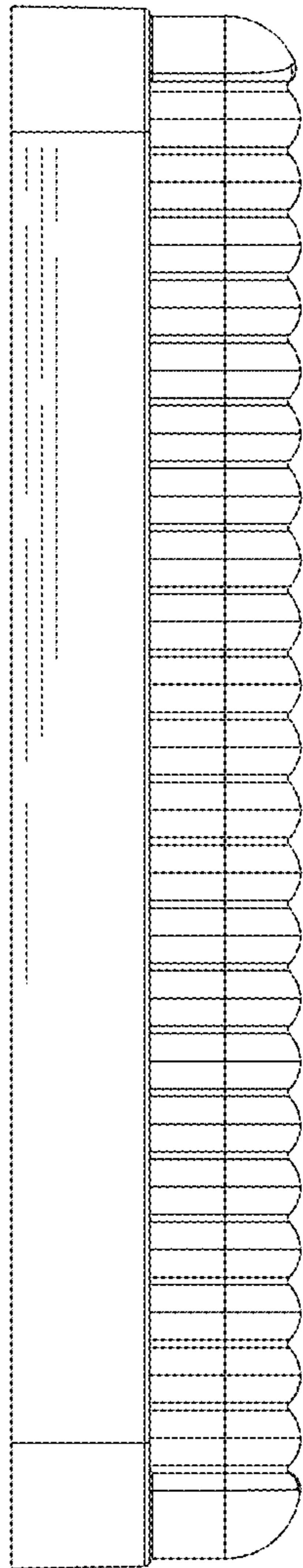


FIG. 4

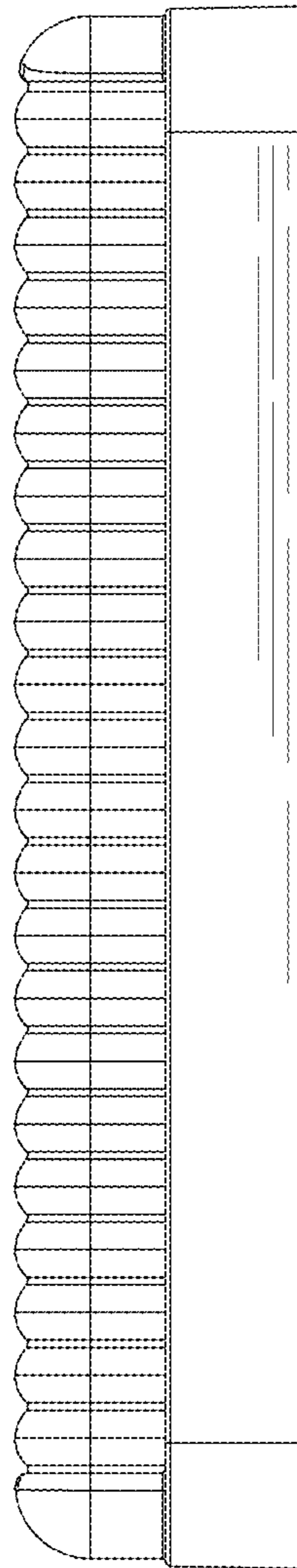


FIG. 5

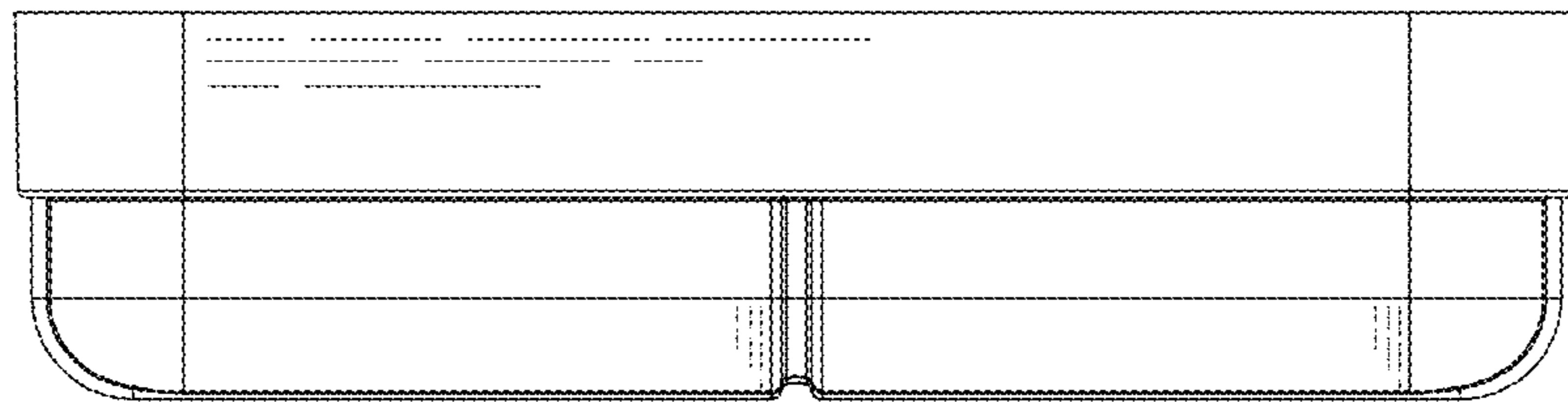


FIG. 6

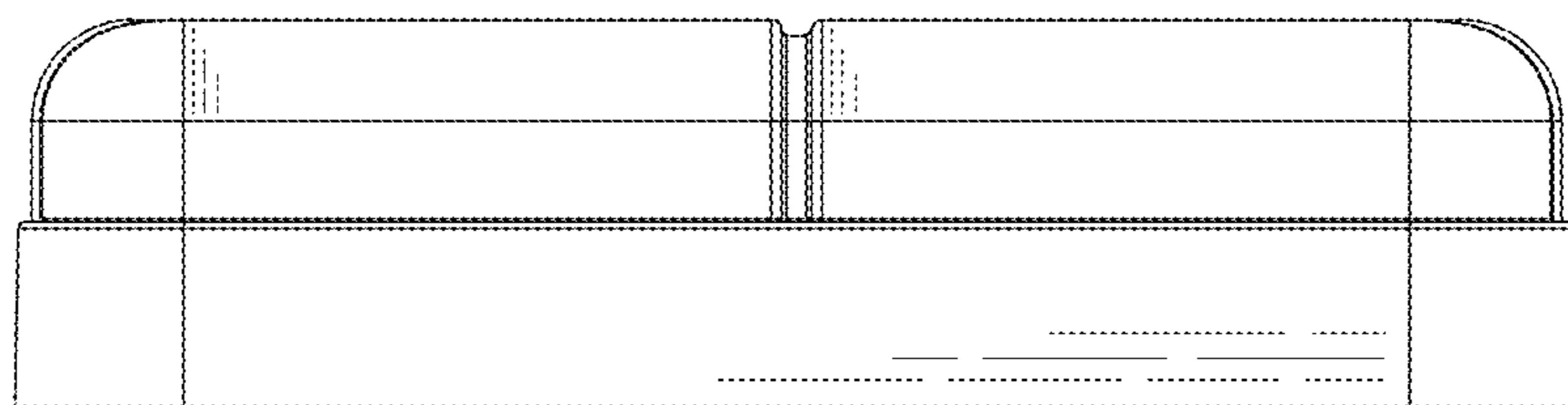


FIG. 7

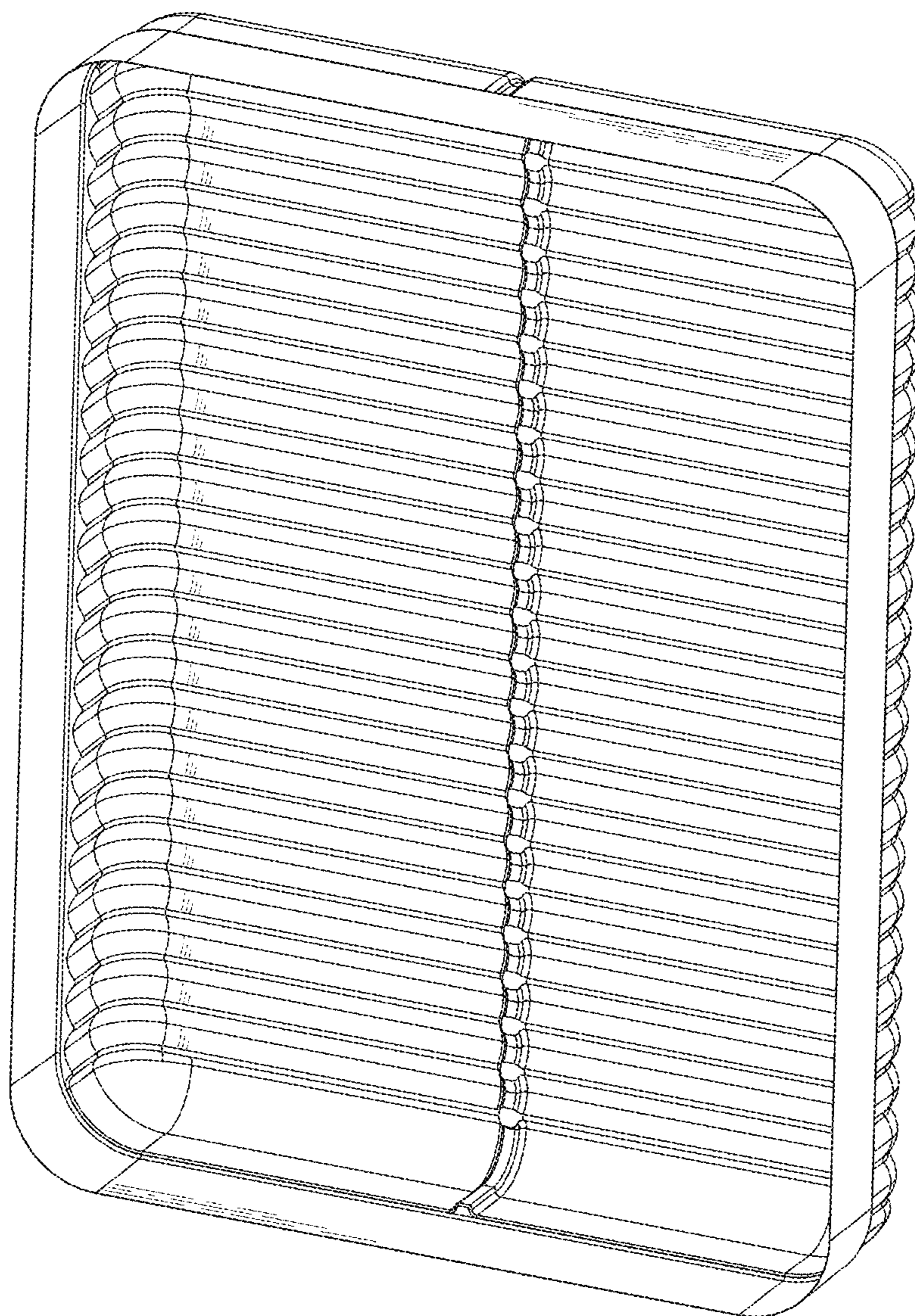


FIG. 8