



US00D783278S

(12) **United States Design Patent** (10) **Patent No.:** **US D783,278 S**  
**Guyon et al.** (45) **Date of Patent:** **\*\* \*Apr. 11, 2017**

- (54) **HANDBAG**
- (71) Applicant: **S.A.S. JEAN CASSEGRAIN**, Paris (FR)
- (72) Inventors: **Isabelle Guyon**, Paris (FR); **Sophie Delafontaine**, Versailles (FR); **Philippe Cassegrain**, Paris (FR)
- (73) Assignee: **S.A.S. JEAN CASSEGRAIN**, Paris (FR)
- (\*) Notice: This patent is subject to a terminal disclaimer.
- (\*\*) Term: **15 Years**

D501,596 S	2/2005	Cassegrain
D501,599 S	2/2005	Guyon
D504,015 S	4/2005	Delafontaine
D504,227 S	4/2005	Delafontaine
D530,083 S	10/2006	Guyon
D530,508 S	10/2006	Delafontaine
D530,509 S	10/2006	Delafontaine
D530,511 S	10/2006	Guyon
D530,909 S	10/2006	Cassegrain
D530,910 S	10/2006	Guyon
D535,474 S	1/2007	Guyon
D536,523 S	2/2007	Guyon
D593,320 S	6/2009	Guyon et al.
D594,652 S	6/2009	Guyon et al.
D613,058 S	4/2010	Guyon et al.
D634,118 S	3/2011	Guyon et al.
D649,780 S	* 12/2011	Fendi ..... D3/245

(Continued)

- (21) Appl. No.: **29/532,160**
- (22) Filed: **Jul. 2, 2015**
- (30) **Foreign Application Priority Data**  
Jul. 1, 2015 (EP) ..... 002609263
- (51) **LOC (10) Cl.** ..... **03-01**
- (52) **U.S. Cl.**  
USPC ..... **D3/245**
- (58) **Field of Classification Search**  
USPC ..... D3/232-233, 240-243, 245-246  
CPC ..... A45C 1/024; A45C 3/06  
See application file for complete search history.

- (56) **References Cited**  
**U.S. PATENT DOCUMENTS**  
D452,073 S 12/2001 Cassegrain  
D489,892 S 5/2004 Cassegrain  
D489,893 S 5/2004 Guyon  
D489,894 S 5/2004 Guyon  
D489,895 S 5/2004 Guyon  
D489,896 S 5/2004 Cassegrain  
D489,897 S 5/2004 Guyon  
D495,486 S 9/2004 Cassegrain

**OTHER PUBLICATIONS**

Book Collection, Memphis, Automne, LongChamp, Paris, 2015, pp. 1-67.

*Primary Examiner* — Holly Baynham  
(74) *Attorney, Agent, or Firm* — Gottlieb, Rackman & Reisman P.C.


(57) **CLAIM**

The ornamental design for a handbag, as shown and described.

**DESCRIPTION**

FIG. 1 is a front elevational view of the handbag showing our new design;  
FIG. 2 is a top plan view thereof;  
FIG. 3 is a right side elevational view thereof,  
FIG. 4 is a left side elevational view thereof;  
FIG. 5 is a rear elevational view thereof; and,  
FIG. 6 is a bottom plan view thereof.  
The broken lines in FIGS. 1-6 show the stitching and are part of the claimed design.

**1 Claim, 4 Drawing Sheets**



(56)

**References Cited**

U.S. PATENT DOCUMENTS

D658,873 S	5/2012	Guyon et al.	
D670,907 S	11/2012	Guyon et al.	
D670,908 S	11/2012	Guyon et al.	
D674,602 S *	1/2013	Gerbi .....	D3/245
D698,146 S *	1/2014	Deneve .....	D3/245
D721,889 S *	2/2015	Simons .....	D3/245
D728,227 S *	5/2015	Hawkes .....	D3/245
D730,043 S *	5/2015	Morelli .....	D3/245
D745,779 S *	12/2015	Kuster .....	D3/245
D756,113 S *	5/2016	Slimane .....	D3/232
D761,018 S *	7/2016	Gamble .....	D3/245

\* cited by examiner

FIG. 1



FIG. 2

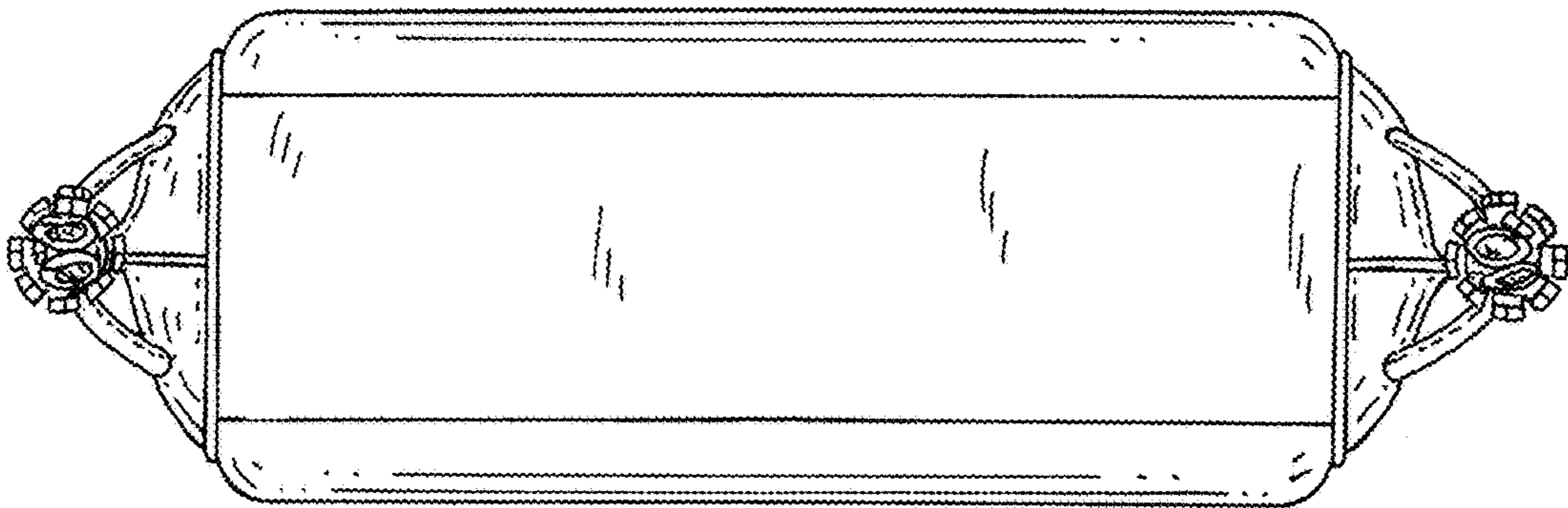
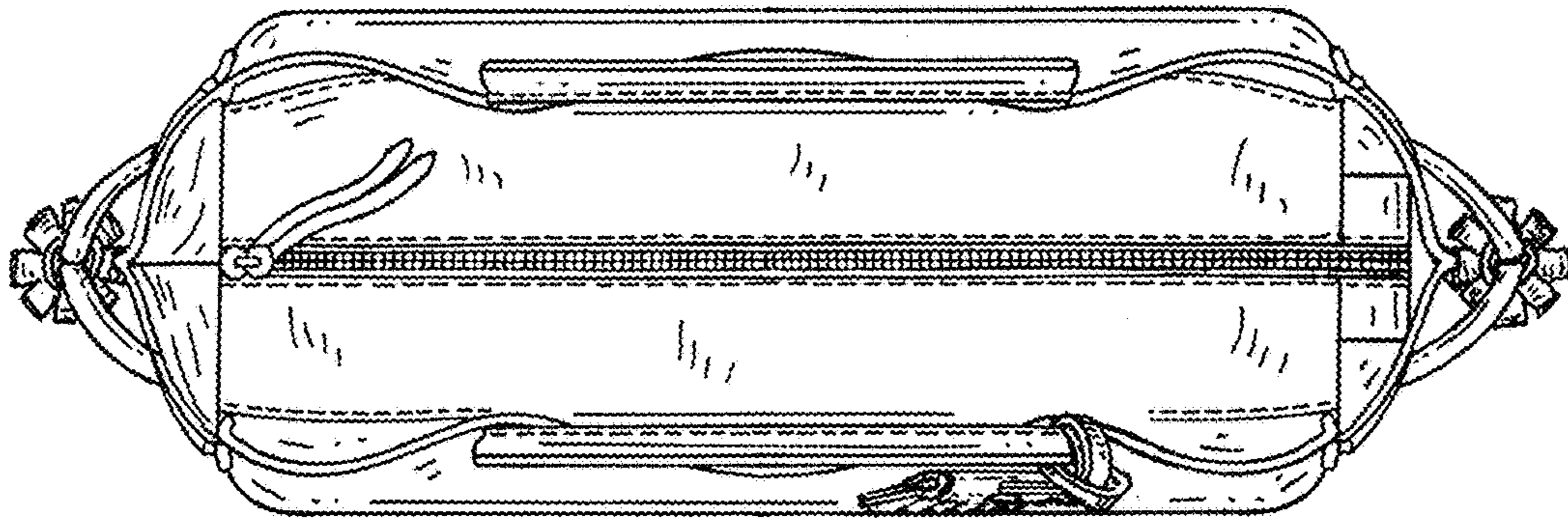


FIG. 6

FIG. 3

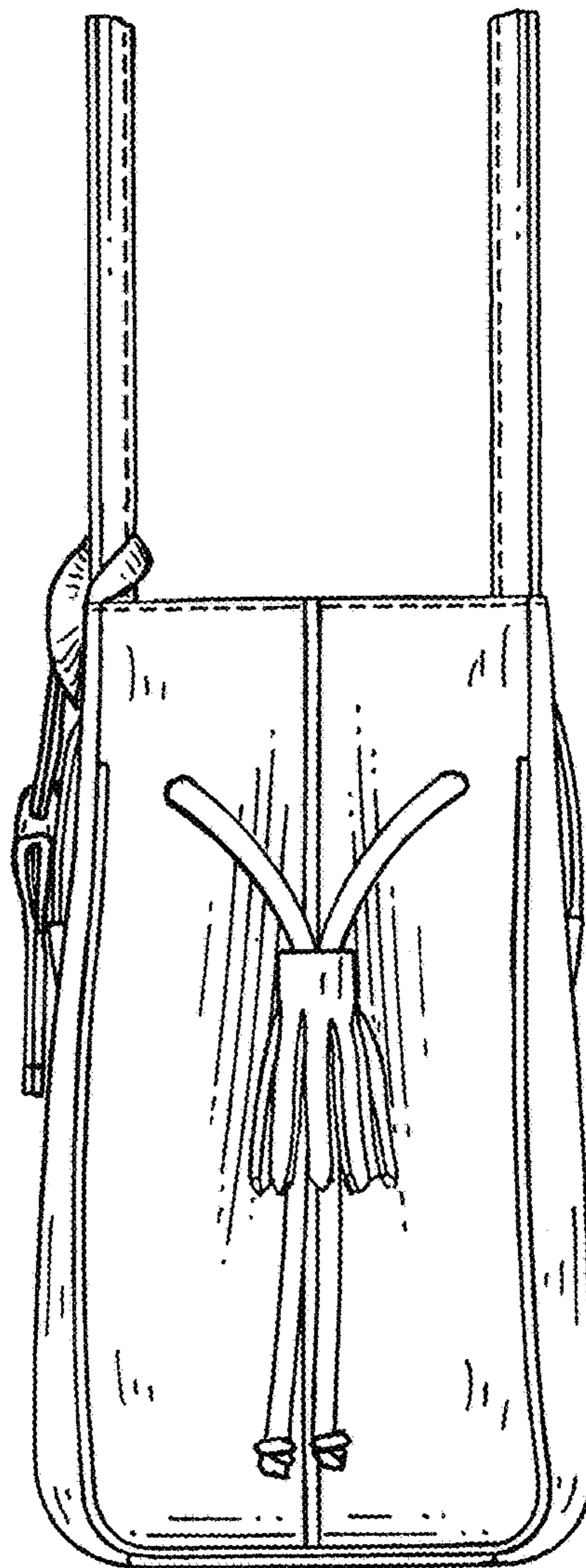
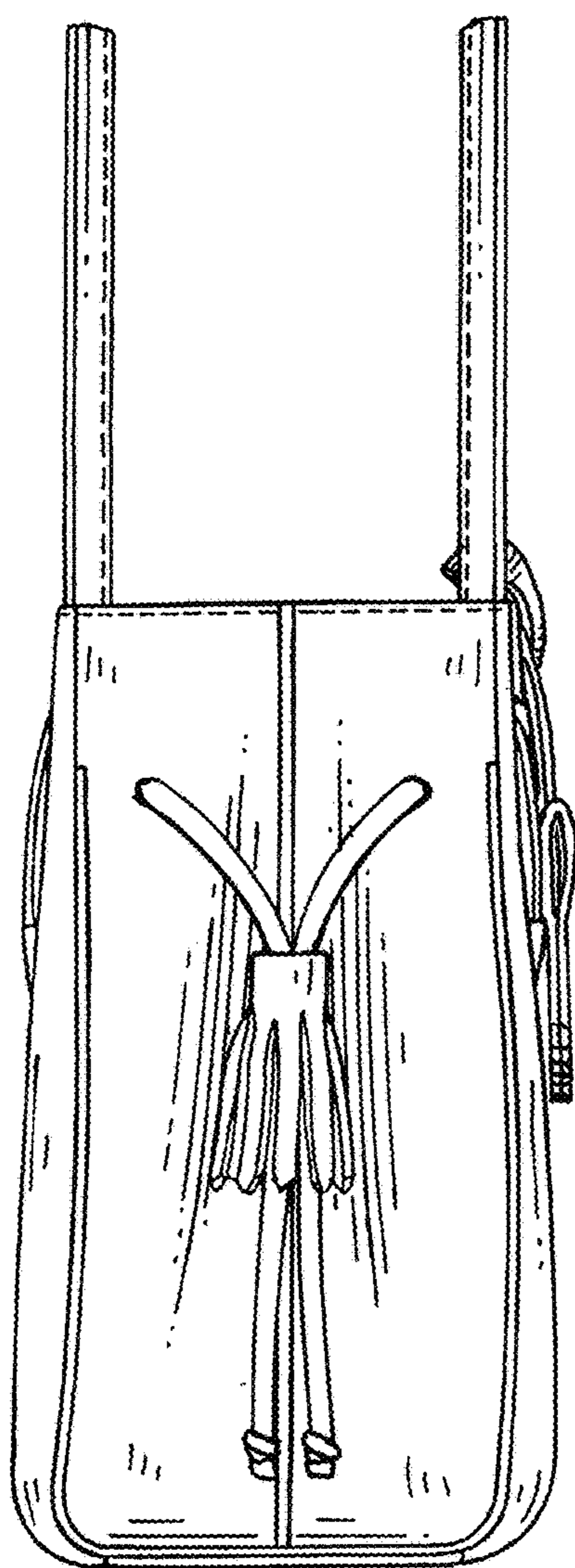


FIG. 4

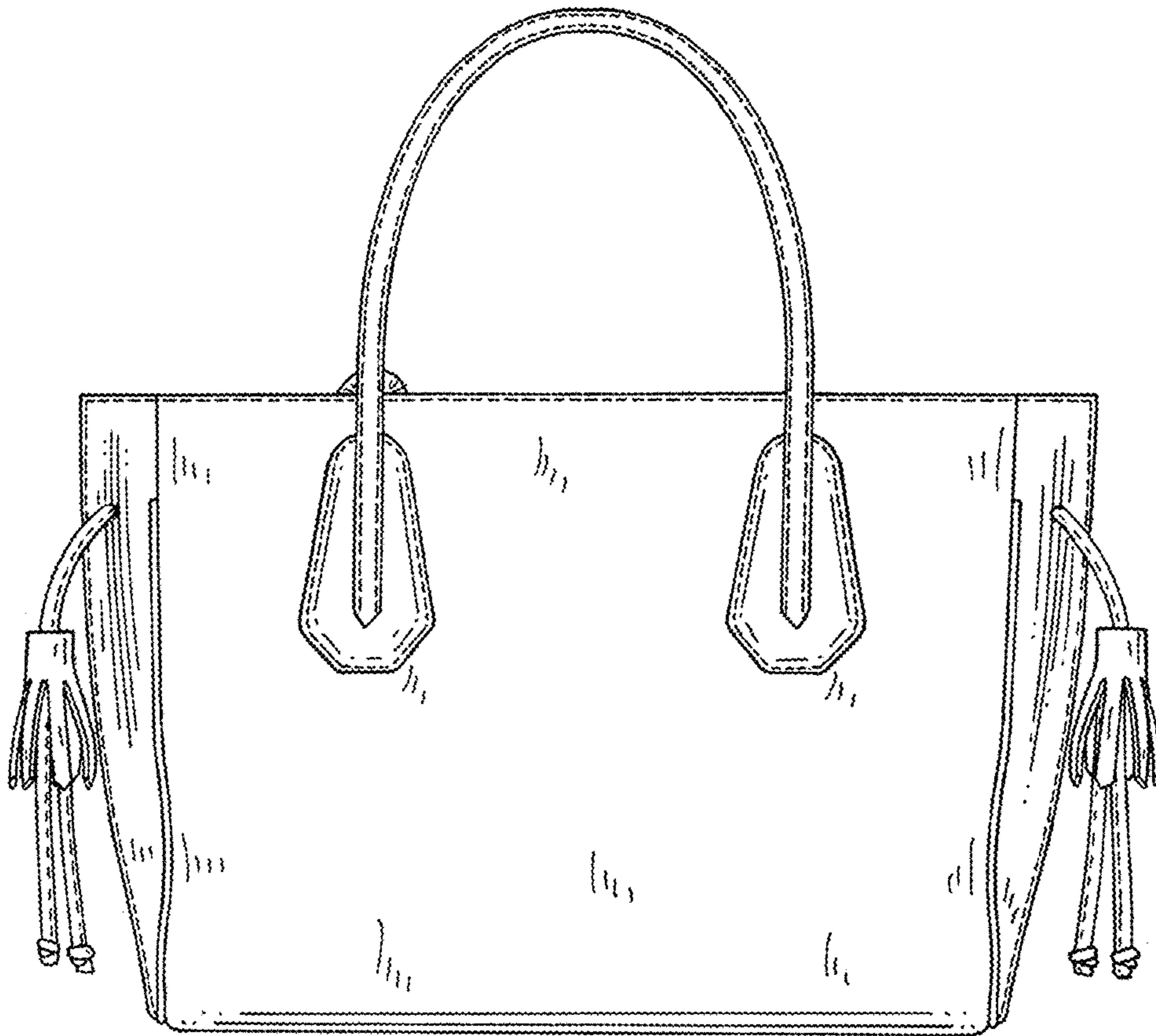


FIG. 5