



US00D783267S

(12) **United States Design Patent**
Birnbaum

(10) **Patent No.:** **US D783,267 S**

(45) **Date of Patent:** **** Apr. 11, 2017**

- (54) **ERGONOMIC WALKING CANE**
- (71) Applicant: **Bernardo Birnbaum**, Miami, FL (US)
- (72) Inventor: **Bernardo Birnbaum**, Miami, FL (US)
- (**) Term: **15 Years**
- (21) Appl. No.: **29/530,784**
- (22) Filed: **Jun. 19, 2015**
- (51) **LOC (10) Cl.** **03-03**
- (52) **U.S. Cl.**
USPC **D3/12**
- (58) **Field of Classification Search**
USPC D3/5, 7, 10, 12, 14, 16; D8/300, 303,
D8/315; D12/133; 135/65, 66, 67, 70,
135/72, 76
CPC A45B 9/00; A45B 3/00; A45B 9/02; A61H
3/00; A61H 3/02; A61H 3/0288
See application file for complete search history.

- 5,390,687 A * 2/1995 Tsai A61H 3/02
135/65
- 5,794,638 A * 8/1998 Richey A61H 3/02
135/65
- 5,806,548 A * 9/1998 Goldstein A61H 3/02
135/65
- D517,795 S * 3/2006 Mival D3/12
- D518,630 S * 4/2006 Mival D3/12
- 7,104,271 B2 * 9/2006 Larson A61H 3/02
135/72
- 7,445,016 B1 * 11/2008 Ortiz A45B 9/02
135/65
- 7,600,523 B1 * 10/2009 Hawkesworth A61H 3/0277
135/65
- D621,602 S * 8/2010 White D3/12
- D625,510 S * 10/2010 Muller D3/12
- 8,033,488 B2 * 10/2011 Grah A61J 7/0007
241/169.1

(Continued)

Primary Examiner — Karen Kearney
Assistant Examiner — Steven Czyz
 (74) *Attorney, Agent, or Firm* — Jesus Sanchelima, Esq.;
 Christian Sanchelima, Esq.; Sanchelima & Associates,
 P.A.

(56) **References Cited**
 U.S. PATENT DOCUMENTS

- 2,618,986 A * 11/1952 Hungerford B62K 21/26
138/148
- D199,720 S * 12/1964 Wainerdi et al. 135/76
- 4,044,784 A * 8/1977 Smith A45B 7/00
135/65
- 4,528,998 A * 7/1985 Gamm A45B 9/00
135/75
- 4,601,302 A * 7/1986 Breen A45B 9/00
135/66
- 4,616,668 A * 10/1986 Battiston A45B 9/00
135/75
- 4,730,632 A * 3/1988 Mace A45B 9/02
135/72
- 4,834,127 A * 5/1989 Van Sice A45B 9/02
135/72
- 5,238,013 A * 8/1993 Battiston A45B 9/04
135/75

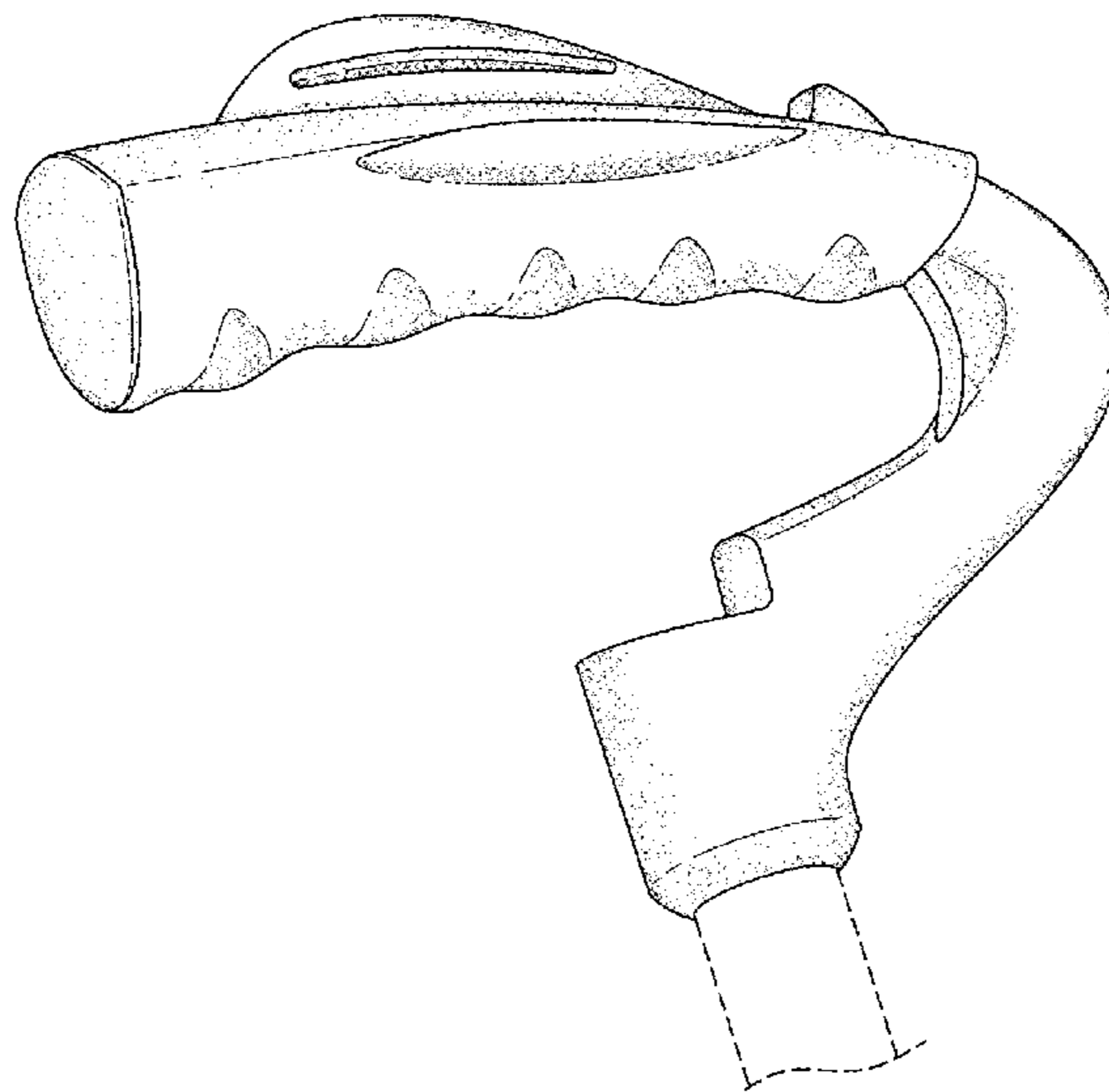
(57) **CLAIM**

The ornamental design for an ergonomic walking cane, as shown and described.

DESCRIPTION

FIG. 1 is an isometric view of an ergonomic walking cane showing my new design;
 FIG. 2 is a front view thereof;
 FIG. 3 is a rear view thereof;
 FIG. 4 is a top view thereof;
 FIG. 5 is bottom view thereof;
 FIG. 6 is a left side view thereof; and,
 FIG. 7 is a rear view thereof.
 The broken lines depict portions of the article that form no part of the claimed design.

1 Claim, 4 Drawing Sheets



(56)

References Cited

U.S. PATENT DOCUMENTS

2007/0267053	A1 *	11/2007	Meyers	A45B 9/02 135/65
2008/0053501	A1 *	3/2008	Wilson	A45B 1/00 135/65
2009/0229642	A1 *	9/2009	Hutt	A45B 1/04 135/66
2010/0154849	A1 *	6/2010	Schulz	A45B 9/02 135/65
2012/0031447	A1 *	2/2012	Lai	A45B 3/00 135/75

* cited by examiner

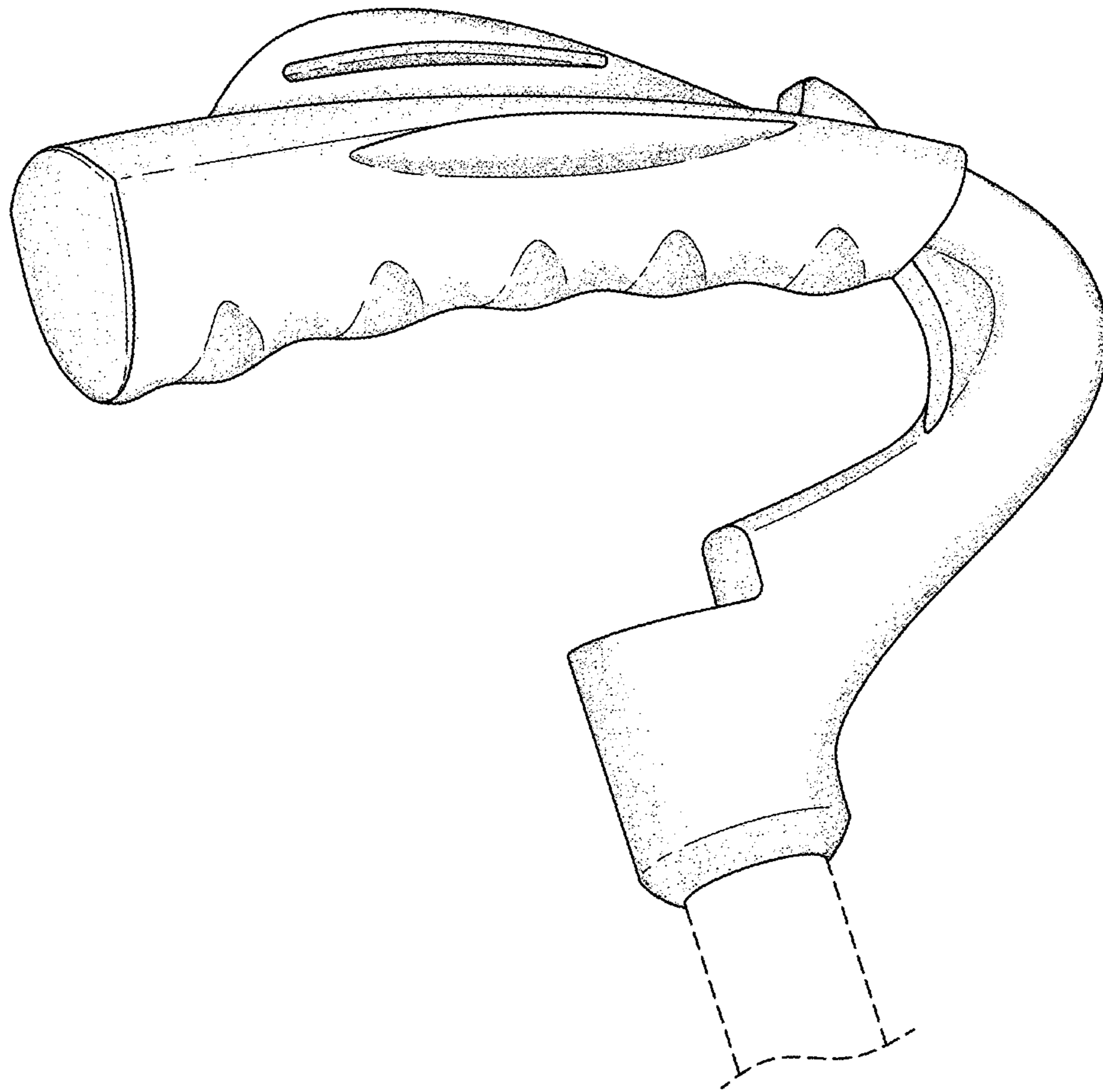


FIG. 1

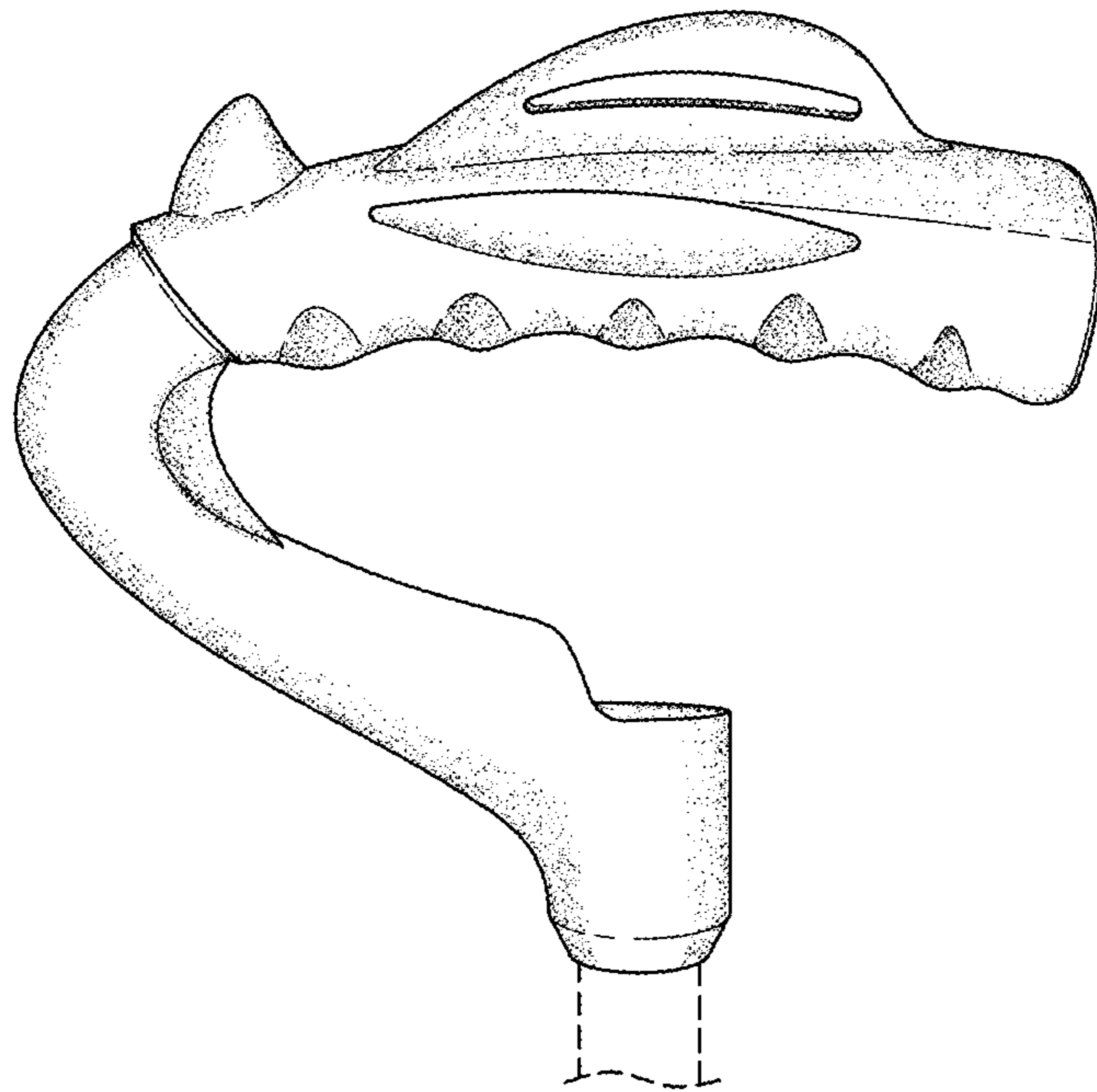


FIG. 2

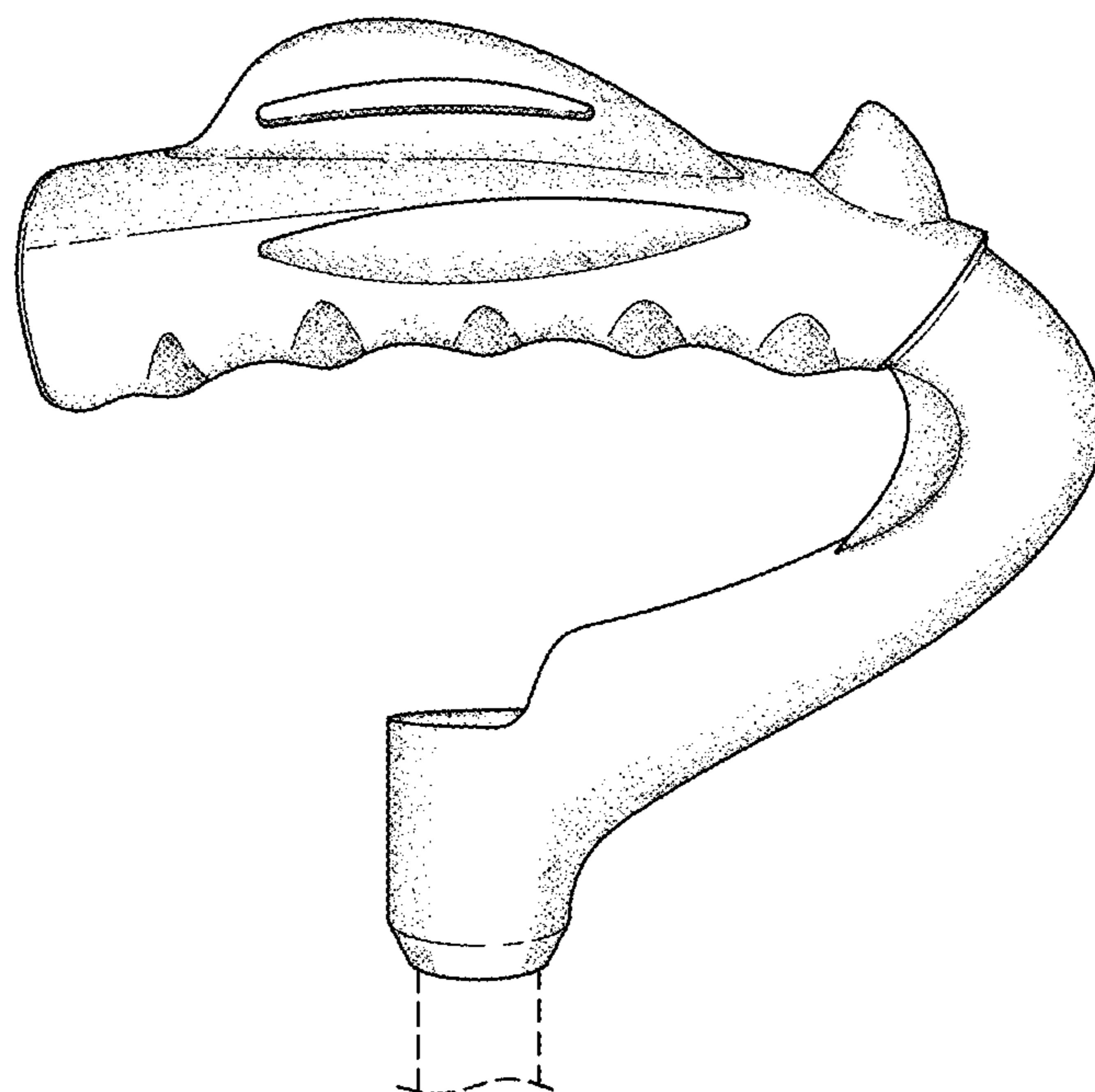


FIG. 3

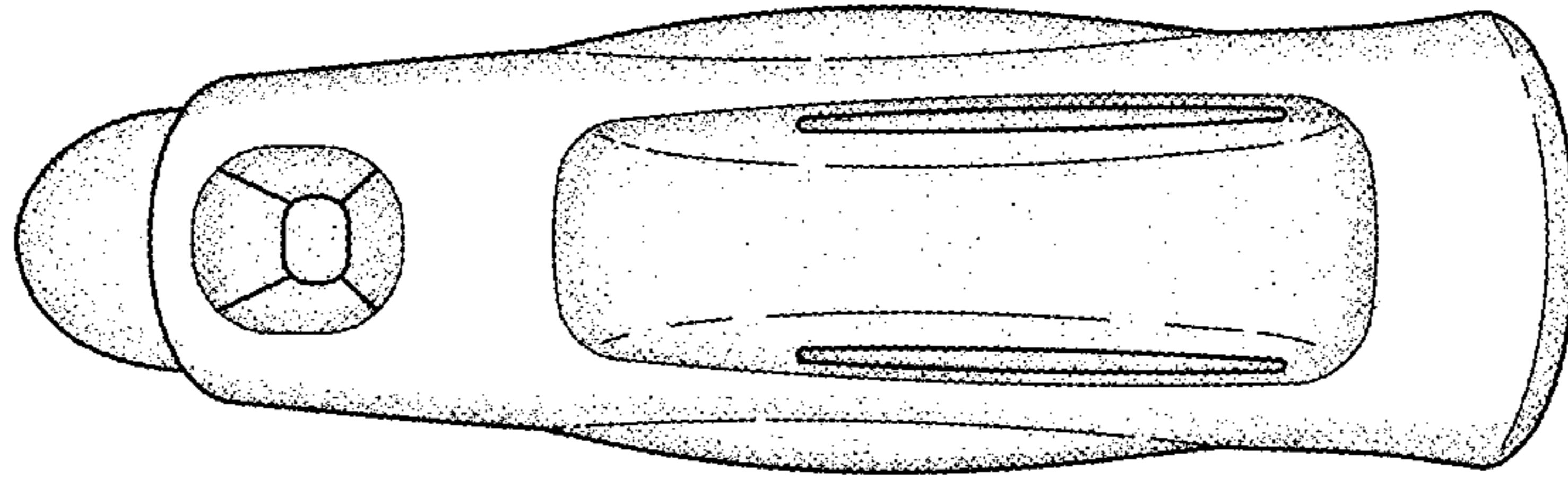


FIG. 4

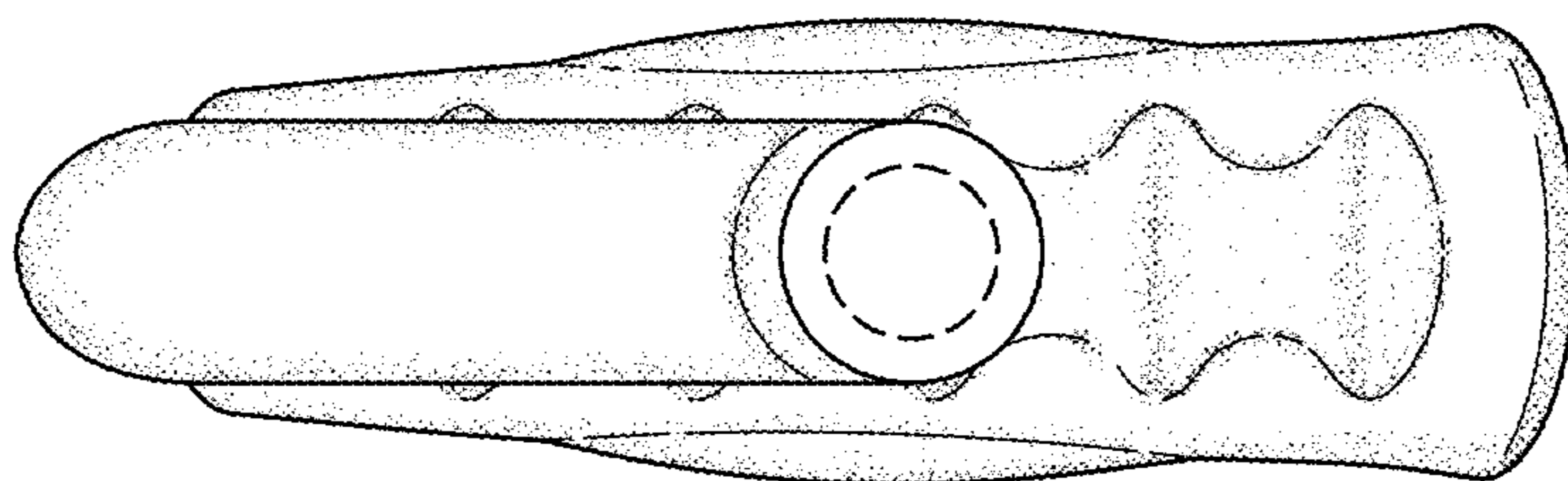


FIG. 5




FIG. 6




FIG. 7