



US00D783262S

(12) **United States Design Patent** (10) **Patent No.:** **US D783,262 S**  
**Shyllon** (45) **Date of Patent:** **\*\* Apr. 11, 2017**

(54) **SHOE UPPER**  
(71) Applicant: **NIKE, Inc.**, Beaverton, OR (US)  
(72) Inventor: **Tamimu A. Shyllon**, Portland, OR (US)  
(73) Assignee: **NIKE, Inc.**, Beaverton, OR (US)  
(\*\*) Term: **15 Years**  
(21) Appl. No.: **29/536,687**  
(22) Filed: **Aug. 19, 2015**  
(51) **LOC (10) Cl.** ..... **02-99**  
(52) **U.S. Cl.**  
USPC ..... **D2/973**  
(58) **Field of Classification Search**  
USPC ..... D2/902, 906-908, 944, 946, 969,  
D2/972-974  
CPC ... A43B 13/181; A43B 13/141; A43B 13/186;  
A43B 13/188; A43B 23/00; A43B 23/02;  
A43B 5/00; A43B 23/26; A43B 1/04;  
A43B 11/14; A43B 7/00; A43C 1/00;  
A43C 11/00  
See application file for complete search history.

D692,224 S 10/2013 Fogg  
D694,512 S 12/2013 James  
D694,516 S 12/2013 Anceresi et al.  
D696,853 S 1/2014 Martin  
D697,299 S 1/2014 Maejima  
D700,769 S 3/2014 Parrett  
D707,027 S 6/2014 Shaffer  
D707,955 S 7/2014 Petrie  
D712,132 S \* 9/2014 O'Connor ..... D2/972  
D718,039 S \* 11/2014 McMillan ..... D2/973  
D718,040 S \* 11/2014 Miner ..... D2/973  
D731,163 S 6/2015 Williams, Jr.  
D737,042 S \* 8/2015 Thornhill ..... D2/973  
D738,097 S \* 9/2015 Miner ..... D2/973  
D742,110 S \* 11/2015 Miner ..... D2/973

\* cited by examiner

*Primary Examiner* — Dominic Simone

(74) *Attorney, Agent, or Firm* — Banner & Witcoff, Ltd.

(57) **CLAIM**

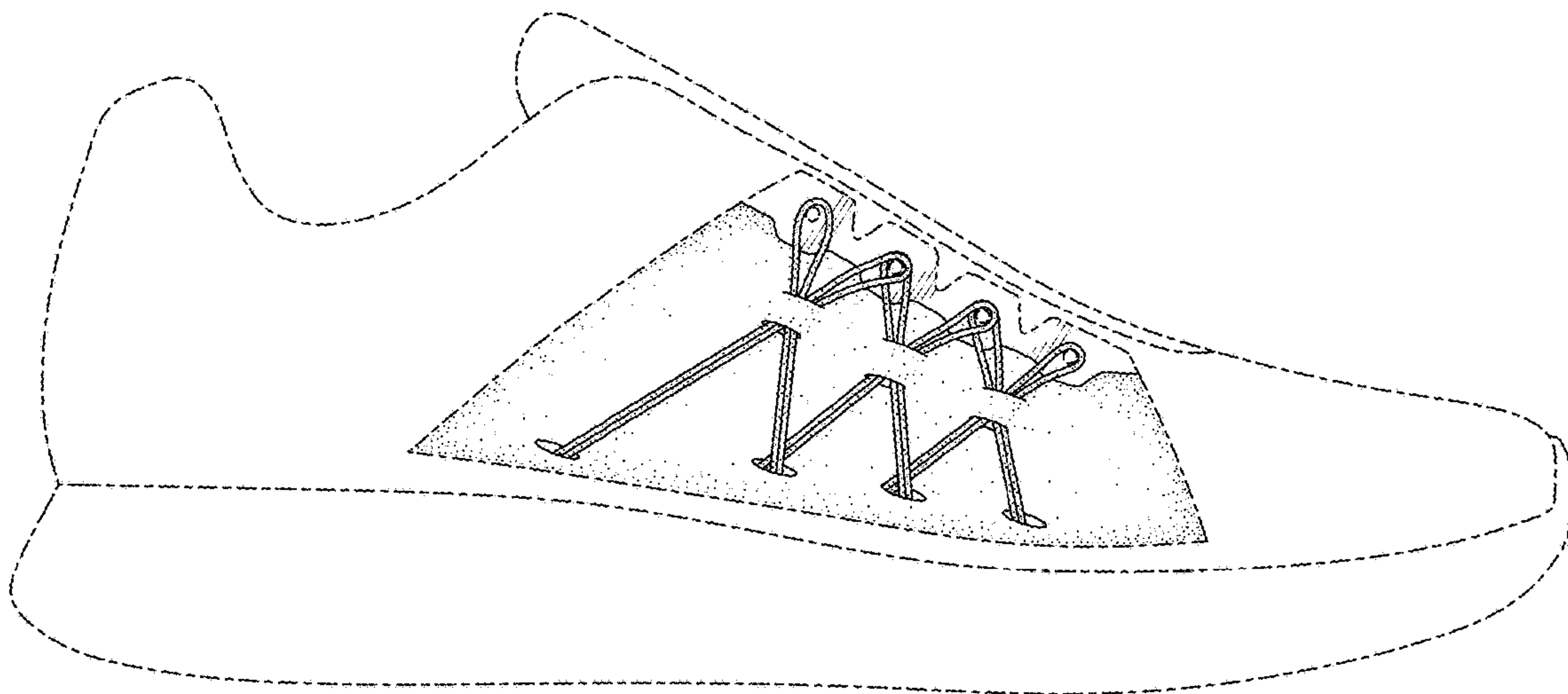
The ornamental design for a shoe upper, as shown and described.

**DESCRIPTION**

FIG. 1 is a front perspective view of a shoe upper showing my new design;  
FIG. 2 is a side view thereof; and,  
FIG. 3 is a rear perspective view thereof.  
The uneven-length broken lines immediately adjacent to the shaded area represent unclaimed boundaries of the design. The fourteen unshaded regions within the shaded area form no part of the claimed design. The uneven-length broken lines showing the remainder of the shoe are for environmental purposes only and form no part of the claimed design.

**1 Claim, 3 Drawing Sheets**

(56) **References Cited**  
U.S. PATENT DOCUMENTS  
D132,351 S \* 5/1942 Boothby ..... D2/973  
D293,270 S 12/1987 Radford  
D591,496 S 5/2009 Earle  
D675,424 S 2/2013 Williams, Jr.  
D676,227 S 2/2013 Lee  
D676,643 S 2/2013 Lee  
D676,647 S 2/2013 O'Connor  
D676,648 S 2/2013 O'Connor  
D682,532 S 5/2013 Roulo



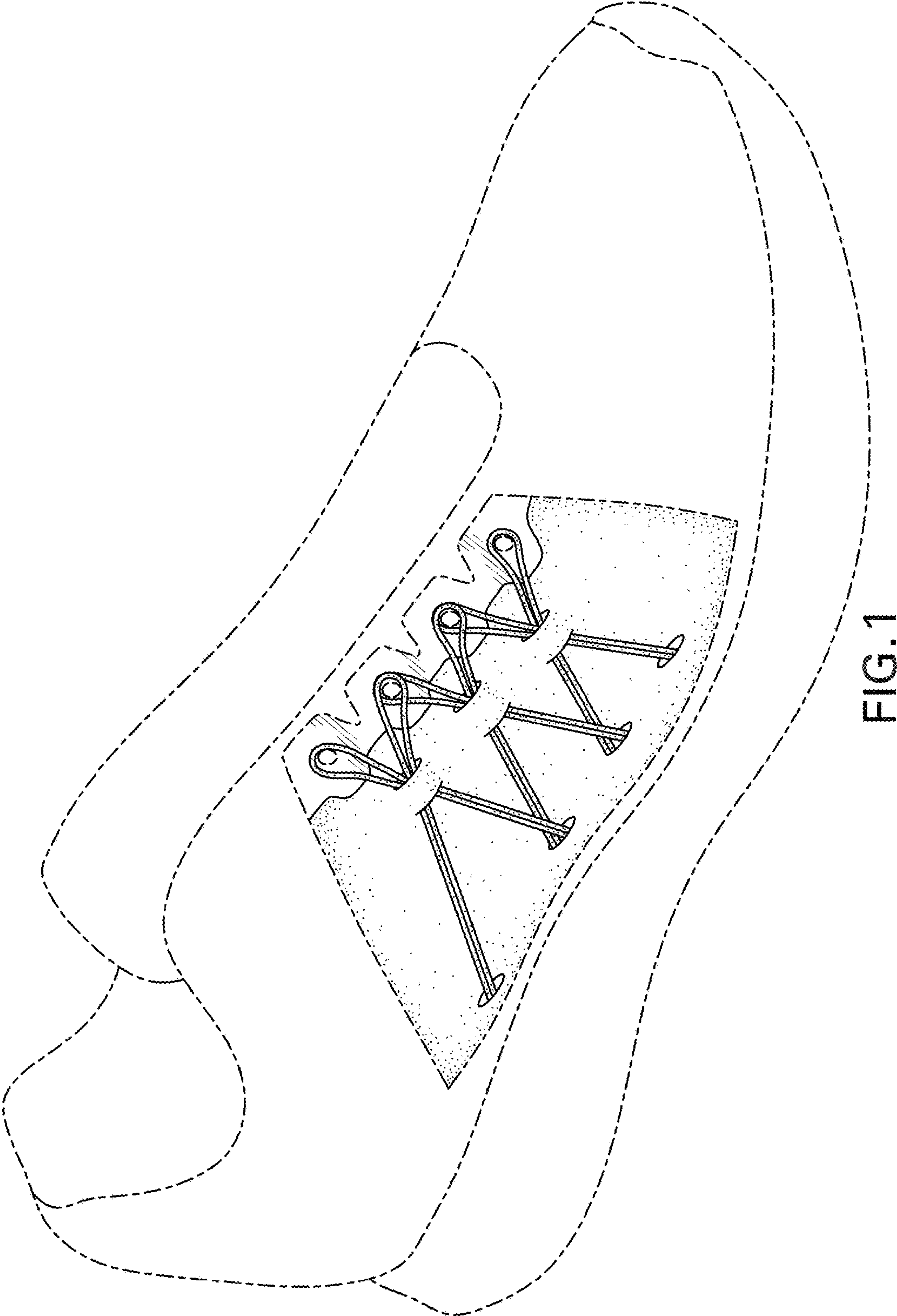


FIG. 1

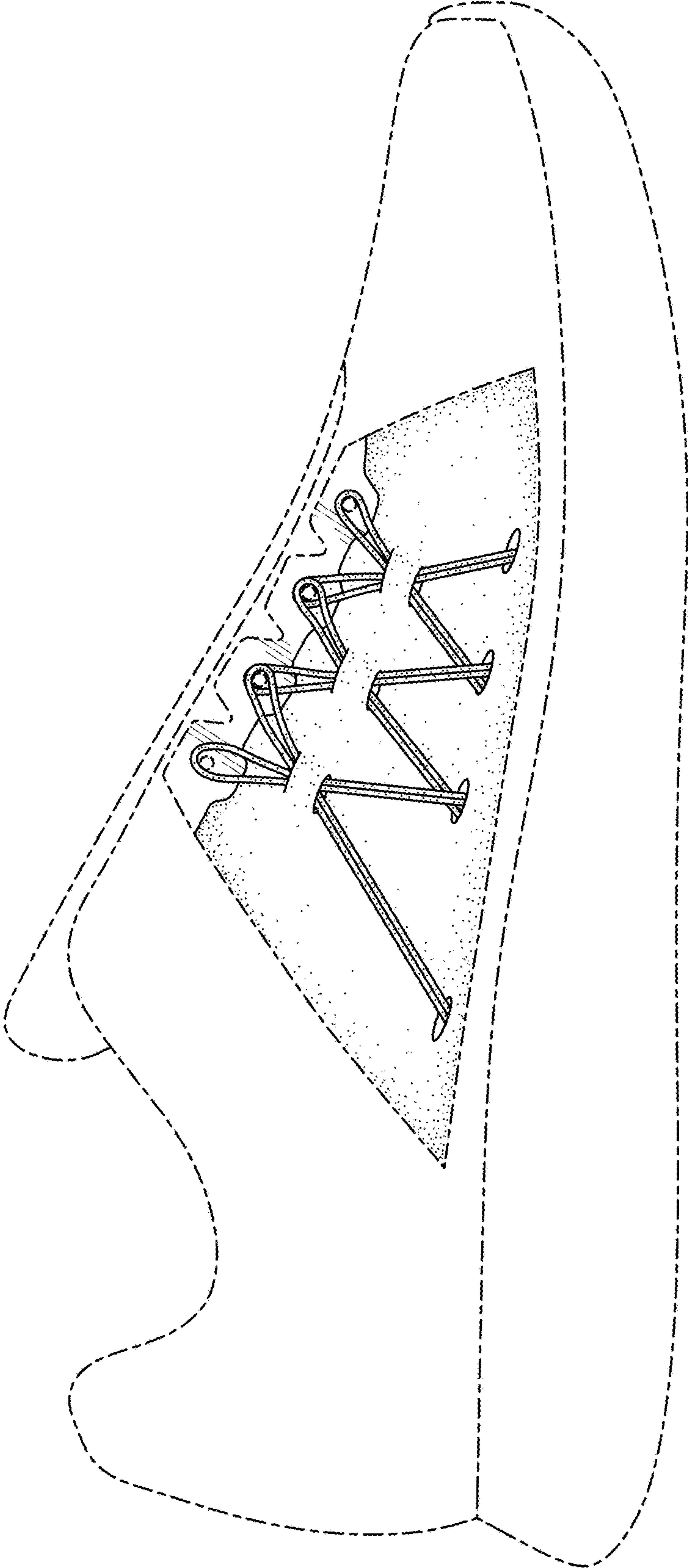


FIG.2




FIG. 3