



US00D783255S

(12) **United States Design Patent** (10) **Patent No.:** **US D783,255 S**
Ando et al. (45) **Date of Patent:** **** Apr. 11, 2017**

- (54) **SHOE**
- (71) Applicant: **ASICS CORPORATION**, Kobe-Shi, Hyogo (JP)
- (72) Inventors: **Yoshiyasu Ando**, Kobe (JP); **Masahiro Fujiwara**, Kobe (JP); **Mai Nakaya**, Kobe (JP)
- (73) Assignee: **ASICS CORPORATION**, Kobe-Shi (JP)
- (**) Term: **15 Years**
- (21) Appl. No.: **29/541,736**
- (22) Filed: **Oct. 7, 2015**
- (51) **LOC (10) Cl.** **02-99**
- (52) **U.S. Cl.**
USPC **D2/972**
- (58) **Field of Classification Search**
USPC D2/902, 906-908, 944, 946, 969, D2/972-974, 978
CPC ... A43B 13/181; A43B 13/141; A43B 13/186; A43B 13/188; A43B 23/00; A43B 23/02; A43B 5/00; A43B 23/26; A43B 1/04; A43B 11/14; A43B 7/00; A43C 1/00; A43C 11/00; A43C 5/00
See application file for complete search history.

- D501,987 S 2/2005 Kubo et al.
- D509,351 S 9/2005 Kayano et al.
- D510,473 S * 10/2005 Burg D2/969
- D511,886 S * 11/2005 Galway D2/974
- D512,208 S 12/2005 Kubo et al.
- D512,818 S 12/2005 Mitani et al.
- D512,819 S 12/2005 Usuki et al.
- D512,827 S 12/2005 Usuki et al.
- D512,828 S 12/2005 Kubo et al.
- D513,115 S 12/2005 Kayano et al.
- D514,286 S 2/2006 Kayano et al.
- D515,287 S * 2/2006 Ardissono D2/907
- D518,283 S 4/2006 Kayano et al.
- D520,732 S 5/2006 Mitani et al.
- D522,229 S 6/2006 Kubo et al.
- D527,174 S 8/2006 Kayano et al.
- D527,516 S 9/2006 Kayano et al.
- D528,761 S 9/2006 Kayano et al.
- D533,339 S * 12/2006 Edwards D2/972
- D542,522 S 5/2007 Fujita et al.
- D552,833 S 10/2007 Yamashita et al.
- D553,846 S 10/2007 Kayano et al.

(Continued)

Primary Examiner — Dominic Simone
(74) *Attorney, Agent, or Firm* — Mintz Levin Cohn Ferris Glovsky and Popeo, P.C.

(57) **CLAIM**

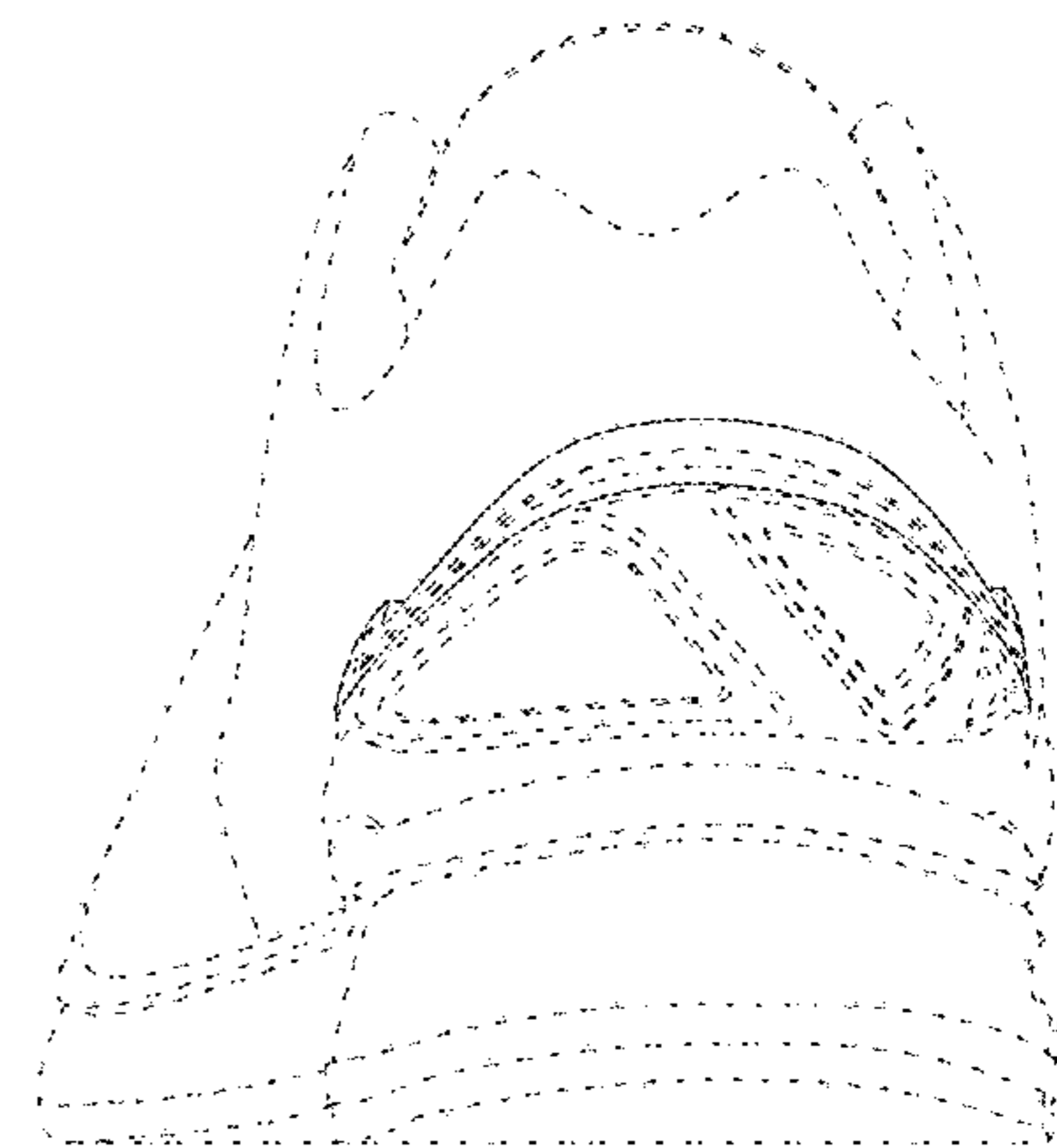
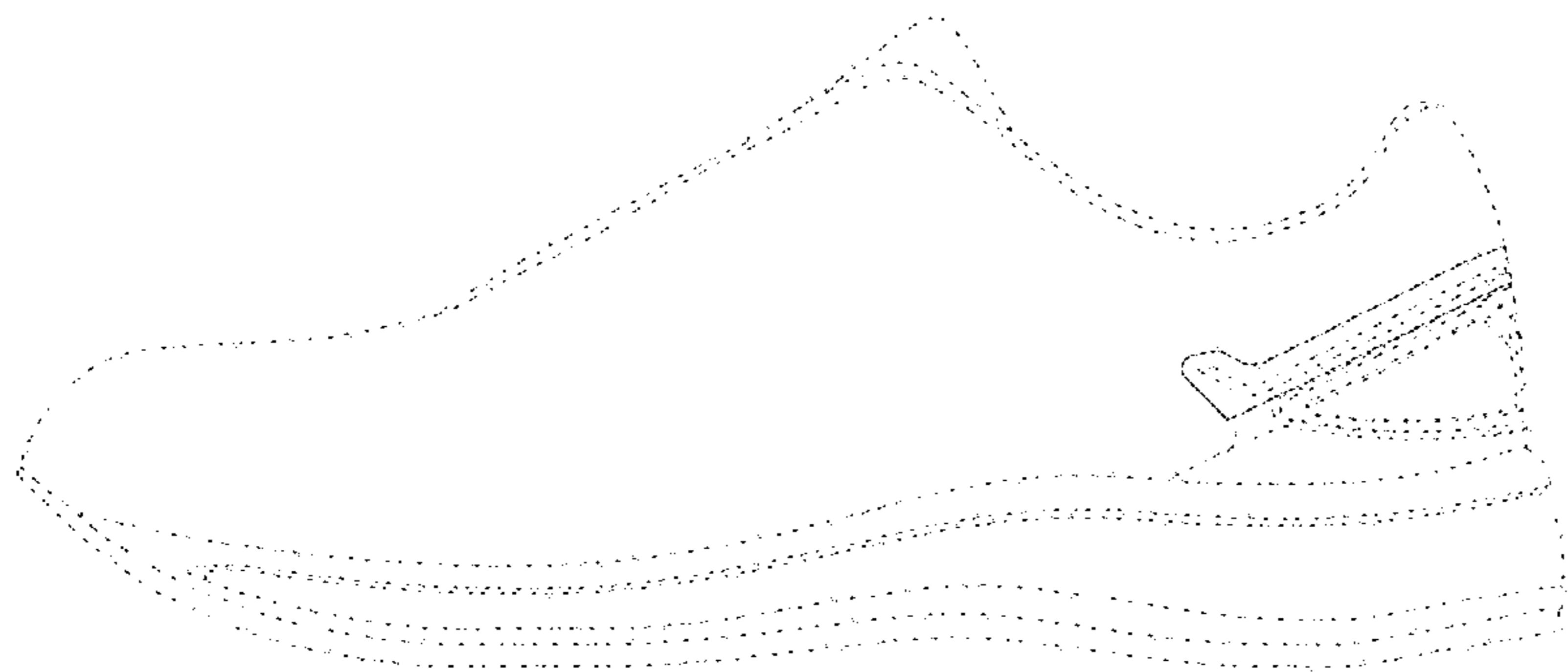
We claim the ornamental design for a shoe, as shown and described.

DESCRIPTION

FIG. 1 is a side elevational view of a shoe embodying our new design;
FIG. 2 is an opposite side view of thereof; and,
FIG. 3 is a rear elevational view thereof.
The broken line showing of the unclaimed portion of the shoe is for illustrative purposes only and forms no part of the claimed design.

1 Claim, 3 Drawing Sheets

- (56) **References Cited**
U.S. PATENT DOCUMENTS
- D128,617 S * 8/1941 Brady D2/972
- D243,976 S * 4/1977 Dassler D2/906
- D333,378 S * 2/1993 Close D2/972
- D495,859 S 9/2004 Kubo et al.
- D495,860 S 9/2004 Kubo et al.
- D496,148 S 9/2004 Kayano et al.
- D501,713 S 2/2005 Kayano et al.



(56)

References Cited

U.S. PATENT DOCUMENTS

D561,434 S	2/2008	Fujita et al.	
D561,442 S	2/2008	Kayano et al.	
D571,086 S	6/2008	Yamashita et al.	
D571,090 S	6/2008	Fujita et al.	
D575,486 S	8/2008	Yamashita et al.	
D575,946 S	9/2008	Mitani et al.	
D582,658 S	12/2008	Fujita et al.	
D595,937 S *	7/2009	Morris	D2/907
D650,566 S	12/2011	Yamashita et al.	
D659,371 S	5/2012	Yano et al.	
D701,035 S *	3/2014	Hatfield	D2/972
D734,927 S	7/2015	Ando et al.	
D734,928 S	7/2015	Ando et al.	

* cited by examiner




FIG. 1




FIG. 2

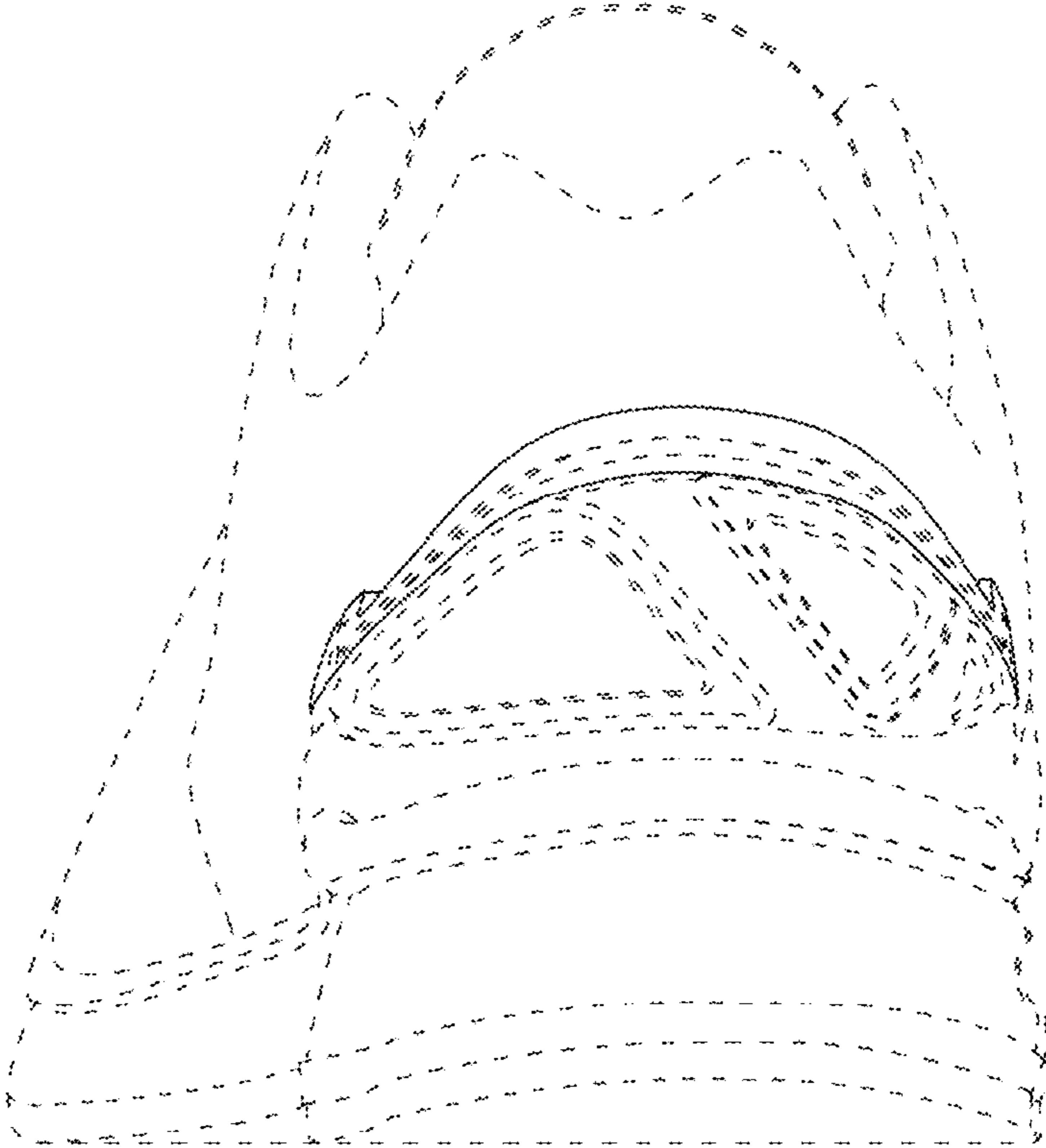


FIG. 3