



US00D783252S

(12) **United States Design Patent** (10) **Patent No.:** **US D783,252 S**
Weeks (45) **Date of Patent:** **** Apr. 11, 2017**

(54) **SHOE UPPER**
(71) Applicant: **Skechers U.S.A., Inc. II**, Manhattan Beach, CA (US)
(72) Inventor: **John Maxwell Weeks**, Los Angeles, CA (US)
(73) Assignee: **SKECHERS U.S.A., INC. II**, Manhattan Beach, CA (US)
(**) Term: **15 Years**
(21) Appl. No.: **29/585,039**
(22) Filed: **Nov. 18, 2016**
(51) **LOC (10) Cl.** **02-99**
(52) **U.S. Cl.**
USPC **D2/969**
(58) **Field of Classification Search**
USPC D2/896, 902, 905, 907, 943, 946, 969, D2/970, 971, 972, 976
CPC A43B 1/00; A43B 3/00; A43B 5/00; A43B 5/001; A43B 5/002; A43B 5/003; A43B 5/008; A43B 5/02; A43B 5/06; A43B 5/10; A43B 5/14; A43B 23/00; A43B 23/02; A43B 23/0205; A43B 23/021; A43B 23/0215; A43B 23/0245; A43B 23/24
See application file for complete search history.

D104,761 S 6/1937 Berman
D116,913 S 10/1939 Compton
D117,922 S 12/1939 Gluck
D117,923 S 12/1939 Gluck
D122,324 S 9/1940 Wallau
D122,345 S 9/1940 Wallau
D123,605 S 11/1940 Slavin
D129,702 S 9/1941 Grossmann
D129,907 S 10/1941 Sutcliffe
D135,432 S 4/1943 Sherman
D146,356 S 2/1947 Henkel
D150,178 S 7/1948 Walters
D158,335 S 4/1950 Sliver
D159,049 S 6/1950 Cohn
D166,801 S 5/1952 Davidson
D238,723 S 2/1976 Dassler
D239,343 S 3/1976 Pankin et al.
D299,884 S 2/1989 Brown et al.
D311,268 S 10/1990 Hatfield

(Continued)

Primary Examiner — Elizabeth J Oswecki
(74) *Attorney, Agent, or Firm* — Marshall A. Lerner; Marvin H. Kleinberg; Kleinberg & Lerner, LLP

(57) **CLAIM**

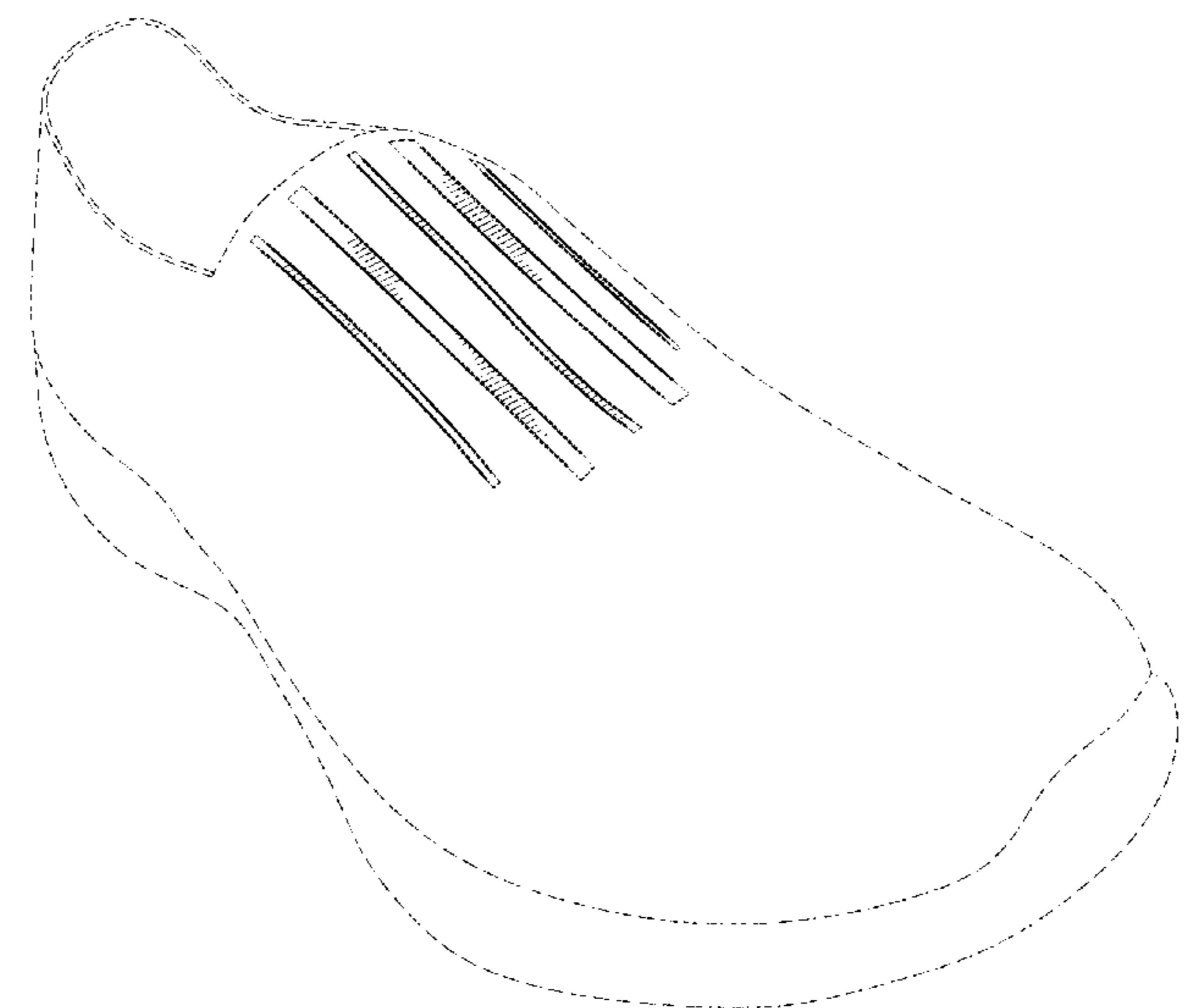
The ornamental design for a shoe upper, as shown and described.

DESCRIPTION

FIG. 1 is a perspective view of a shoe upper showing my new design;
FIG. 2 is a left side view thereof;
FIG. 3 is a right side view thereof;
FIG. 4 is a top plan view thereof;
FIG. 5 is a bottom plan view thereof;
FIG. 6 is a rear elevation view thereof; and,
FIG. 7 is a front elevation view thereof.
The broken lines shown in the drawings represent portions of the shoe upper that form no part of the claimed design.

1 Claim, 6 Drawing Sheets

(56) **References Cited**
U.S. PATENT DOCUMENTS
D31,023 S 6/1899 Olmsted
D64,744 S 5/1924 Glidden
D84,519 S 6/1931 Ebling
D86,152 S 2/1932 Bellak
D96,541 S 8/1935 Goldberg
D97,136 S 10/1935 Kilborne, Jr.
D100,676 S 8/1936 Sholtz



(56)

References Cited

U.S. PATENT DOCUMENTS

D322,880	S	1/1992	Smith, III	
D338,549	S	8/1993	Stubblefield	
D365,199	S	12/1995	Avar	
D391,049	S	2/1998	Stauffer	
D410,137	S	5/1999	Kelley	
D419,755	S	2/2000	Duclos	
D449,731	S	10/2001	Roulo	
D461,304	S	8/2002	Clegg	
D515,302	S *	2/2006	Gillespie	D2/972
D523,225	S *	6/2006	Lubrano	D2/972
D560,058	S	1/2008	Belley et al.	
D560,898	S *	2/2008	Hlavacs	D2/969
D574,137	S	8/2008	St-Louis et al.	
D595,039	S	6/2009	Matis	
D624,744	S *	10/2010	Yi	D2/969
D629,596	S	12/2010	Ng	
D634,111	S *	3/2011	Hull	D2/972
D636,592	S *	4/2011	Dekovic	D2/972
D644,417	S	9/2011	Ma	
D682,535	S *	5/2013	Dekovic	D2/972
D683,944	S *	6/2013	Dolce	D2/972
D689,672	S	9/2013	Shoham et al.	
D693,102	S *	11/2013	Hoffer	D2/969
D707,435	S	6/2014	Ng	
D710,585	S	8/2014	Ho et al.	
D725,895	S	4/2015	Cin	
D743,685	S *	11/2015	Payne	D2/972
D744,223	S	12/2015	Kirschner	
D765,379	S *	9/2016	Woodman	D2/972
D776,416	S *	1/2017	Gerig	D2/969
D776,418	S *	1/2017	Martin	D2/969
2005/0268497	A1 *	12/2005	Alfaro	A43B 1/0027 36/136

* cited by examiner

FIG. 1

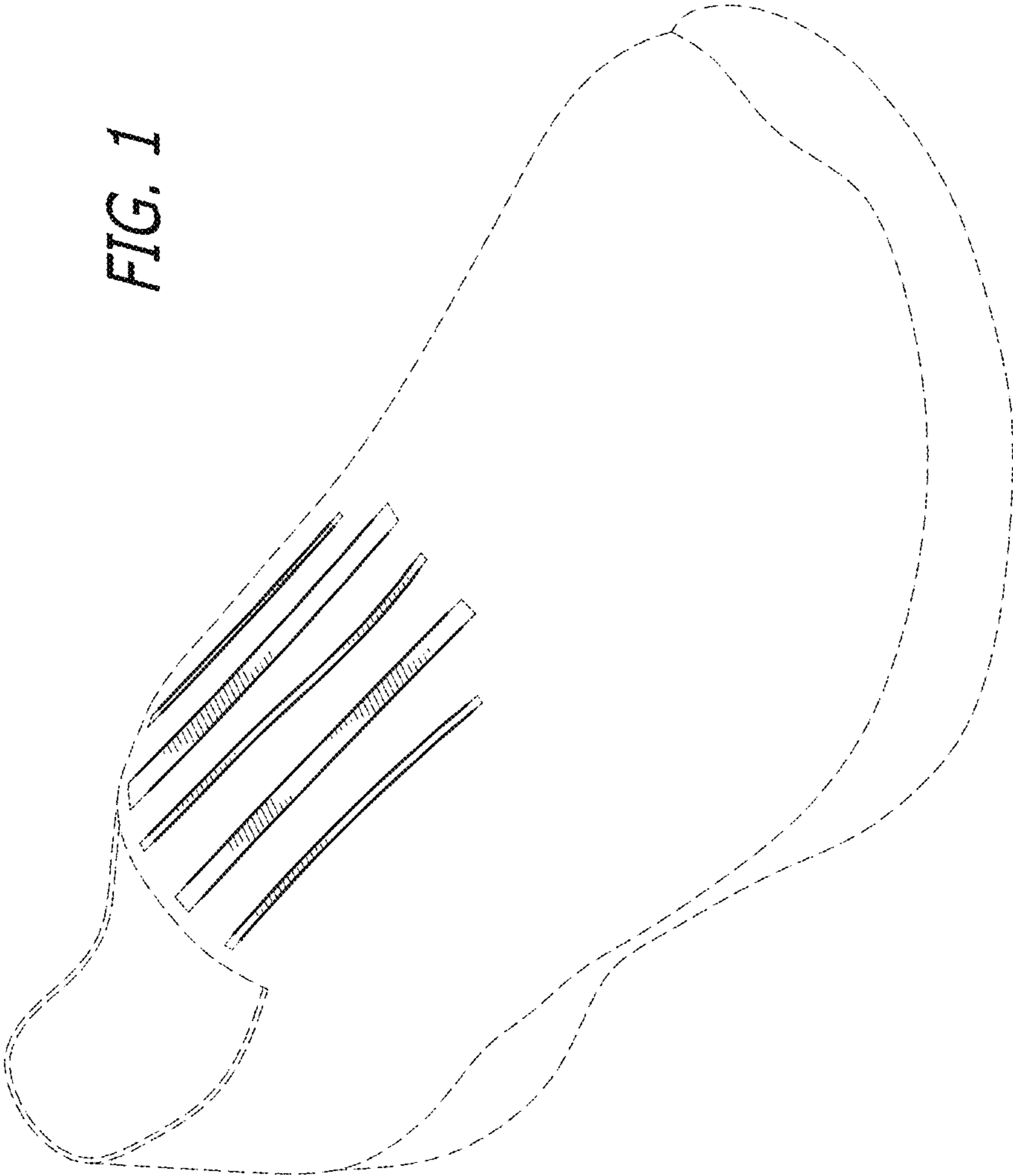
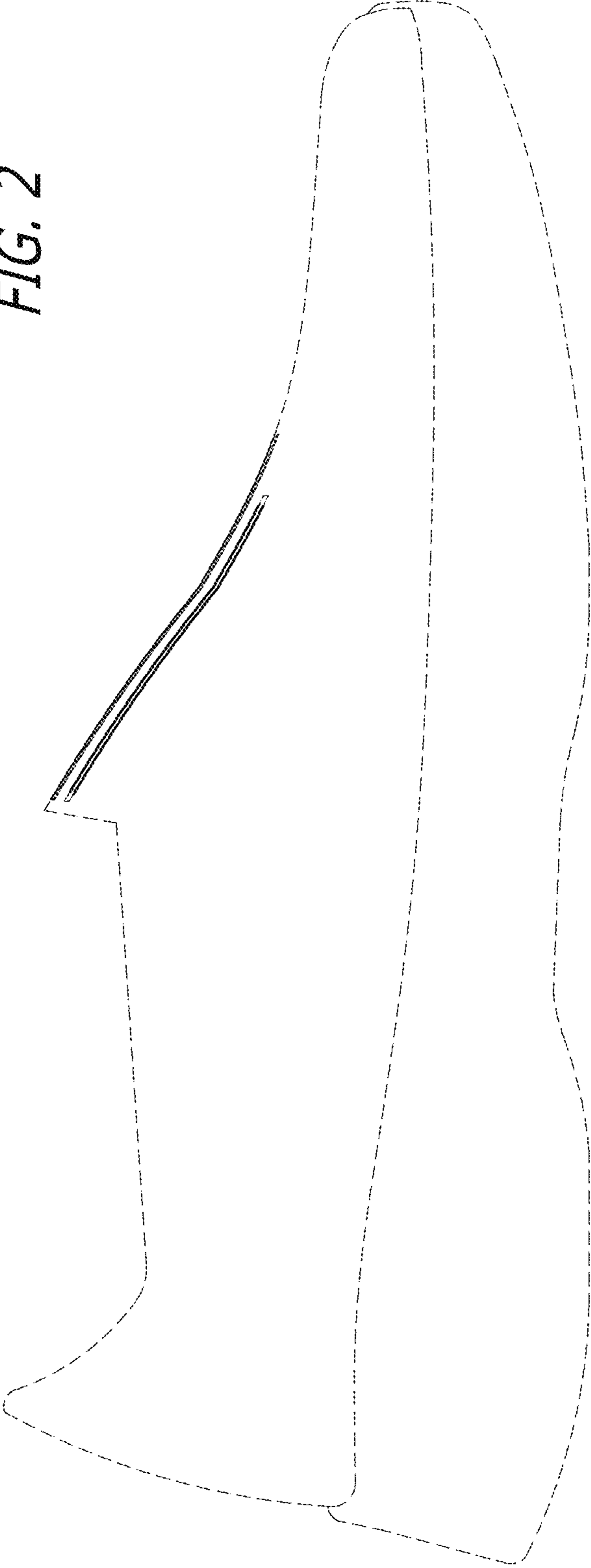


FIG. 2



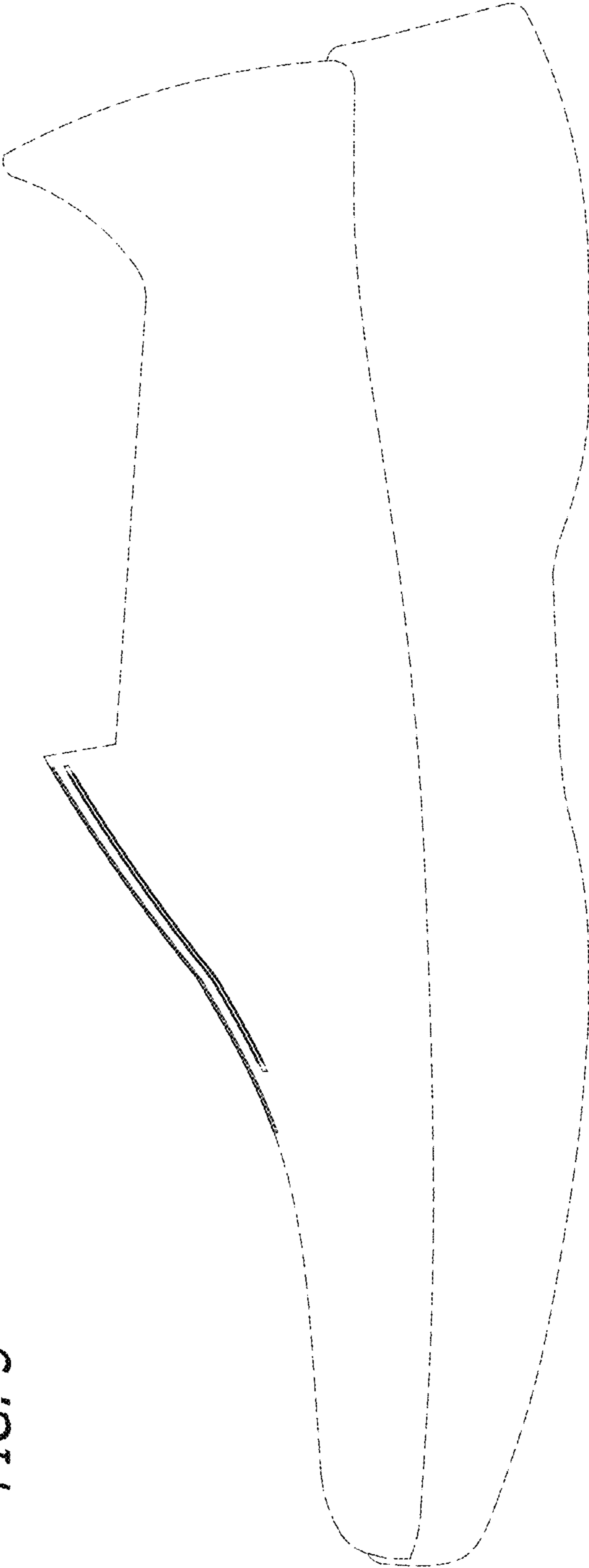


FIG. 3

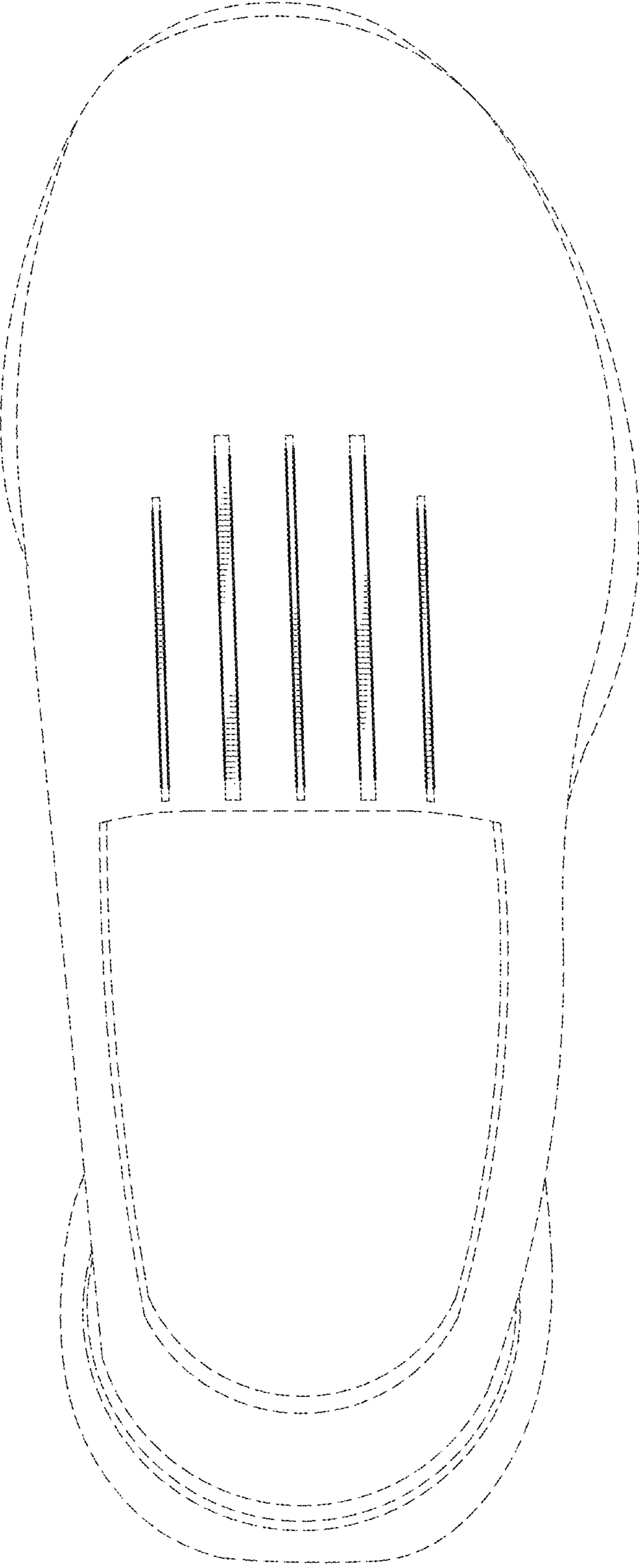


FIG. 4

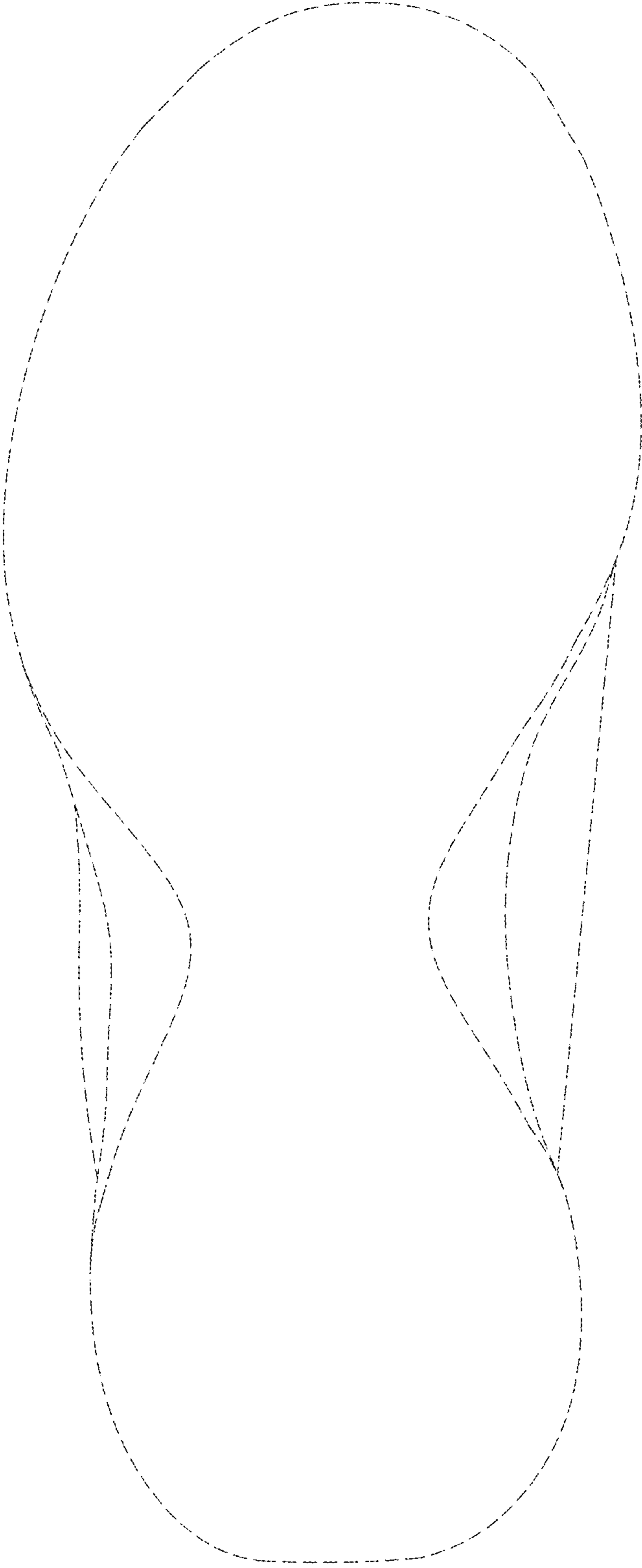


FIG. 5

FIG. 7

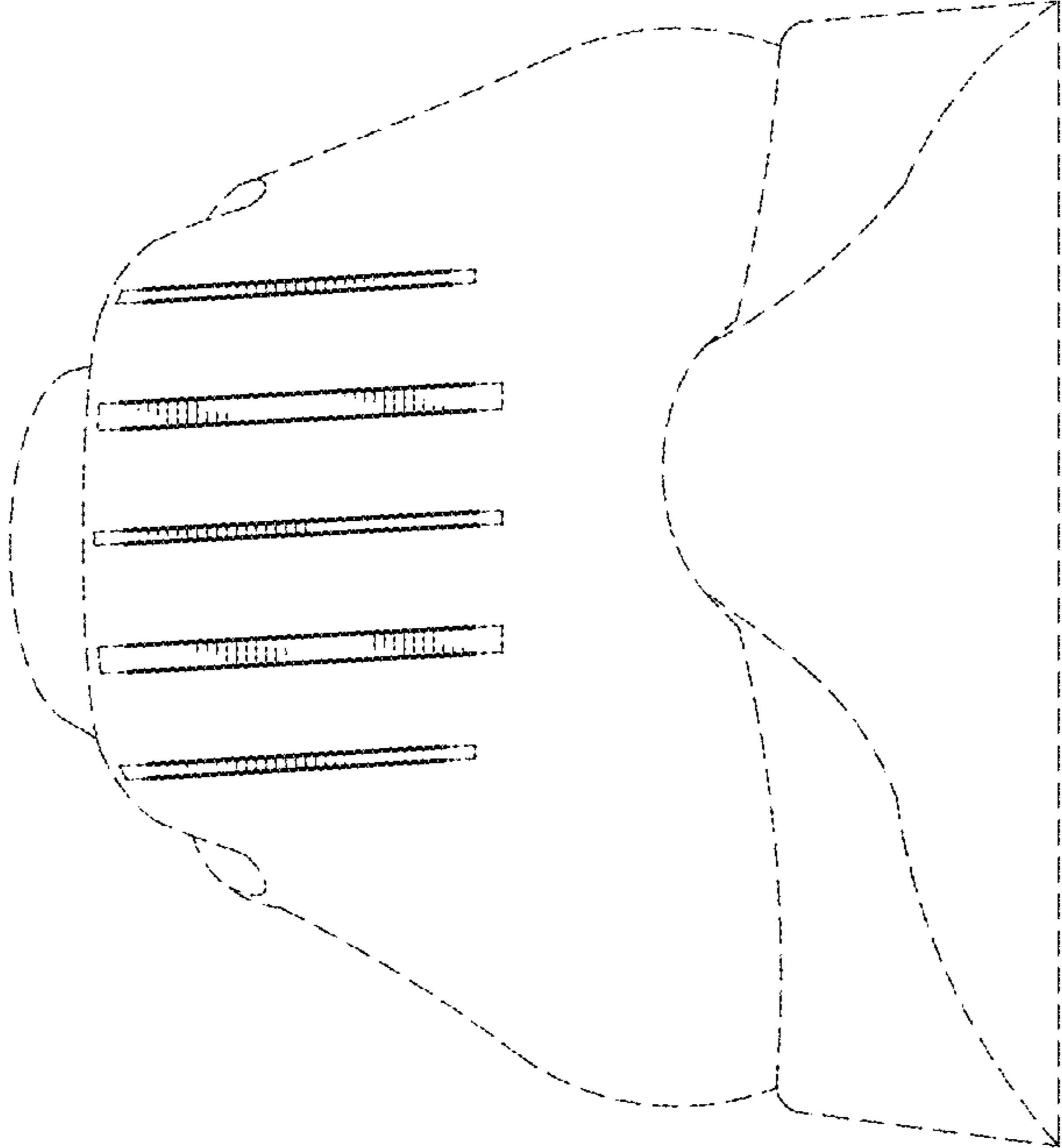


FIG. 6

