



US00D783242S

(12) **United States Design Patent**
Arzegar

(10) **Patent No.:** **US D783,242 S**

(45) **Date of Patent:** **** Apr. 11, 2017**

- (54) **SHOE**
- (71) Applicant: **Reza Arzegar**, Austin, TX (US)
- (72) Inventor: **Reza Arzegar**, Austin, TX (US)
- (**) Term: **15 Years**
- (21) Appl. No.: **29/551,429**
- (22) Filed: **Jan. 13, 2016**
- (51) **LOC (10) Cl.** **02-04**
- (52) **U.S. Cl.**
USPC **D2/923**
- (58) **Field of Classification Search**
USPC D2/909, 919-926, 939
CPC A43B 3/10; A43B 3/14; A43B 3/16; A43B
3/18; A43B 3/20; A43B 3/101; A43B
3/102; A43B 3/106; A43B 3/107; A43B
3/108; A43B 3/163; A43B 3/166; A43B
1/14; A43B 1/00; A43B 1/009; A43B
1/063
See application file for complete search history.

- 7,293,371 B2 * 11/2007 Aveni A43B 7/08
36/45
- D693,103 S * 11/2013 McMillan D2/971
- D761,527 S * 7/2016 Horacek D2/923
- D762,357 S * 8/2016 Horacek D2/923
- D771,923 S * 11/2016 Kittner D2/969
- 2013/0180131 A1 * 7/2013 Schwartz A43B 1/0045
36/88
- 2014/0150289 A1 * 6/2014 Williams A43B 3/16
36/7.1 R
- 2015/0020413 A1 * 1/2015 Faggin A43B 23/0215
36/87

(56) **References Cited**

U.S. PATENT DOCUMENTS

- 20,439 A * 6/1858 Willcox A43B 3/16
36/7.1 R
- D402,795 S * 12/1998 Moll D2/896
- D436,431 S * 1/2001 Agnew D2/902
- D450,180 S * 11/2001 Matis D2/903
- D451,262 S * 12/2001 Ransan D2/923
- D458,013 S * 6/2002 Matis D2/903
- D458,014 S * 6/2002 Matis D2/903
- D458,443 S * 6/2002 Matis D2/908
- D467,723 S * 12/2002 Gerber D2/972
- D490,223 S * 5/2004 McClaskie D2/954
- 7,204,042 B2 * 4/2007 Aveni A43B 7/08
36/45

OTHER PUBLICATIONS

Shoe | 3D Knitted Shoe | 3D Print, posted at www.3dprint.com, posting date Jan. 18, 2016, © 2016 3dprint.com, [online], [site visited Dec. 6, 2016], Available at <https://3dprint.com/115032/3d-knitted-shoe-kickstarter/>.*

* cited by examiner

Primary Examiner — Susan Bennett Hattan

Assistant Examiner — Jennifer Wright

(74) *Attorney, Agent, or Firm* — Pierson IP, PLLC

(57) **CLAIM**

The ornamental design for a shoe, as shown and described.

DESCRIPTION

FIG. 1 is a top view of a shoe showing our new design thereof;
FIG. 2 is a bottom view of the shoe shown in FIG. 1;
FIG. 3 is a front side view of the shoe shown in FIG. 1;
FIG. 4 is a rear side view of the shoe shown in FIG. 1;
FIG. 5 is a side view of the shoe shown in FIG. 1; and,
FIG. 6 is a side view of the shoe shown in FIG. 1.

1 Claim, 5 Drawing Sheets

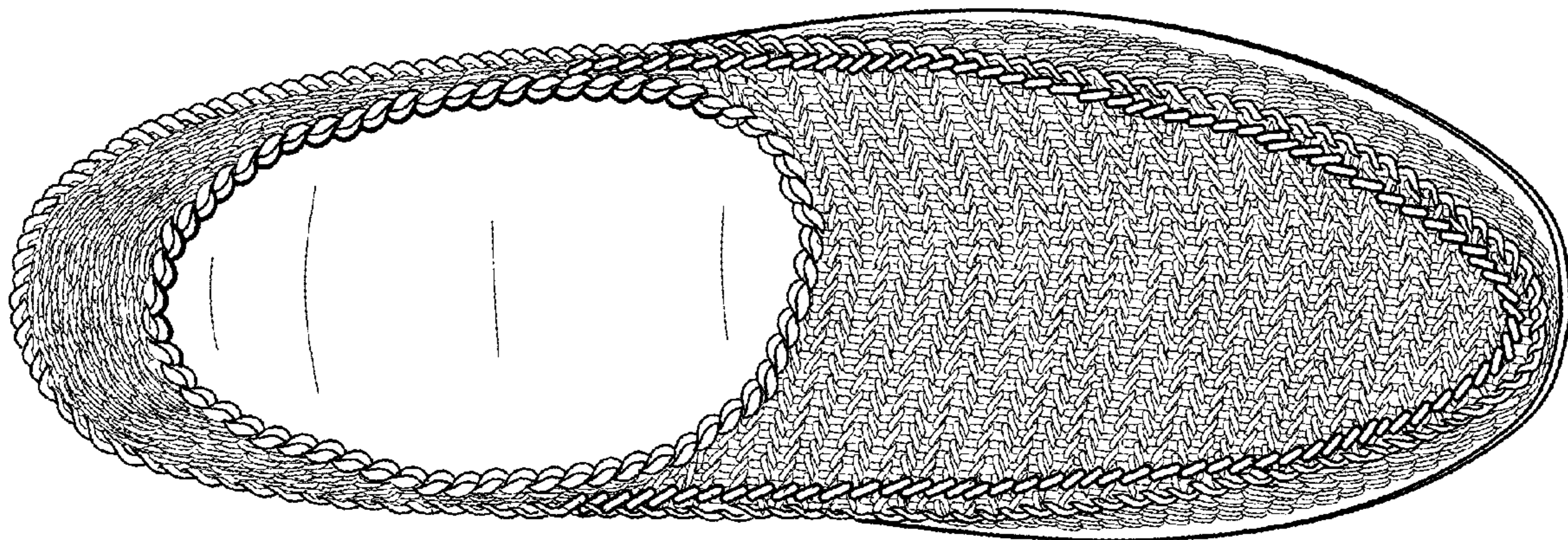


FIG. 1

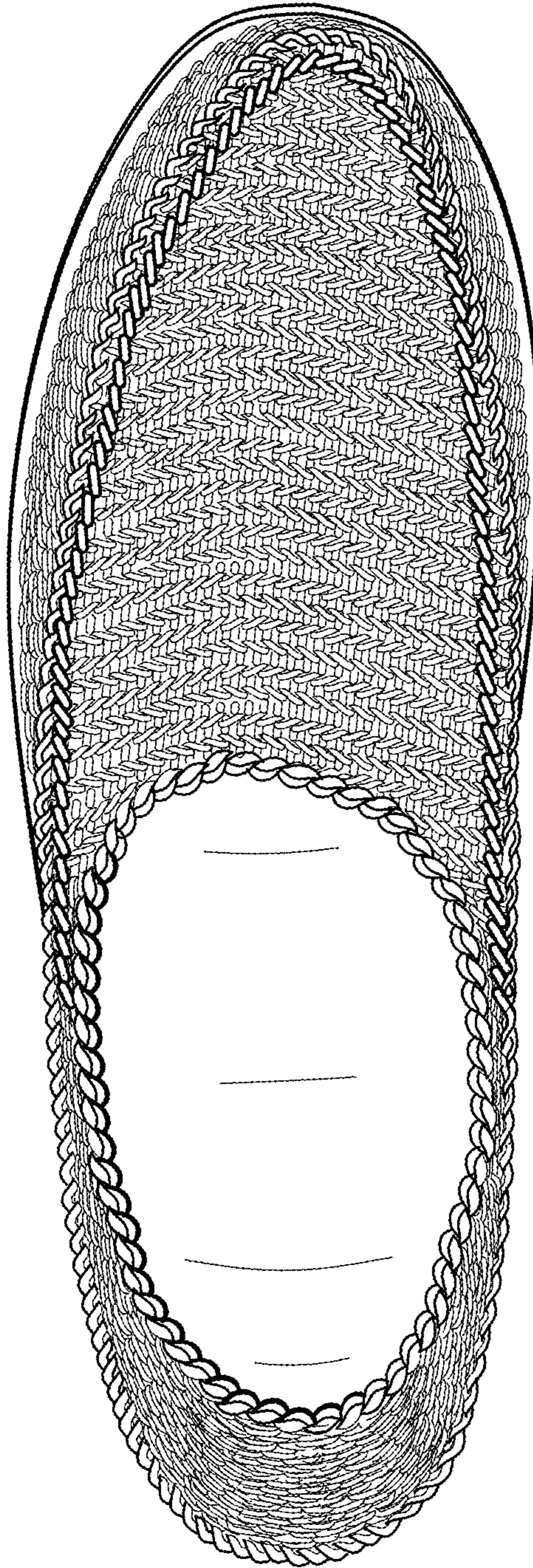


FIG. 2

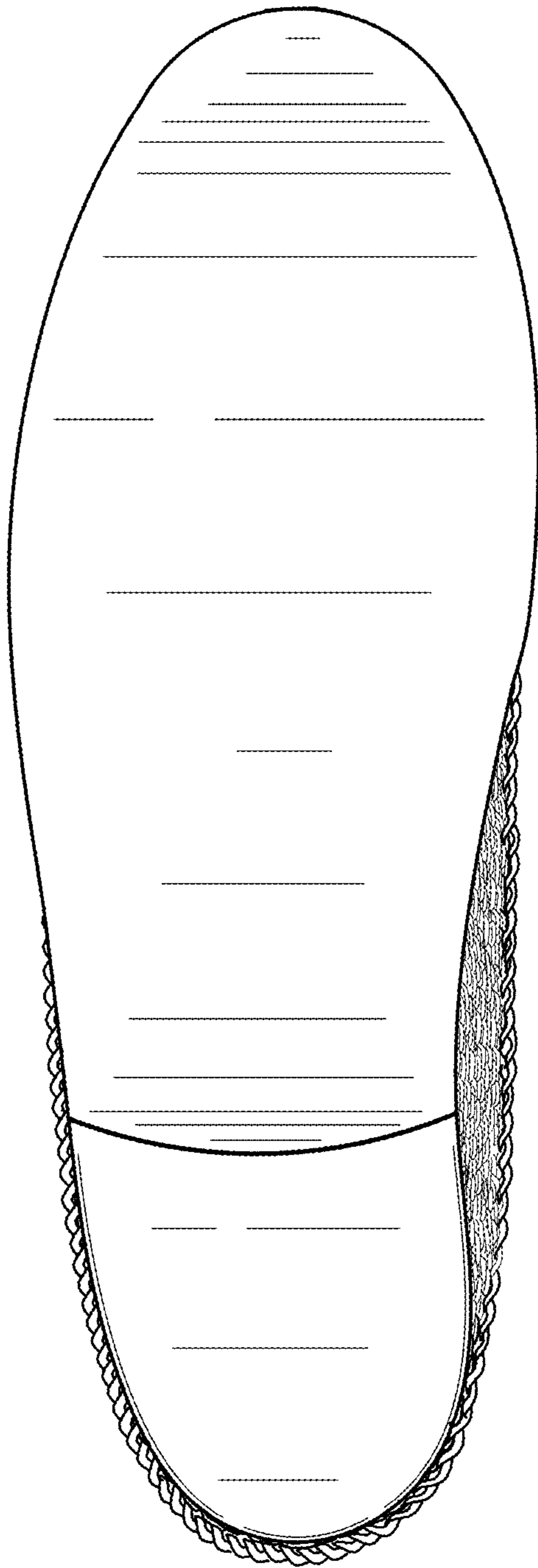


FIG. 3

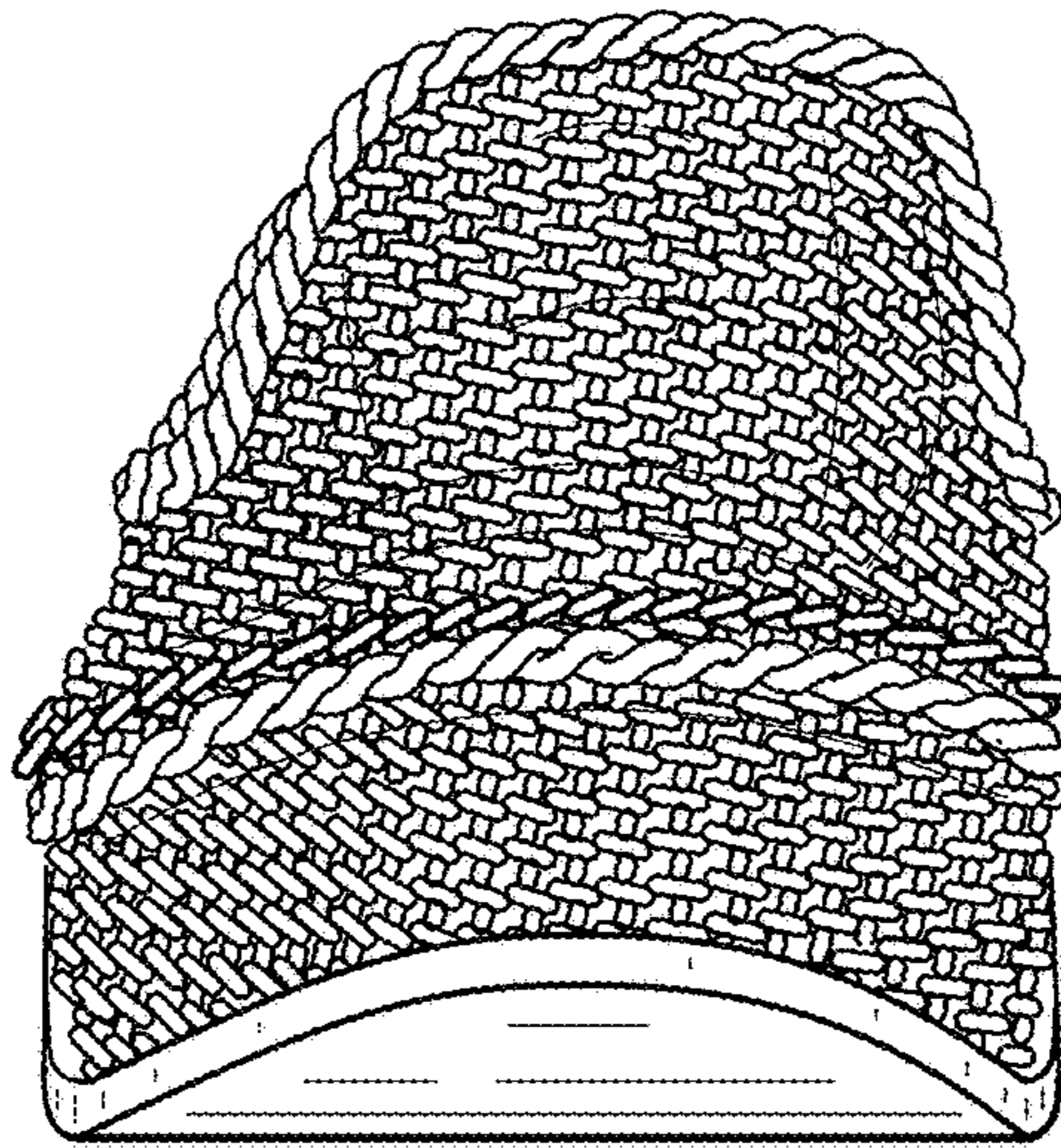


FIG. 4

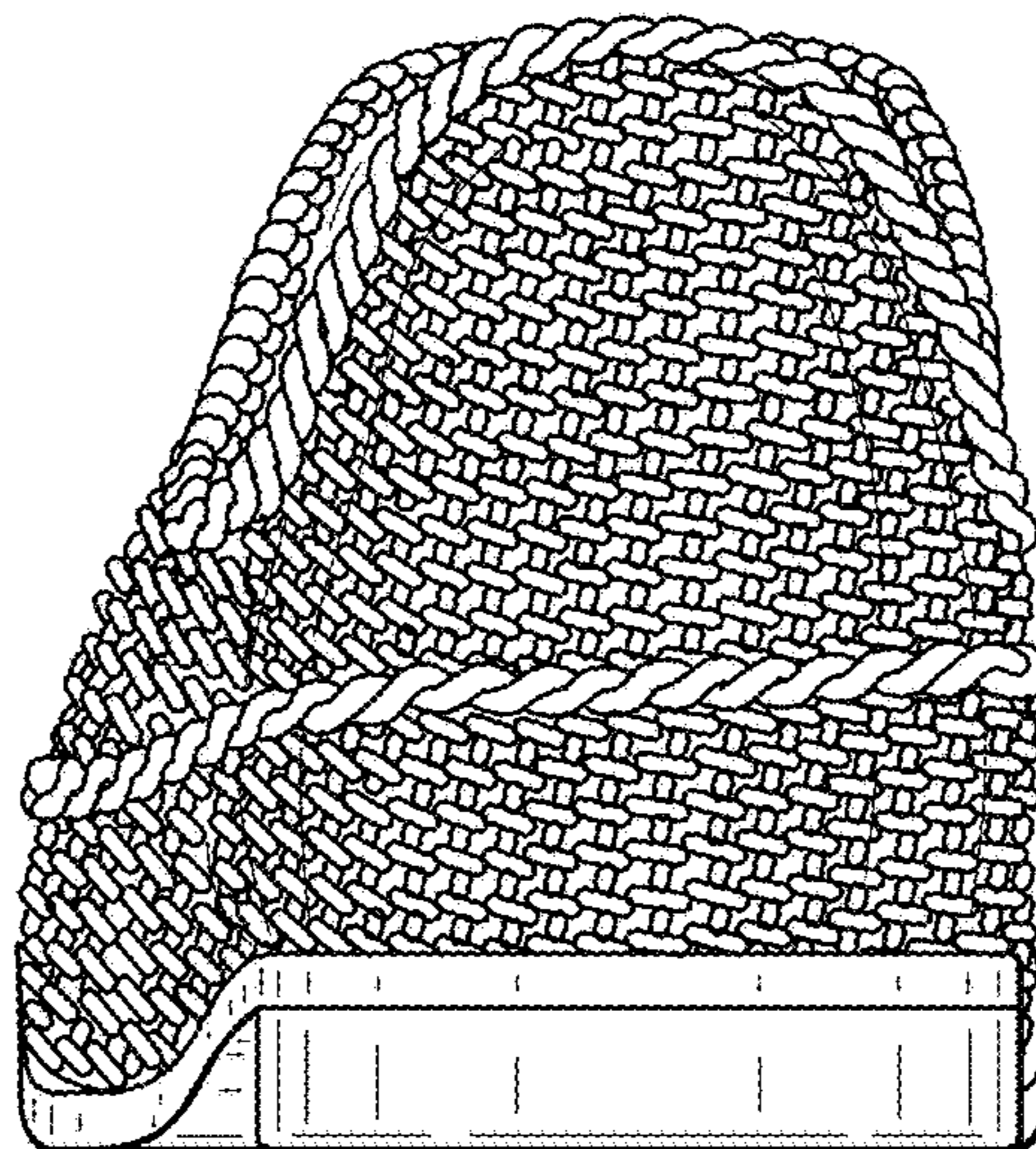


FIG. 5

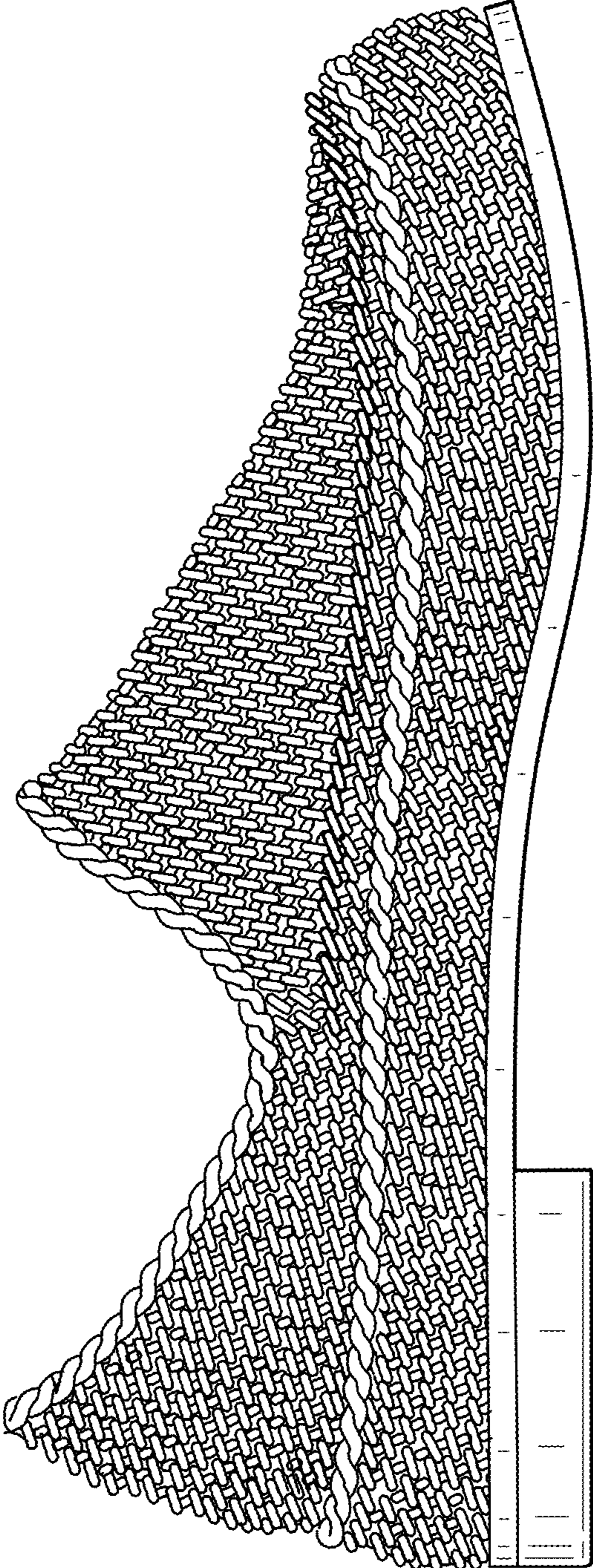


FIG. 6

