



US00D783241S

(12) **United States Design Patent**  
**Hardy**

(10) **Patent No.:** **US D783,241 S**

(45) **Date of Patent:** **\*\* Apr. 11, 2017**

- (54) **SHOE**
- (71) Applicant: **Hermes Sellier (Societe Par Actions Simplifree)**, Paris (FR)
- (72) Inventor: **Pierre Hardy**, Paris (FR)
- (73) Assignee: **Hermes Sellier (Societe Par Actions Simplifree)**, Paris (FR)
- (\*\*) Term: **15 Years**
- (21) Appl. No.: **29/552,392**
- (22) Filed: **Jan. 21, 2016**
- (30) **Foreign Application Priority Data**  
  - Jul. 23, 2015 (WO) ..... DM/087085
- (51) **LOC (10) Cl.** ..... **02-04**
- (52) **U.S. Cl.**  
  - USPC ..... **D2/917**
- (58) **Field of Classification Search**  
  - USPC ..... 36/7.7, 7.3, 7.6, 7.8, 7.1 A, 11.5;  
D2/925-942, 916-922
  - CPC ..... A43B 3/12; A43B 3/122; A43B 3/124;  
A43B 3/126; A43B 3/128; A43B 23/042
  - See application file for complete search history.
- (56) **References Cited**  
  - U.S. PATENT DOCUMENTS
  - D513,447 S \* 1/2006 Corneau ..... D2/917
  - D521,213 S \* 5/2006 Jarmon Mouchi ..... D2/946

- D524,021 S \* 7/2006 Choi ..... D2/971
- D555,882 S \* 11/2007 Comeau ..... D2/917
- D586,984 S \* 2/2009 Schwartz ..... D2/899
- D588,343 S \* 3/2009 Stoker ..... D2/916
- D590,581 S \* 4/2009 Comeau ..... D2/917
- D591,495 S \* 5/2009 Lawler ..... D2/917
- D592,387 S \* 5/2009 Comeau ..... D2/917
- D599,096 S \* 9/2009 Issler ..... D2/971
- RE42,483 E \* 6/2011 Comeau ..... D2/917
- D698,132 S \* 1/2014 Hardy ..... D2/917

\* cited by examiner

*Primary Examiner* — Susan Bennett Hattan

*Assistant Examiner* — Jennifer Wright

(74) *Attorney, Agent, or Firm* — Foley & Lardner LLP

(57) **CLAIM**

I claim the ornamental design for a shoe, as shown and described.

**DESCRIPTION**

FIG. 1 is a front perspective view of a shoe of the claimed design;  
 FIG. 2 is a front elevational view of the shoe shown in FIG. 1;  
 FIG. 3 is a rear elevational view of the shoe shown in FIG. 1;  
 FIG. 4 is a right side elevational view of the shoe shown in FIG. 1;  
 FIG. 5 is a left side elevational view of the shoe shown in FIG. 1;  
 FIG. 6 is a top plan view of the shoe shown in FIG. 1; and,  
 FIG. 7 is a bottom plan view of the shoe shown in FIG. 1.

**1 Claim, 7 Drawing Sheets**





Fig. 1




Fig. 2



Fig. 3




Fig. 4

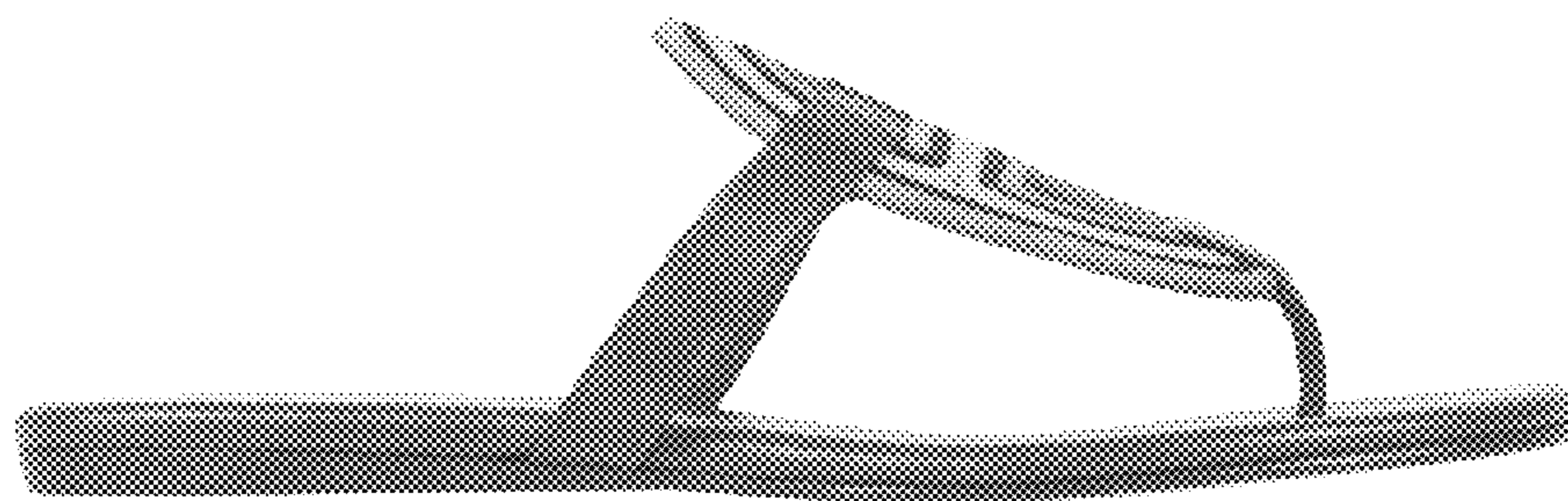


Fig. 5



Fig. 6

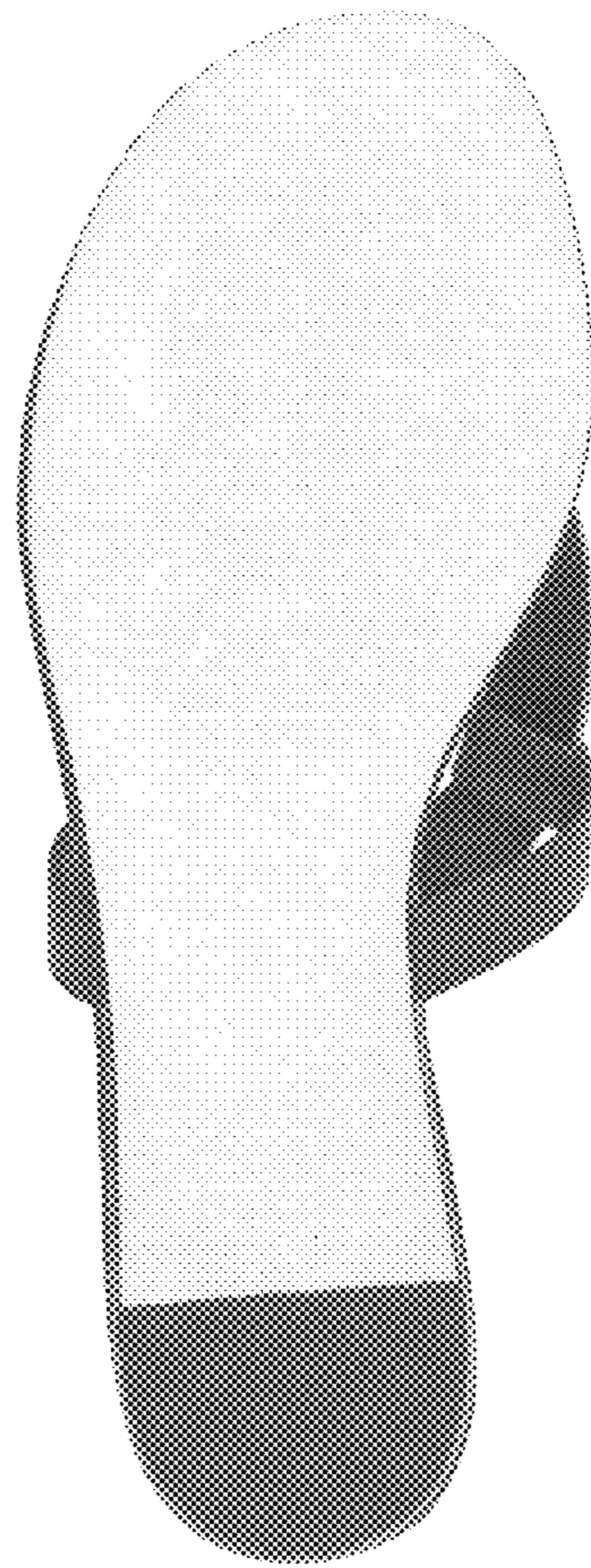


Fig. 7