



US00D783220S

(12) **United States Design Patent**
Wedl et al.

(10) **Patent No.:** **US D783,220 S**

(45) **Date of Patent:** **** Apr. 4, 2017**

- (54) **CRANE**
- (71) Applicant: **Liebherr-Werk Nenzing GmbH,**
Nenzing (AT)
- (72) Inventors: **Sebastian Wedl,** Feldkirch (AT);
Mathias Gassner, Frastanz (AT)
- (73) Assignee: **Liebherr-Werk Nenzing GmbH,**
Nenzing (AT)
- (**) Term: **15 Years**
- (21) Appl. No.: **29/538,551**
- (22) Filed: **Sep. 4, 2015**
- (30) **Foreign Application Priority Data**
Mar. 16, 2015 (EP) 2 655 910
- (51) **LOC (10) Cl.** **12-05**
- (52) **U.S. Cl.**
USPC **D34/33**
- (58) **Field of Classification Search**
USPC D34/33, 28; 182/36, 37, 142, 150;
212/291, 280, 297, 302, 223, 255, 253
CPC B66C 13/14; B66C 13/46; B66C 13/18;
B66C 13/16; B66C 13/06; B66C 13/22;
B66C 23/76
See application file for complete search history.

- 4,555,032 A * 11/1985 Mick B66C 23/74
180/116
- D666,375 S * 8/2012 Bohnacker D34/33
- D666,784 S * 9/2012 Bohnacker D34/33
- D683,514 S * 5/2013 Guo D34/33
- 8,573,420 B2 * 11/2013 Noske B62D 55/084
180/41

(Continued)

Primary Examiner — Cynthia Ramirez
(74) *Attorney, Agent, or Firm* — McCoy Russell LLP

(57) **CLAIM**

The ornamental design for a crane, as shown and described.

DESCRIPTION

This application contains at least one drawing executed in color. Copies of this patent or patent application publication with color drawing(s) will be provided by the Office upon request and payment of the necessary fee.

FIG. 1 is a front perspective view of a design for a crane according to the present disclosure.

FIG. 2 is a rear perspective view of the crane of FIG. 1.

FIG. 3 is a right side view of the crane of FIG. 1.

FIG. 4 is a left side view of the crane of FIG. 1.


FIG. 5 is a front view of the crane of FIG. 1.

FIG. 6 is a rear view of the crane of FIG. 1; and, FIG. 7 is a top view of the crane of FIG. 1.

The solid lines in FIGS. 1-7 illustrate a design for a crane according to the present disclosure. A bottom view is not shown because there are no claimed features on the bottom view other than those features included in the views provided. The break lines in FIGS. 1-6 illustrate the extension of the crane. The extension of the crane beyond the break lines forms no part of the claimed design.

1 Claim, 7 Drawing Sheets
(7 of 7 Drawing Sheet(s) Filed in Color)

- (56) **References Cited**
U.S. PATENT DOCUMENTS
1,509,295 A * 9/1924 Holcomb E02F 3/42
212/167
2,035,044 A * 3/1936 Carle B66C 23/94
212/223



(56)

References Cited

U.S. PATENT DOCUMENTS

D734,577 S * 7/2015 Ludescher D15/10
D737,538 S * 8/2015 Kameyama D34/33
D738,064 S * 9/2015 Ludescher D34/33
2012/0152878 A1* 6/2012 Ishihara B66C 23/365
212/280
2012/0175333 A1* 7/2012 Pech B66C 23/82
212/177
2016/0289047 A1* 10/2016 Albinger B66C 13/16

* cited by examiner




Fig. 1




Fig. 2

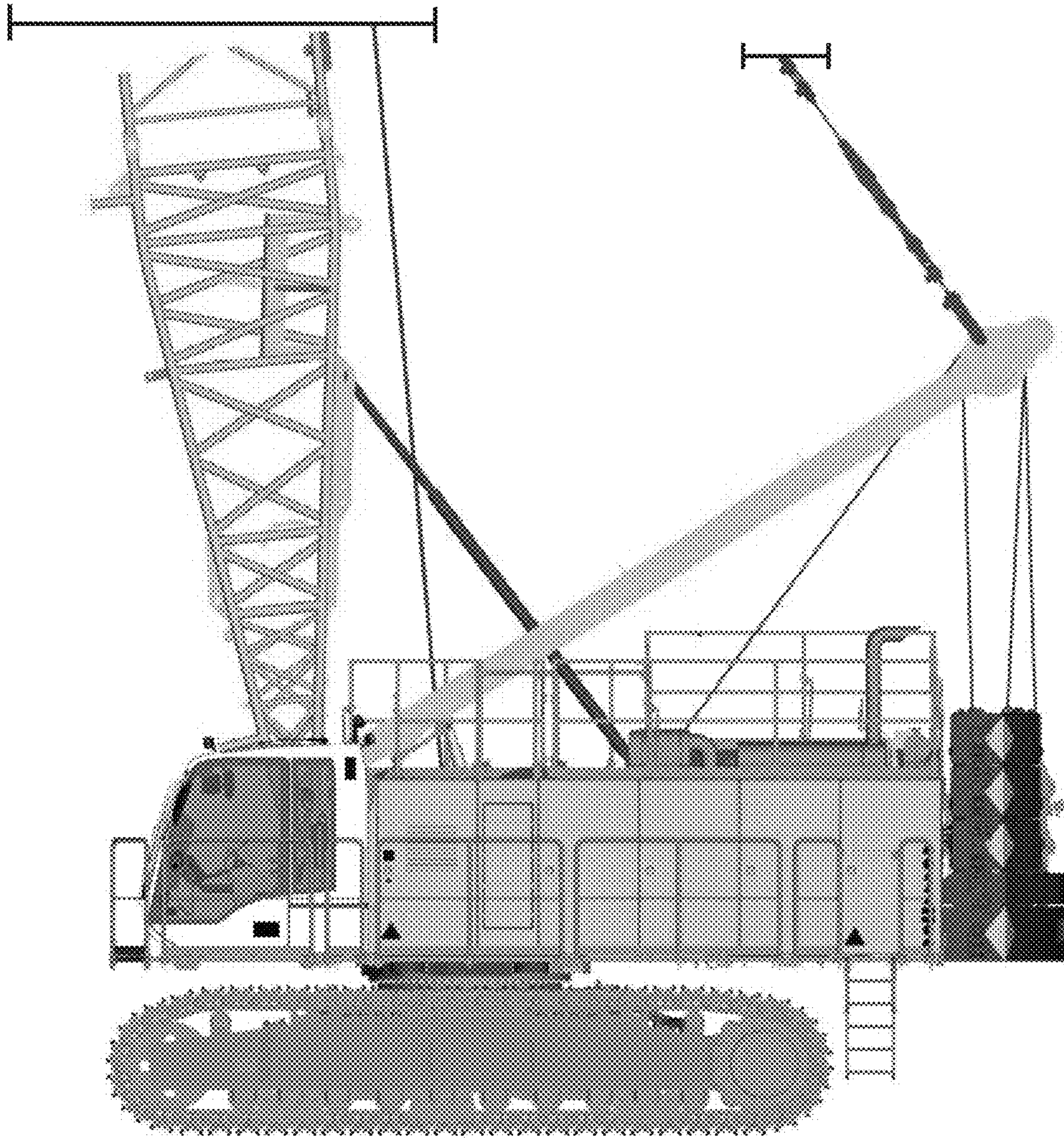


Fig. 3

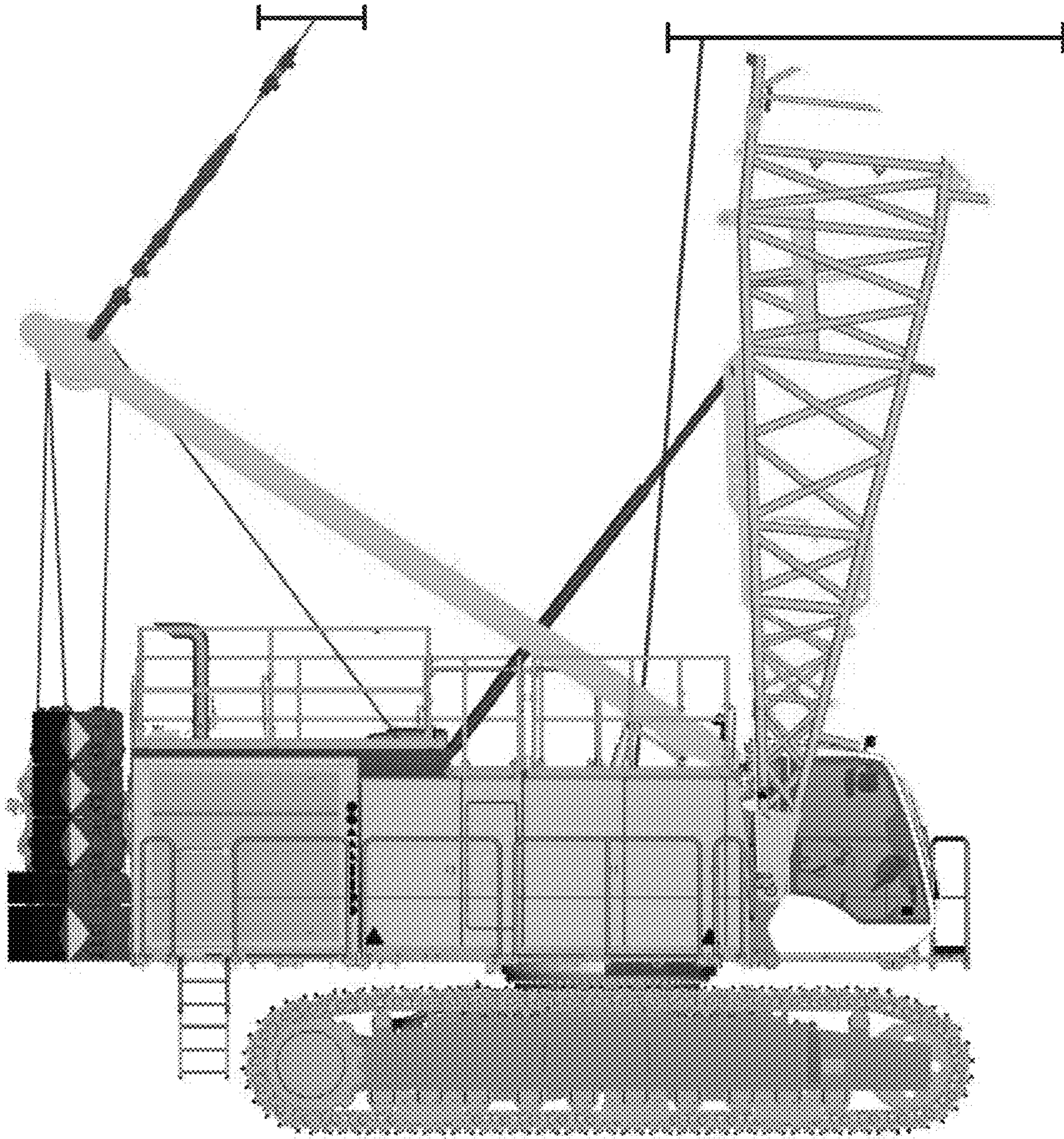


Fig. 4




Fig. 5




Fig. 6

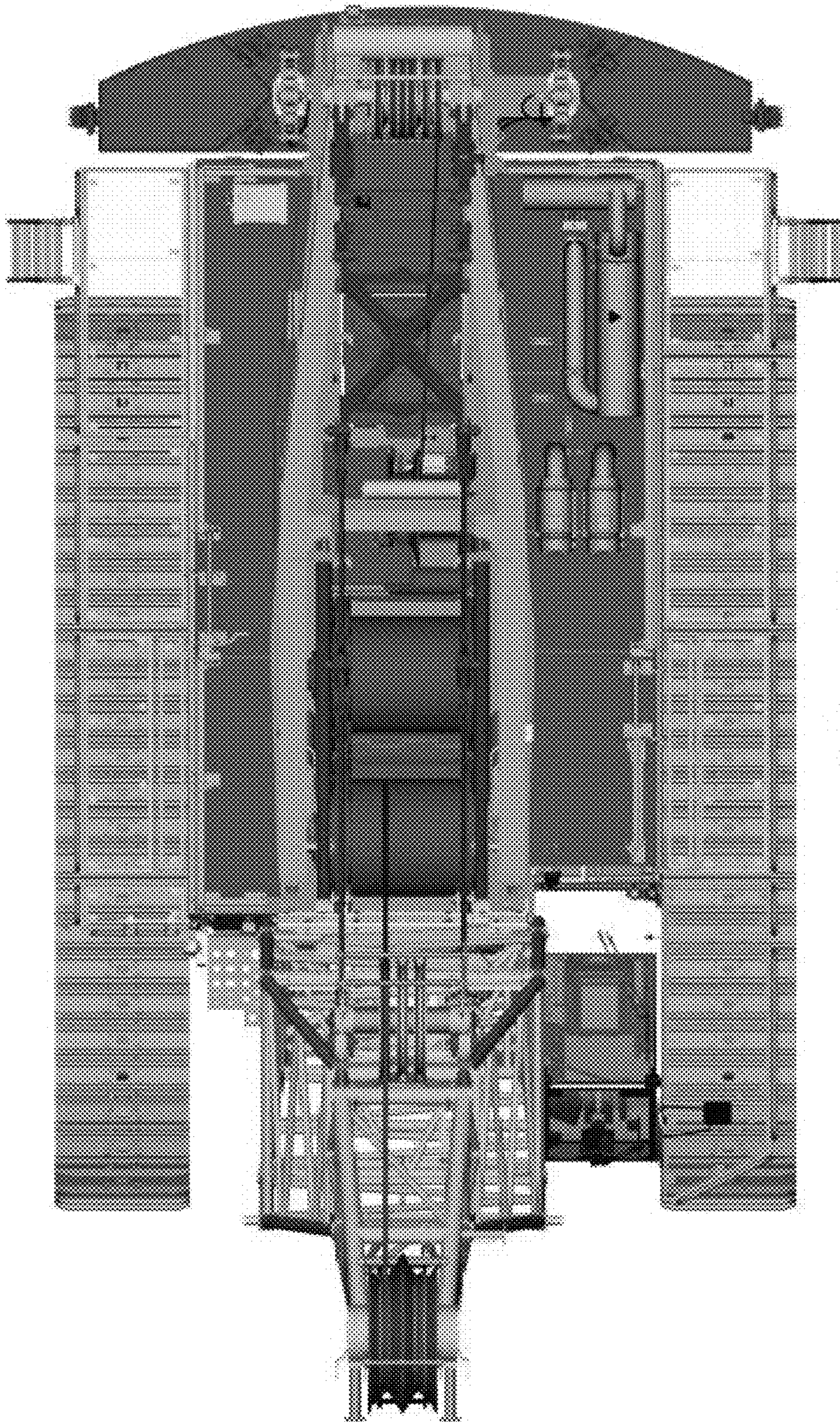


Fig. 7