



US00D783217S

(12) **United States Design Patent** (10) **Patent No.:** **US D783,217 S**  
**Muir** (45) **Date of Patent:** **\*\* Apr. 4, 2017**

(54) **WASTE CONTAINER**  
(71) Applicant: **Robin Muir**, Buffalo, NY (US)  
(72) Inventor: **Robin Muir**, Buffalo, NY (US)  
(\*\*) Term: **15 Years**  
(21) Appl. No.: **29/505,553**  
(22) Filed: **Dec. 21, 2015**  
(51) **LOC (10) Cl.** ..... **09-09**  
(52) **U.S. Cl.**  
USPC ..... **D34/4**  
(58) **Field of Classification Search**  
USPC ..... 137/273, 282, 296; 220/486, 492;  
D23/207; D34/4, 7, 9, 11, 39  
CPC ..... E02F 3/404; E02F 3/407; A47G 23/0225;  
A47G 2023/0283; A47G 23/0241; A47G  
7/044; A47G 7/045; B65F 1/10  
See application file for complete search history.

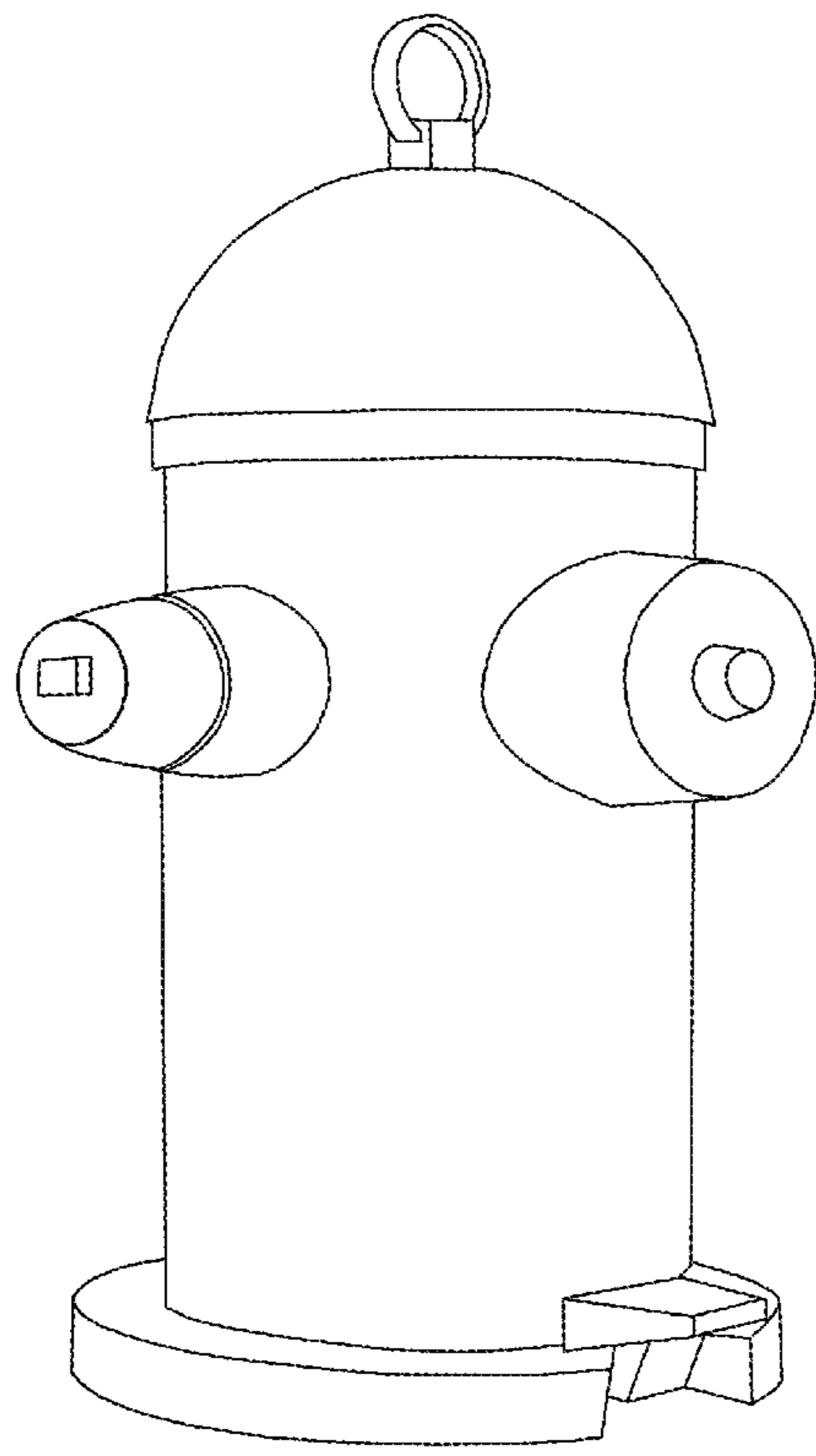
(56) **References Cited**  
**U.S. PATENT DOCUMENTS**  
D481,442 S \* 10/2003 Liu ..... D23/209  
6,901,950 B1 \* 6/2005 Burt ..... E03B 9/02  
137/294  
D510,649 S \* 10/2005 Daams ..... D34/9  
D517,266 S \* 3/2006 Daams ..... D34/9  
7,040,342 B1 \* 5/2006 Stehling ..... E03B 9/02  
137/327  
D592,372 S \* 5/2009 Neuhaus ..... D34/9

7,797,972 B2 \* 9/2010 Nickeas ..... E05B 67/36  
137/382  
D631,134 S \* 1/2011 German ..... D23/234  
8,302,623 B1 \* 11/2012 Nichols ..... F16K 15/03  
137/283  
8,614,745 B1 \* 12/2013 Al Azemi ..... H04N 7/183  
348/159  
9,061,827 B1 \* 6/2015 Brennan ..... B65F 1/10  
D734,585 S \* 7/2015 Brennan ..... D34/4  
D739,196 S \* 9/2015 Mohr ..... D8/38  
2006/0042693 A1 \* 3/2006 Holland ..... E03B 9/02  
137/296  
2010/0307609 A1 \* 12/2010 Burt ..... E03B 9/02  
137/294

\* cited by examiner  
*Primary Examiner* — Cynthia Ramirez  
*Assistant Examiner* — Michael Maharajh  
(74) *Attorney, Agent, or Firm* — Vincent G. LoTempio;  
Kloss, Stenger & LoTempio; David T. Stephenson

(57) **CLAIM**  
The ornamental design for a waste container, as shown and described.

**DESCRIPTION**  
FIG. 1 is a perspective view of the waste container, showing my new design;  
FIG. 2 is a front perspective view thereof;  
FIG. 3 is the bottom perspective view thereof; and,  
FIG. 4 is the top perspective view.  
**1 Claim, 4 Drawing Sheets**



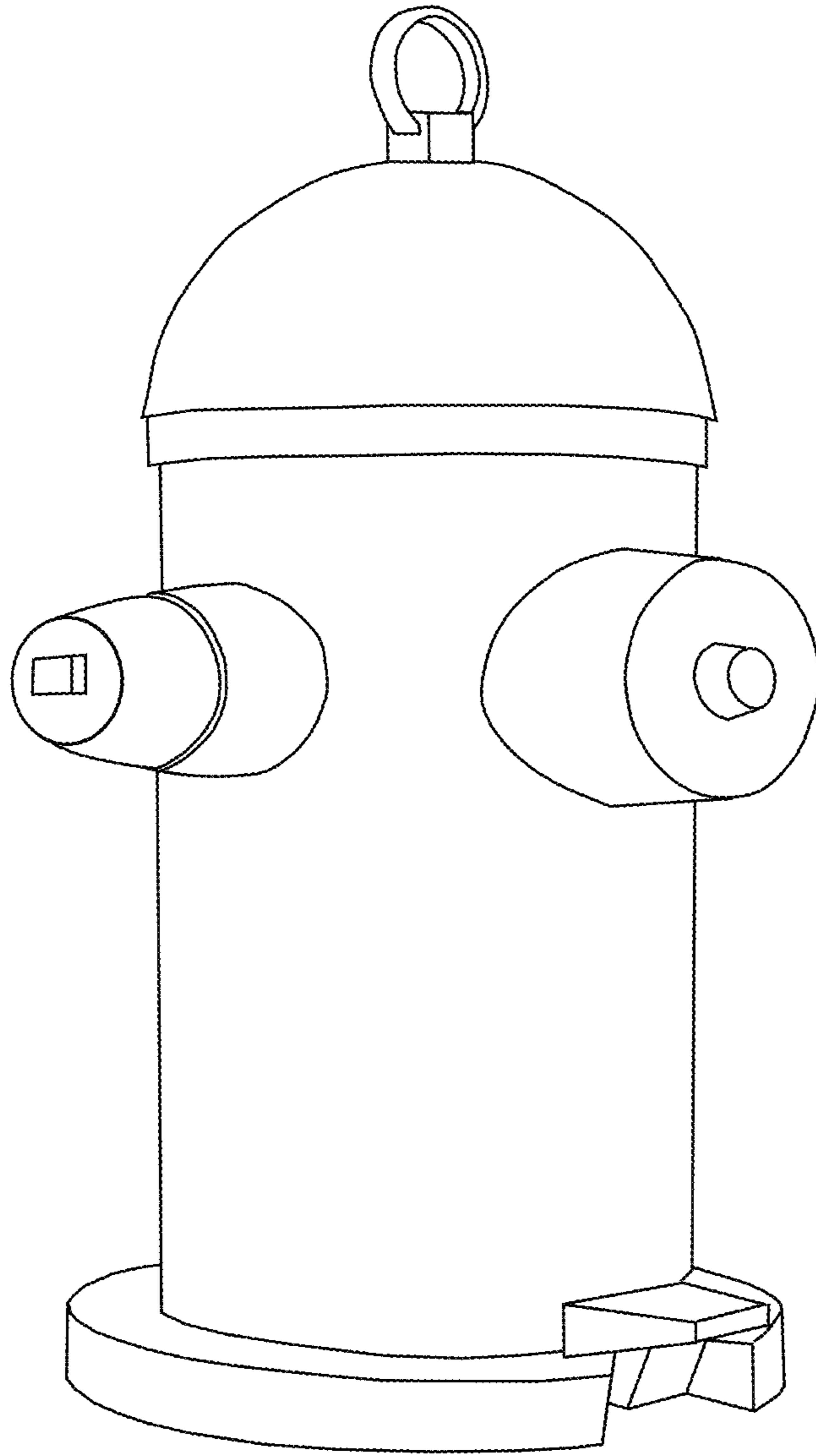


FIG. 1

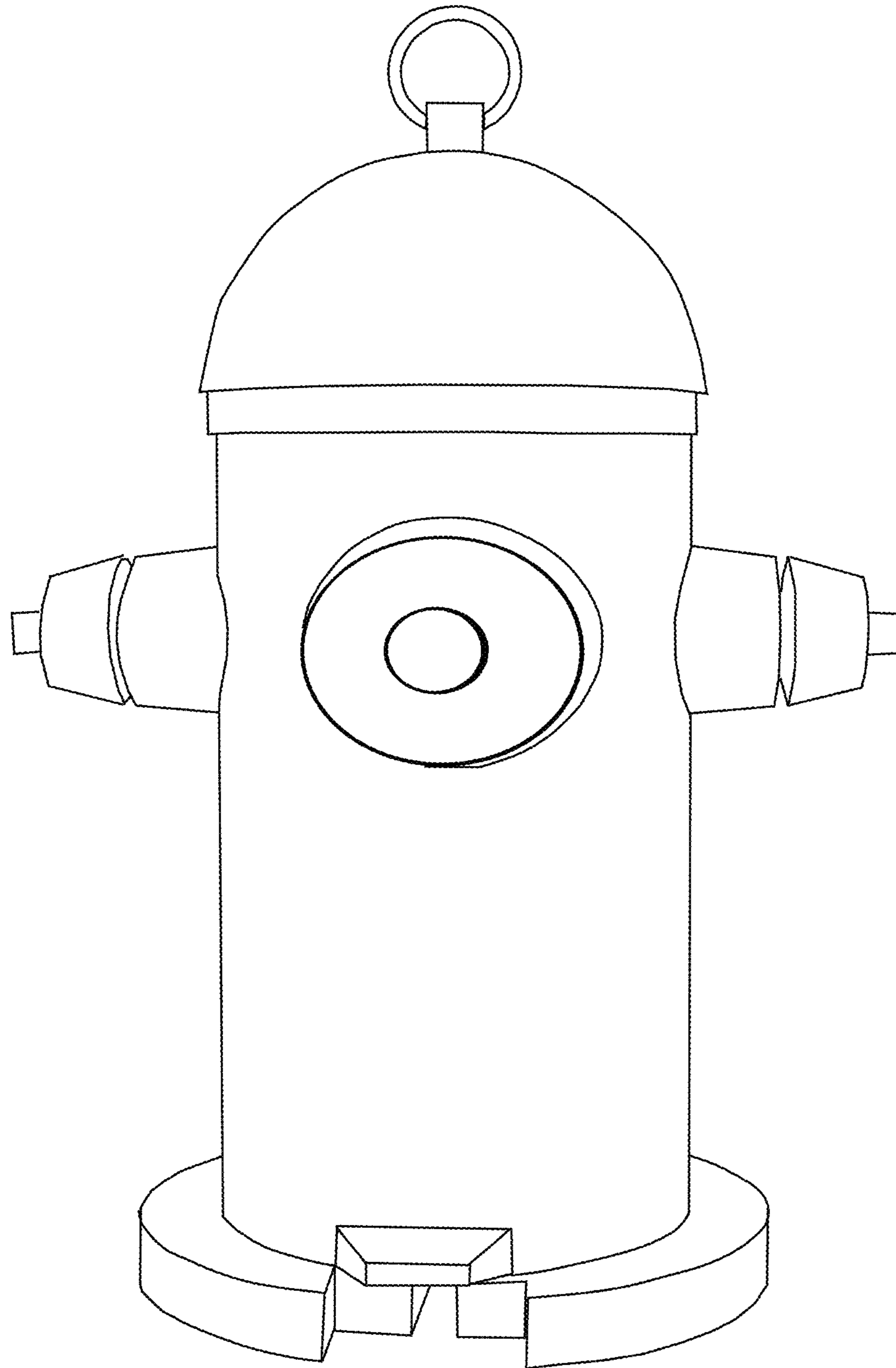


FIG. 2

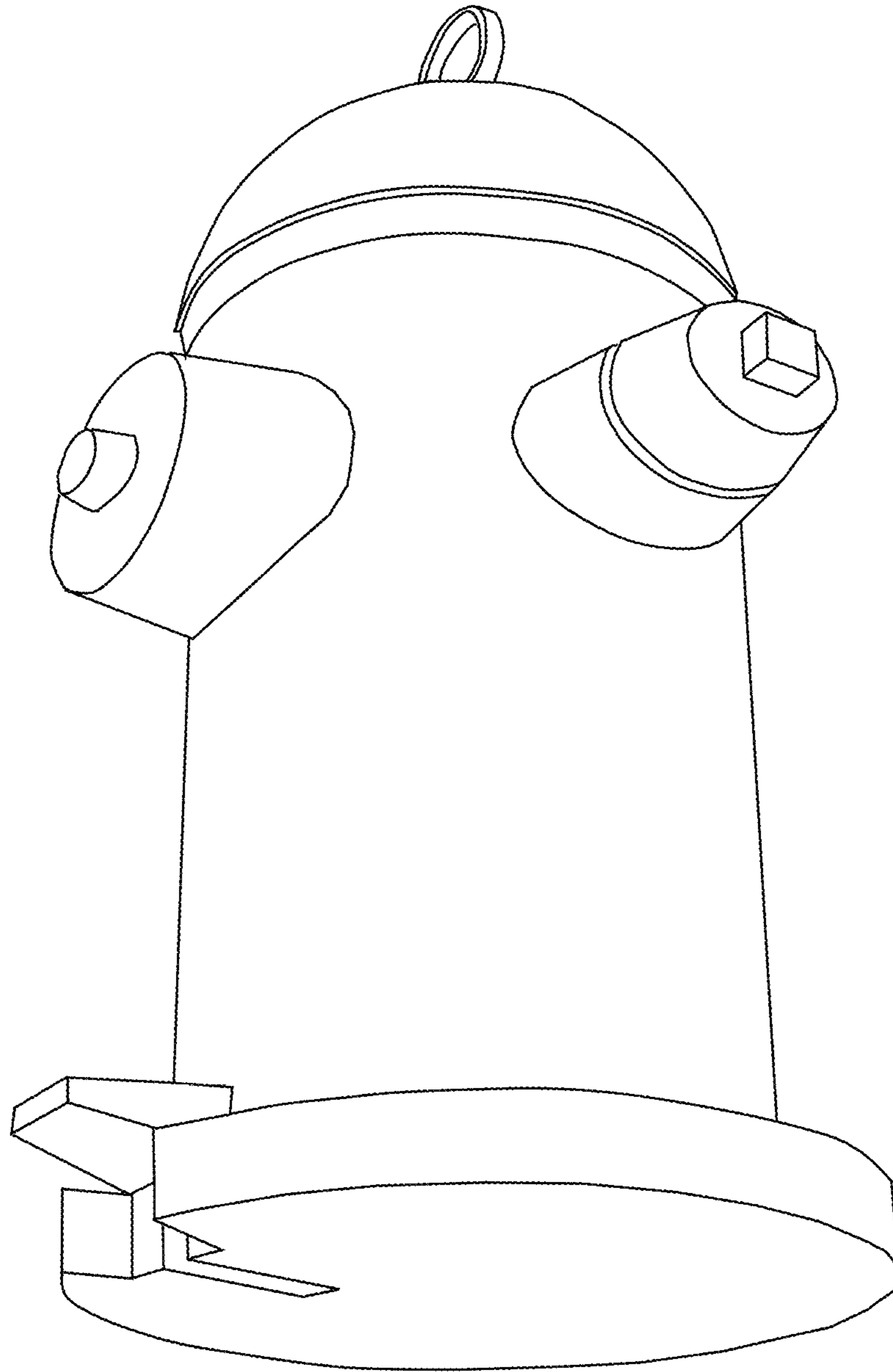


FIG. 3

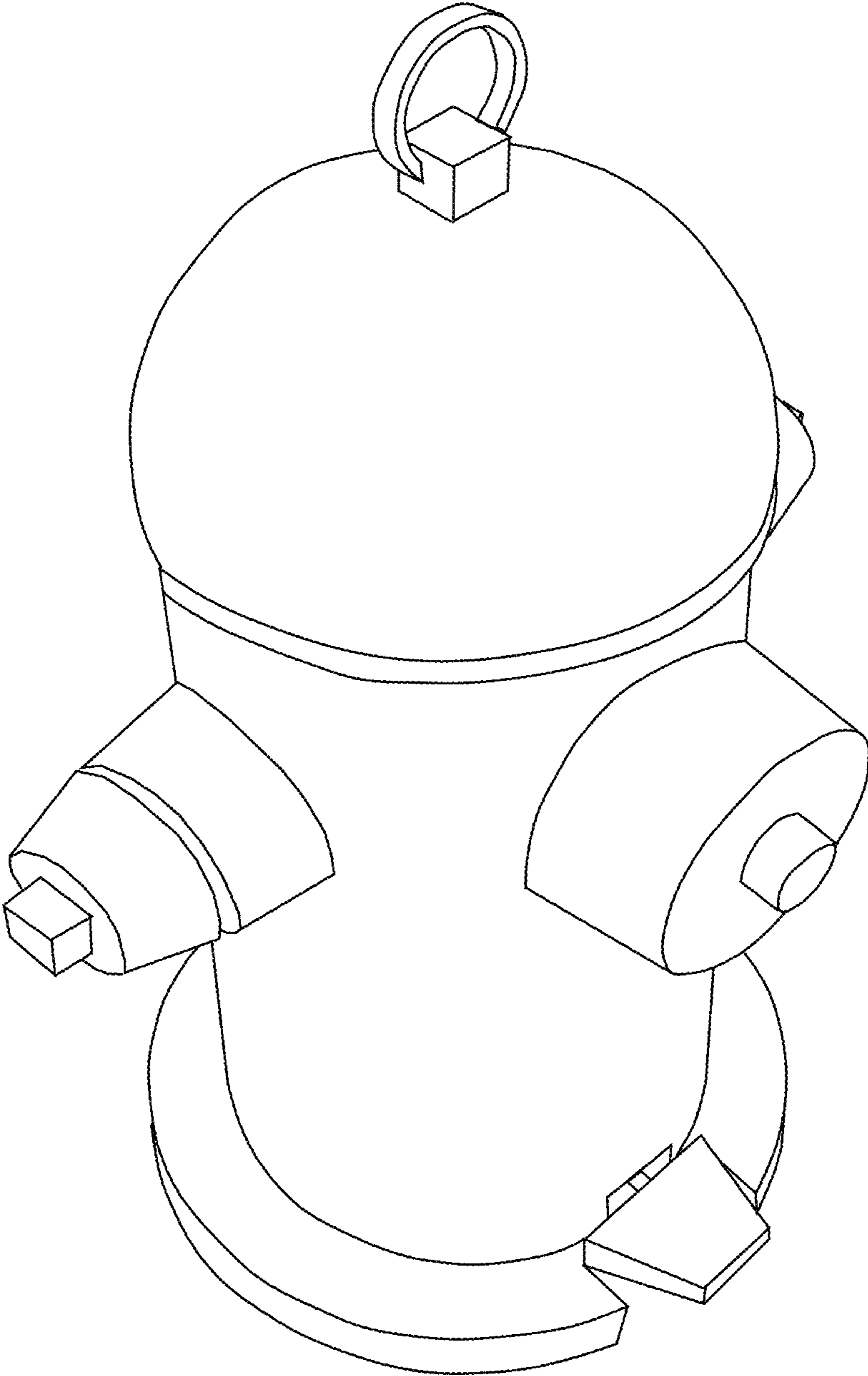


FIG.4