



US00D783182S

(12) **United States Design Patent**
Kilian et al.

(10) **Patent No.:** **US D783,182 S**

(45) **Date of Patent:** **** Apr. 4, 2017**

- (54) **ARCHITECTURAL FIXTURE**
- (71) Applicant: **ARKTURA LLC**, Gardena, CA (US)
- (72) Inventors: **Robert Kilian**, Venice, CA (US); **Kevin Kane**, Los Angeles, CA (US); **Chris Kabatsi**, Venice, CA (US)
- (73) Assignee: **Arktura LLC**, Los Angeles, CA (US)
- (**) Term: **15 Years**

- 6,442,785 B1 * 9/2002 Robinson A46B 9/028
15/167.1
- D467,081 S * 12/2002 Harada D4/104
- D467,082 S * 12/2002 Harada D4/104
- D468,538 S * 1/2003 Harada D4/104
- 6,595,219 B2 * 7/2003 Anderson A46B 9/10
132/123
- D480,876 S * 10/2003 Harada D4/104
- 6,886,207 B1 * 5/2005 Solanki A46B 9/028
15/110
- D623,318 S * 9/2010 Damen D25/138
(Continued)

- (21) Appl. No.: **29/532,274**
- (22) Filed: **Jul. 3, 2015**
- (51) **LOC (10) Cl.** **25-01**
- (52) **U.S. Cl.**
USPC **D25/138**; D25/144
- (58) **Field of Classification Search**
USPC ... D25/138-163, 48.5, 103; D5/1, 2, 3, 5, 6,
D5/8, 11, 12, 15, 16, 24, 29, 32, 43, 47,
D5/53, 54, 58
CPC E04B 2001/1984; E04B 2001/2481; E04B
1/84; E04B 1/8404; E04B 1/86; E04B
9/00; E04B 9/22; E04B 9/225; E04B
9/24; E04B 9/242; F21V 7/043; F21V
21/02; F21V 21/104; E04F 13/00
See application file for complete search history.

- (56) **References Cited**
U.S. PATENT DOCUMENTS
4,472,853 A * 9/1984 Rauch A46B 5/0025
132/308
4,517,703 A * 5/1985 Koke A46B 17/06
119/628
D384,058 S * 9/1997 Pinon D4/121
5,926,902 A * 7/1999 Pierre A45D 24/42
119/628
D414,938 S * 10/1999 Von Stein D4/104
D431,908 S * 10/2000 Harada D4/104
D434,564 S * 12/2000 Harada D4/110

OTHER PUBLICATIONS

Arktura Alluvia Range (on-line), no date available. Retrieved from Internet Feb. 1, 2017, URL: <https://arktura.com/product/alluvia-range/> (6 pages).*

Primary Examiner — Vy Koenig
Assistant Examiner — Kimberly Barnes
(74) *Attorney, Agent, or Firm* — Zuber Lawler & Del
Duca LLP; Matthew J. Spark

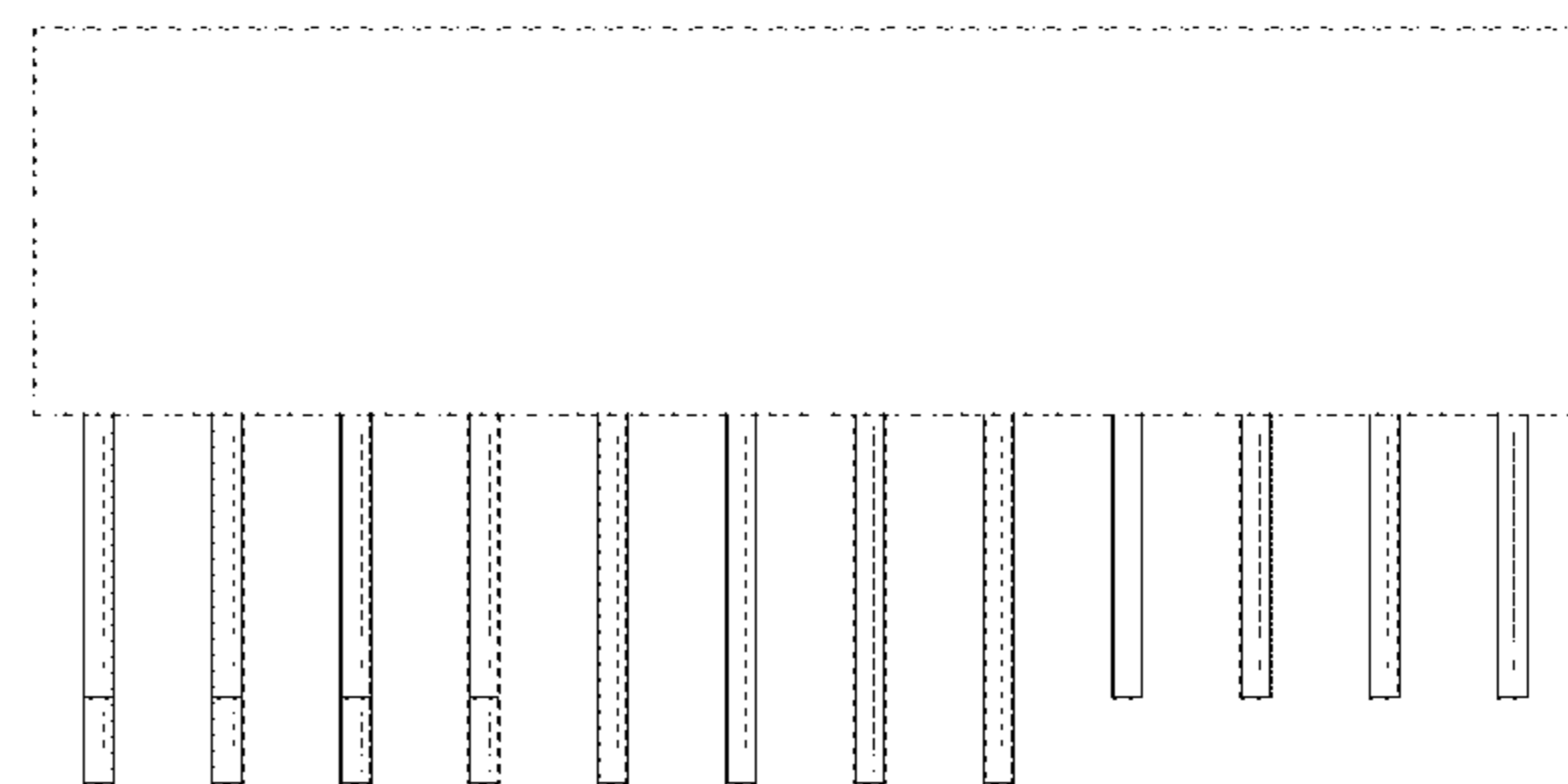
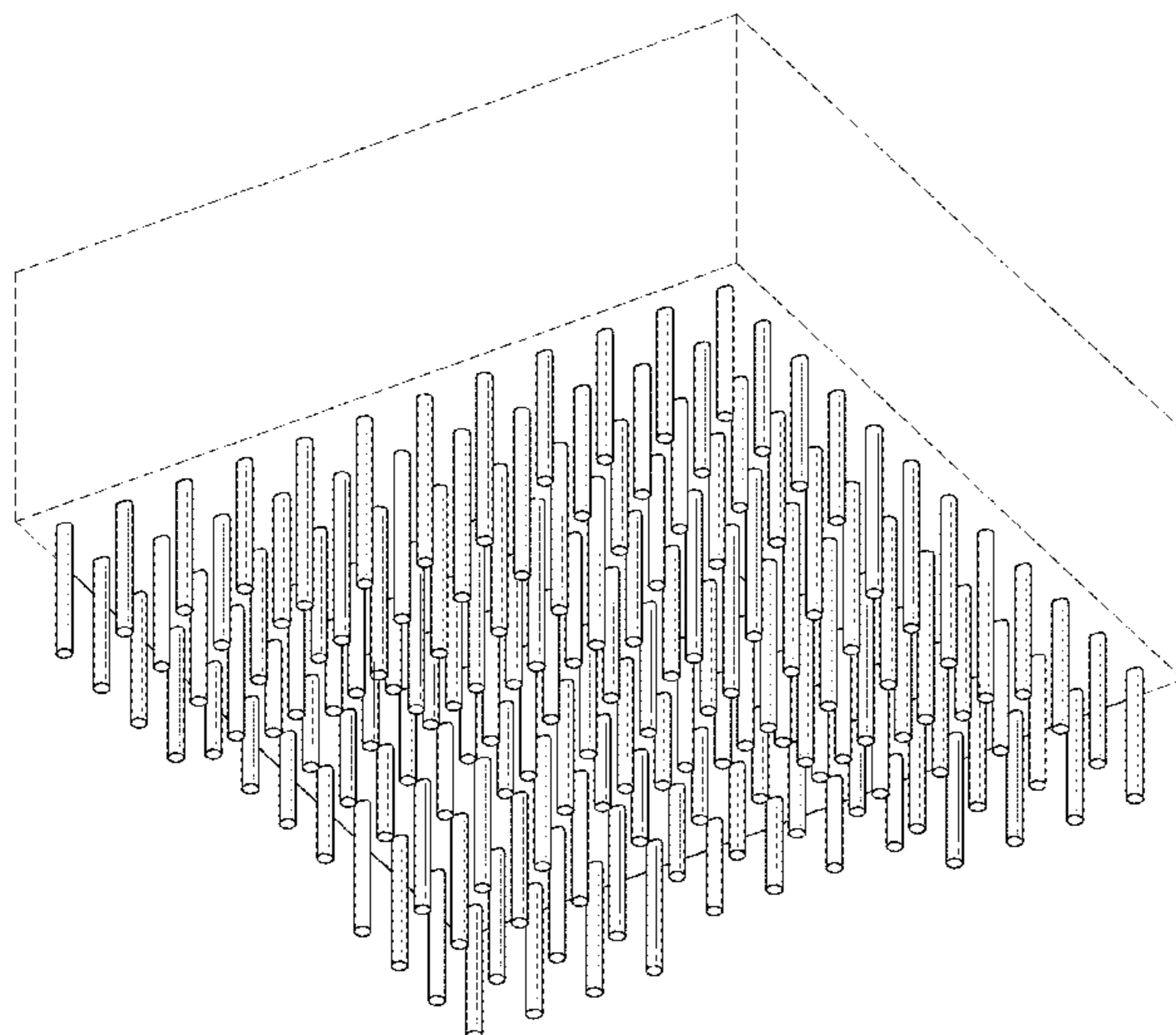
(57) **CLAIM**

The ornamental design for an architectural fixture, as shown and described.

DESCRIPTION

FIG. 1 is a bottom, front, left perspective view of our new design for an architectural fixture;
FIG. 2 is a front elevational view thereof;
FIG. 3 is a left elevational view thereof;
FIG. 4 is a rear elevational view thereof;
FIG. 5 is a right elevational view thereof;
FIG. 6 is a bottom plan view thereof; and,
FIG. 7 is a top plan view thereof.
The broken lines in the accompanying figures depict portions of the architectural fixture that form no part of the claimed design.

1 Claim, 5 Drawing Sheets



(56)

References Cited

U.S. PATENT DOCUMENTS

7,861,360	B2 *	1/2011	Malka	A46B 17/06 132/119
8,297,232	B2 *	10/2012	Clayson	A01K 13/002 119/615
9,033,602	B2 *	5/2015	Boyd	A46B 11/0055 401/109
D764,184	S *	8/2016	Paetzel	D5/2
9,416,532	B2 *	8/2016	Kang	G10K 11/172
D767,171	S *	9/2016	Kilian	D25/138
D769,627	S *	10/2016	Hanson	D4/116
2009/0042014	A1 *	2/2009	Synnestvedt	B32B 3/26 428/314.2

* cited by examiner

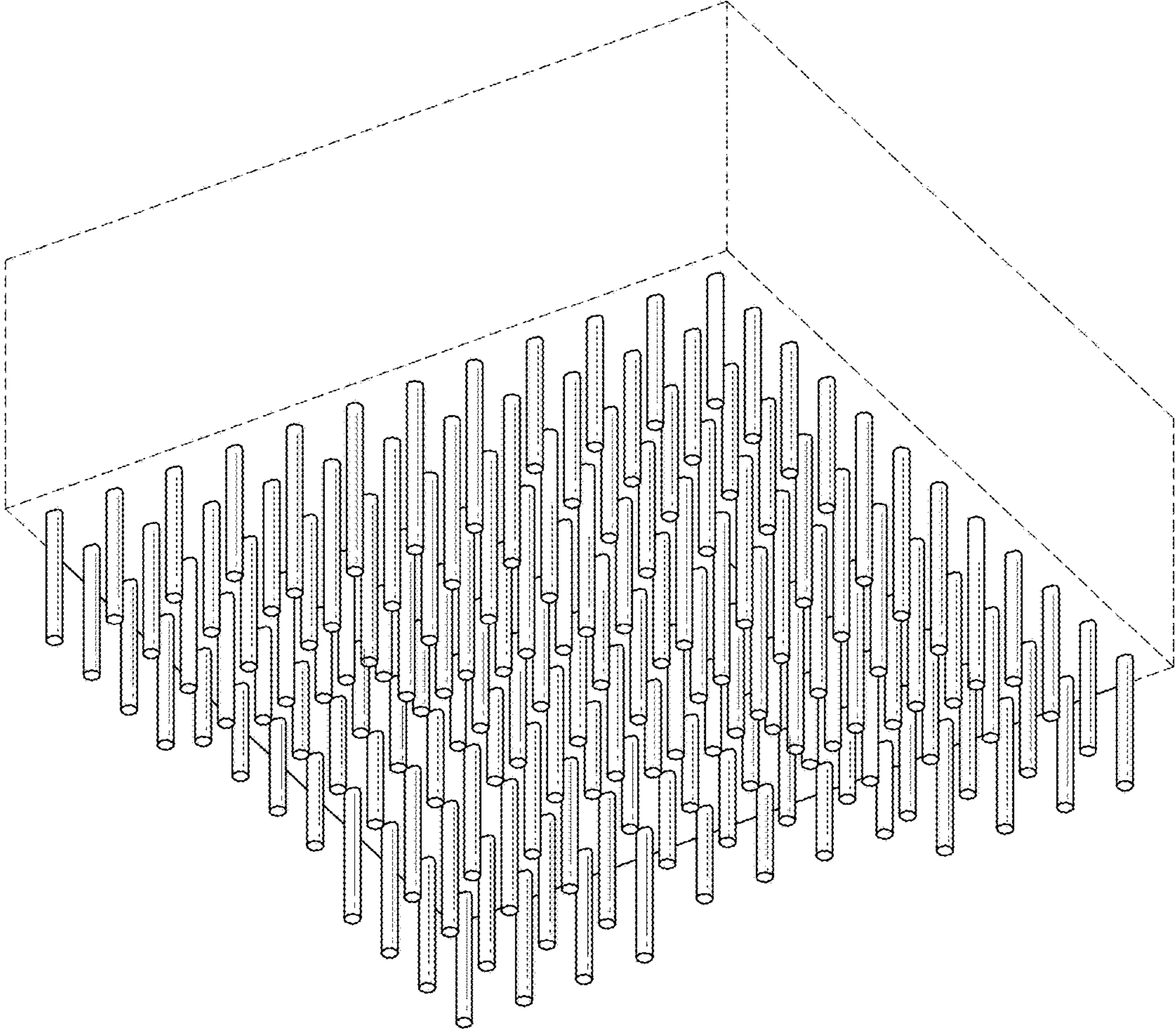


FIG. 1

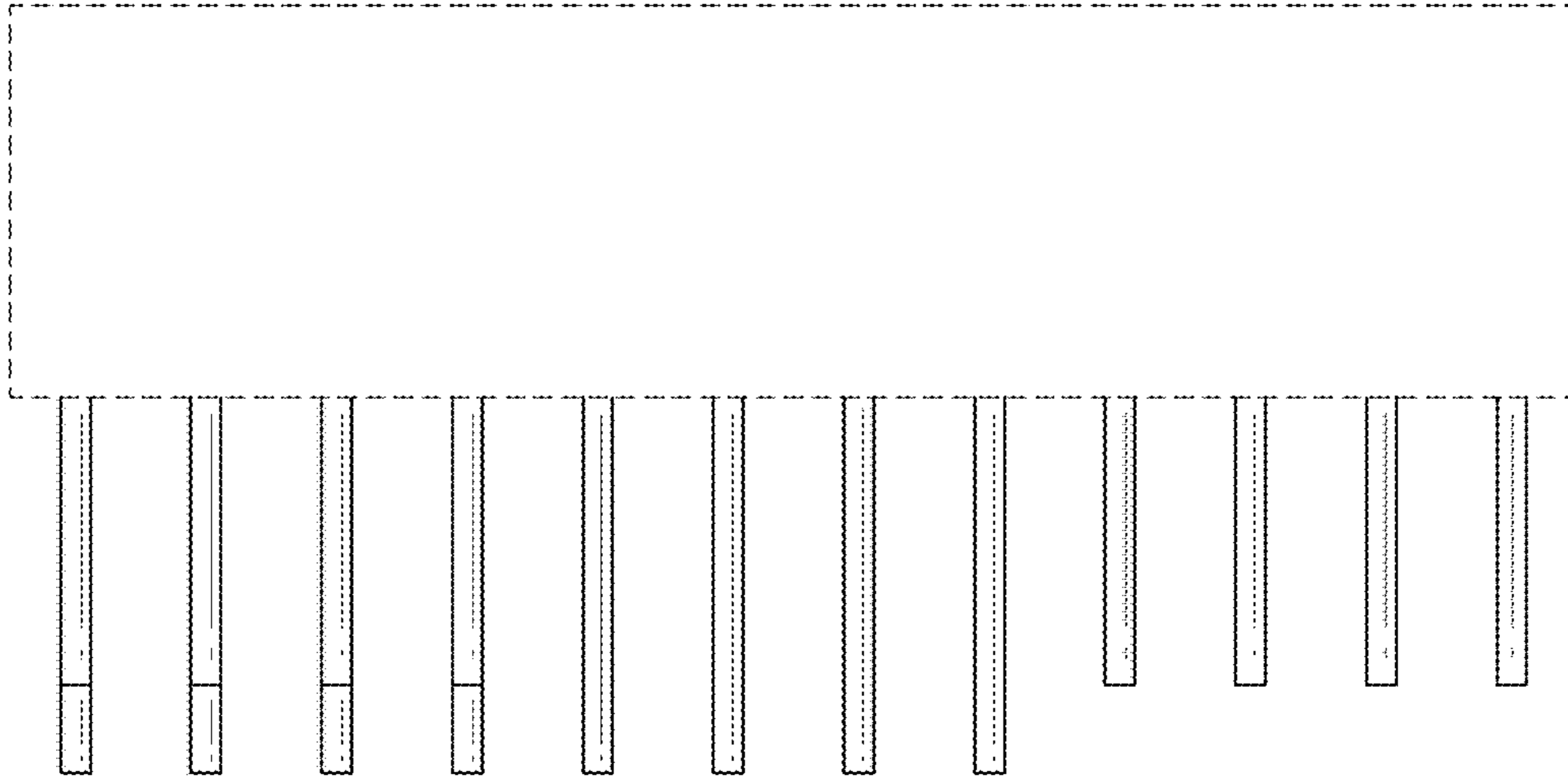


FIG. 2

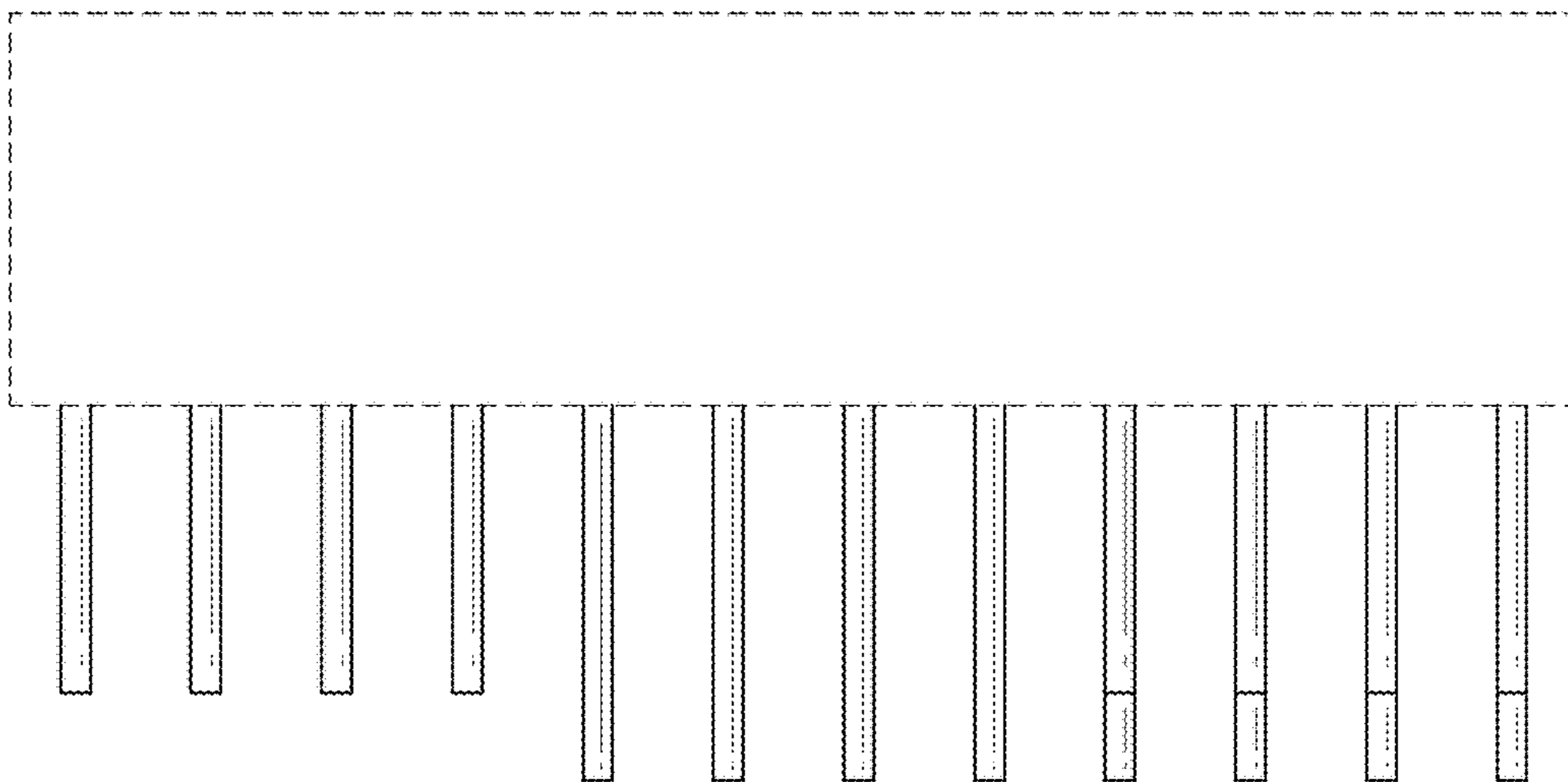


FIG. 3

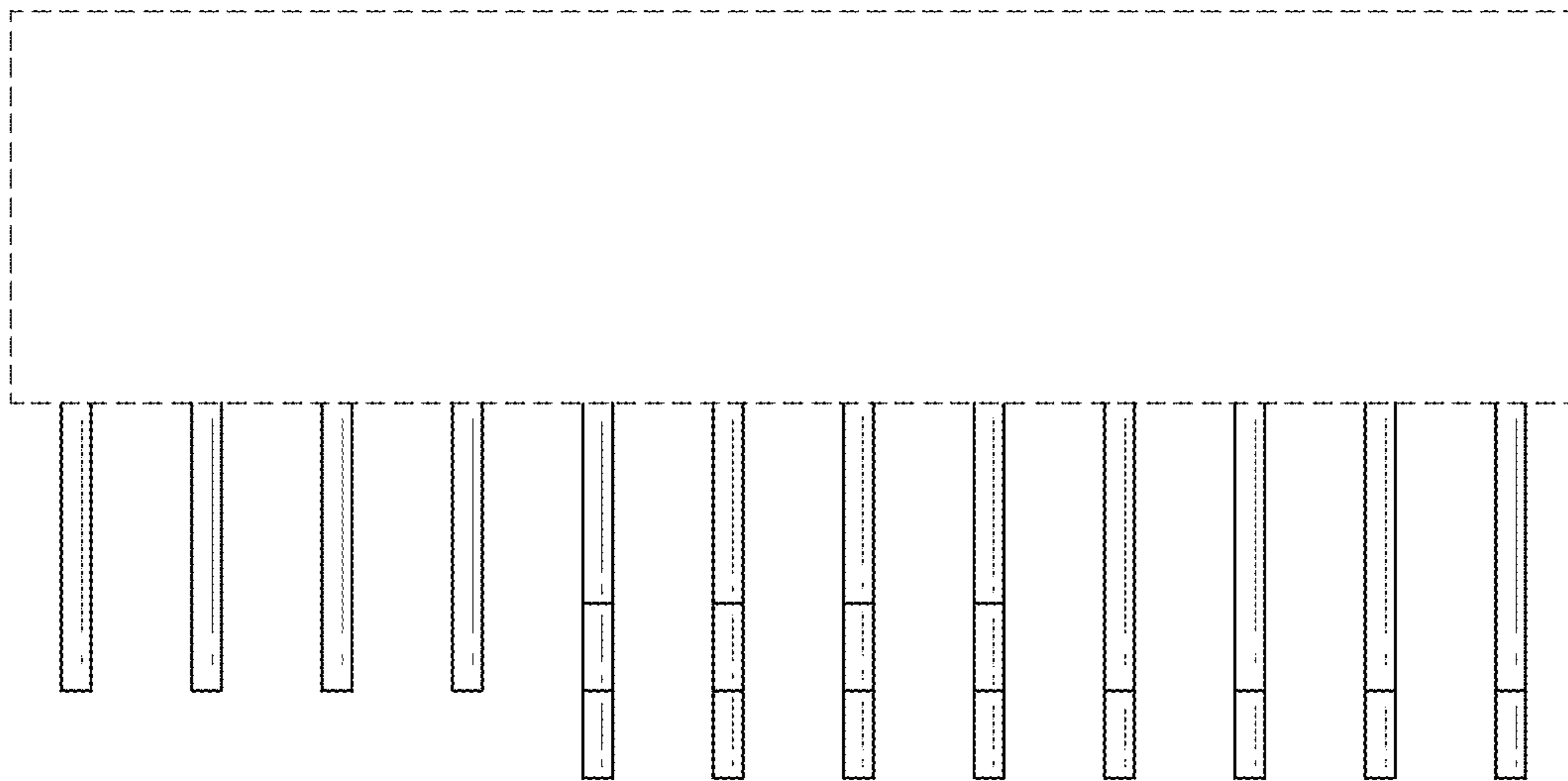


FIG. 4

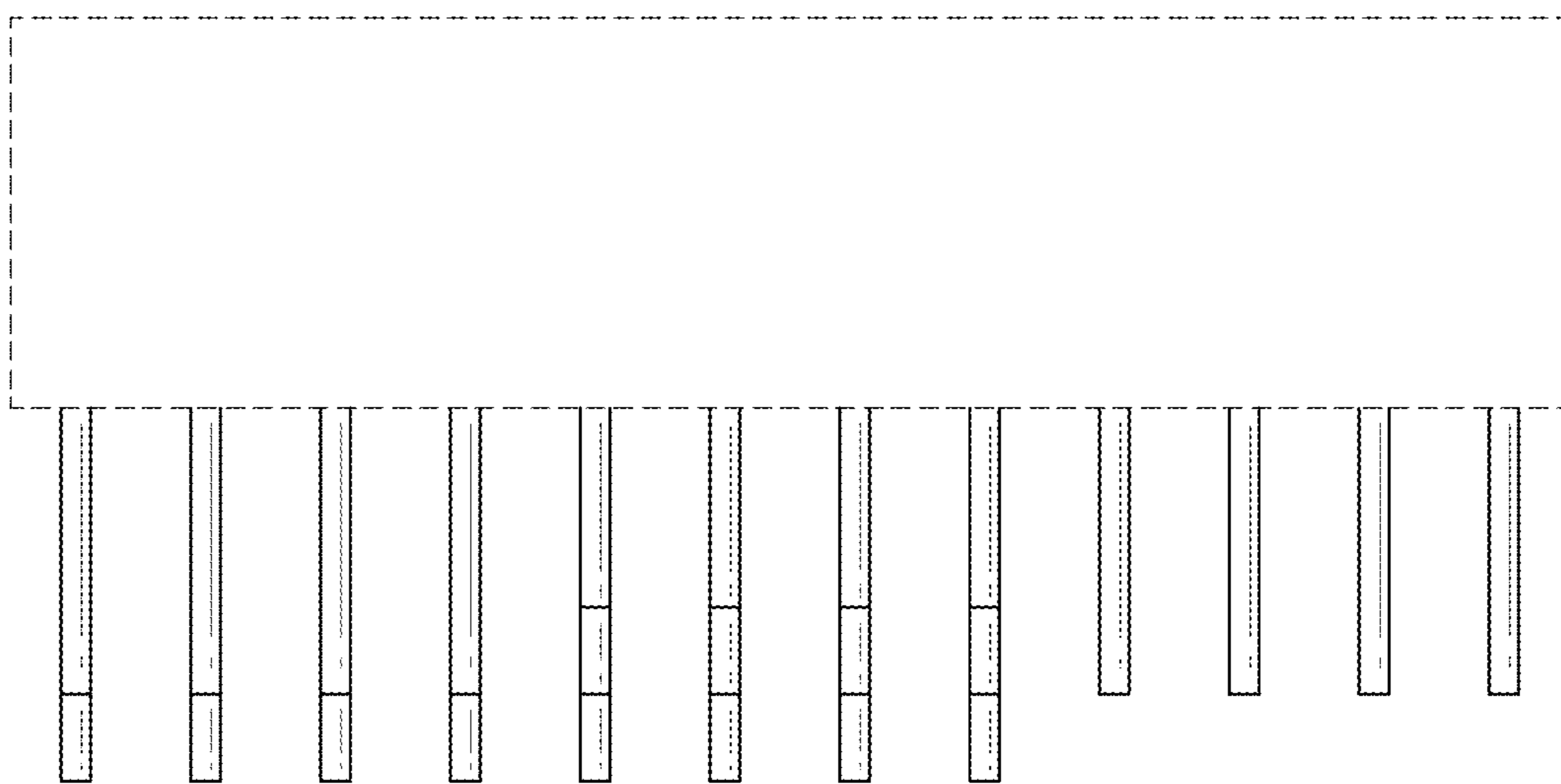


FIG. 5




FIG. 6




FIG. 7