



US00D783180S

(12) **United States Design Patent** (10) **Patent No.:** **US D783,180 S**
Williams (45) **Date of Patent:** **** *Apr. 4, 2017**

(54) **WALL BASE**

(71) Applicant: **VPI Corporation**, Sheboygan, WI (US)

(72) Inventor: **Jeremy Williams**, Elkhart Lake, WI (US)

(73) Assignee: **VPI CORPORATION**, Sheboygan, WI (US)

(*) Notice: This patent is subject to a terminal disclaimer.

(**) Term: **14 Years**

(21) Appl. No.: **29/514,235**

(22) Filed: **Jan. 9, 2015**

(51) **LOC (10) Cl.** **25-01**

(52) **U.S. Cl.**
USPC **D25/119**

(58) **Field of Classification Search**
USPC D25/48.2–48.4, 119–124, 136, 137, 164,
D25/199; 52/11–15, 94–96
CPC E04B 2/08; E04B 2/18; E04B 2002/0206
See application file for complete search history.

(56) **References Cited**

U.S. PATENT DOCUMENTS

1,585,960	A *	5/1926	Baum	E04F 19/0495
					52/288.1
1,943,168	A *	1/1934	Doppel	G09F 3/20
					40/618
D135,948	S *	7/1943	Caplan	293/1
3,365,854	A	1/1968	Gallo		
4,565,041	A	1/1986	Wendt		
D287,082	S *	12/1986	Gambon	D25/119
D296,136	S *	6/1988	Dreiling	D25/136
D350,405	S *	9/1994	Crossley	D25/136

(Continued)

OTHER PUBLICATIONS

Burke Flooring—Profiles Designer Wall Base product data page; retrieved from internet url: http://www.burkeflooring.com/products-wall_base-profiles.php; Copyright 2010; 2 pages.

(Continued)

Primary Examiner — Cathron Brooks

Assistant Examiner — Aula Soroush

(74) *Attorney, Agent, or Firm* — Husch Blackwell LLP

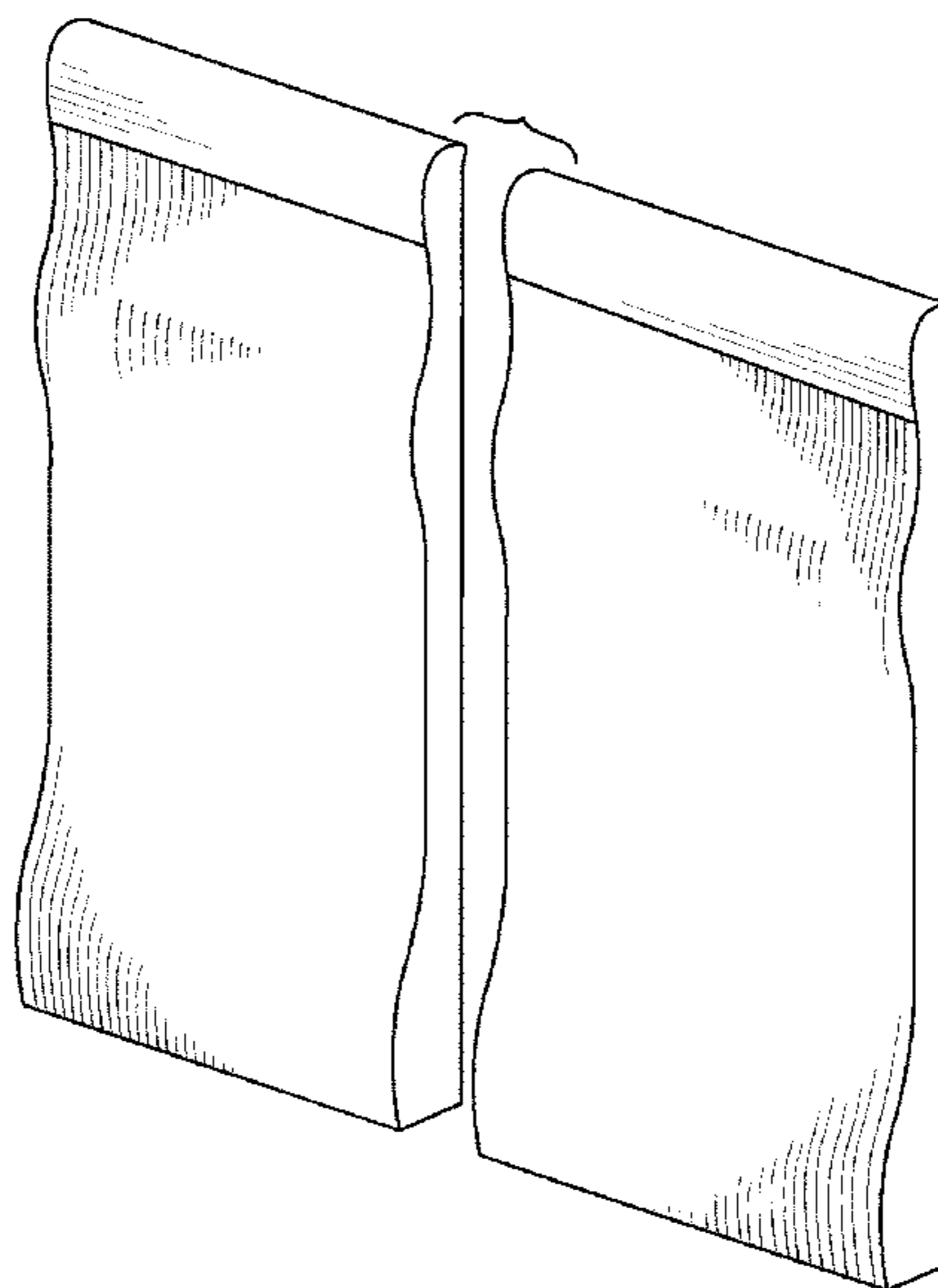
(57) **CLAIM**

The ornamental design for a wall base, as shown and described.

DESCRIPTION

FIG. 1 is a perspective view of a wall base showing my new design;
FIG. 2 is a top plan view thereof;
FIG. 3 is a front elevation view thereof;
FIG. 4 is a right side elevation view thereof;
FIG. 5 is a rear elevation view thereof;
FIG. 6 is a left side elevation view thereof; and
FIG. 7 is a bottom plan view thereof.
FIG. 8 is a perspective view of a second embodiment of a wall base showing my new design;
FIG. 9 is a top plan view thereof;
FIG. 10 is a front elevation view thereof;
FIG. 11 is a right side elevation view thereof;
FIG. 12 is a rear elevation view thereof;
FIG. 13 is a left side elevation view thereof; and,
FIG. 14 is a bottom plan view thereof.
The wall base is shown with a symbolic break in its length. The appearance of any portion of the wall base between the break lines forms no part of the claimed design.

1 Claim, 6 Drawing Sheets



(56)

References Cited

U.S. PATENT DOCUMENTS

D371,609 S 7/1996 Pelosi et al.
 D416,632 S 11/1999 Pelosi et al.
 6,189,276 B1* 2/2001 Pinto E04F 19/04
 52/287.1
 D447,579 S 9/2001 Lehrkamp
 D474,548 S 5/2003 Glatz
 D481,137 S 10/2003 Glatz
 D483,881 S 12/2003 Glatz
 D483,882 S 12/2003 Glatz
 D483,883 S* 12/2003 Glatz D25/136
 D483,884 S 12/2003 Glatz
 D484,253 S 12/2003 Glatz
 D484,254 S* 12/2003 Glatz D25/136
 D485,622 S* 1/2004 Sudano D25/119
 D486,589 S* 2/2004 Knapp D25/119
 D486,590 S* 2/2004 Knapp D25/119
 D489,831 S 5/2004 Glatz
 D491,283 S* 6/2004 Glatz D25/136
 D493,895 S 8/2004 Glatz
 D494,057 S 8/2004 Hightower
 D499,192 S 11/2004 Glatz
 D499,193 S 11/2004 Glatz
 D499,816 S* 12/2004 Eichner D25/119
 D499,818 S* 12/2004 Glatz D25/136
 D500,149 S 12/2004 Glatz
 D500,371 S* 12/2004 Glatz D25/136
 D500,869 S* 1/2005 Glatz D25/136
 D510,145 S 9/2005 Folliard
 D511,216 S 11/2005 Folliard
 D514,236 S 1/2006 Glatz
 D517,223 S 3/2006 Folliard
 D529,196 S 9/2006 Folliard
 D529,197 S 9/2006 Folliard
 D529,198 S 9/2006 Folliard
 D529,199 S 9/2006 Folliard
 D529,631 S 10/2006 Folliard
 D529,632 S 10/2006 Folliard
 D561,916 S 2/2008 Visintin
 D562,466 S 2/2008 Visintin
 D579,578 S* 10/2008 Chaney D25/119
 D604,341 S 11/2009 Busalt et al.
 D623,770 S 9/2010 Johnston
 D629,125 S 12/2010 Johnston
 D634,026 S 3/2011 Baccarini
 D638,287 S 5/2011 Tedesco et al.

D666,326 S* 8/2012 Sims D25/119
 D676,153 S 2/2013 Johnston
 D676,154 S 2/2013 Johnston
 D676,155 S 2/2013 Johnston
 D676,156 S 2/2013 Johnston
 D676,157 S 2/2013 Johnston
 D676,158 S 2/2013 Johnston
 D686,757 S 7/2013 Johnston
 8,534,017 B1* 9/2013 Schroeter E04F 19/0468
 24/563
 D703,294 S* 4/2014 Witkowski D23/233
 D720,474 S* 12/2014 Gori D25/119
 D720,475 S* 12/2014 Gori D25/119
 2004/0040235 A1* 3/2004 Kurtz E04F 19/0468
 52/288.1
 2007/0256376 A1* 11/2007 Vaes E04F 19/0495
 52/211
 2007/0277473 A1* 12/2007 Richardson E04F 19/049
 52/716.1
 2010/0242389 A1* 9/2010 DePaul E04F 19/0436
 52/288.1
 2011/0045250 A1 2/2011 De Zen
 2013/0047532 A1* 2/2013 Armacost B26D 1/30
 52/288.1

OTHER PUBLICATIONS

Johnsonite Millwork Wall Finishing System page; retrieved from the internet url: <http://www.johnsonite.com/Default.aspx?tabid=1157&sku=MW-XXX-J>, printed Dec. 30, 2013, 1 page.
 Johnsonite Millwork Contoured Wall Base, Chair Rail and Corner Guard page; retrieved from internet url: <http://www.johnsonite.com/WallBaseFinishesAccessories/FinishBordersWallBase/MillworkContouredWBChairRailCornerGuard>; printed Dec. 20, 2013, 2 pages.
 Johnsonite Millwork Photo Gallery pages; retrieved from internet url: <http://www.johnsonite.com/ColorResourcesTools/PhotoGallery/tabid/822/AlbumID/2151-236/Default.aspx>, printed Dec. 30, 2013, 2 pages.
 PRWEB, Profiles Wall Base Line Announced by Burke Flooring, retrieved from internet url: <http://www.prweb.com/releases/2009/07/prweb2591514.htm>, Jul. 1, 2009, 1 page.
 Burke Flooring, Profiles Designer Wall Base Catalog, downloaded circa Dec. 2013, 12 pages.

* cited by examiner

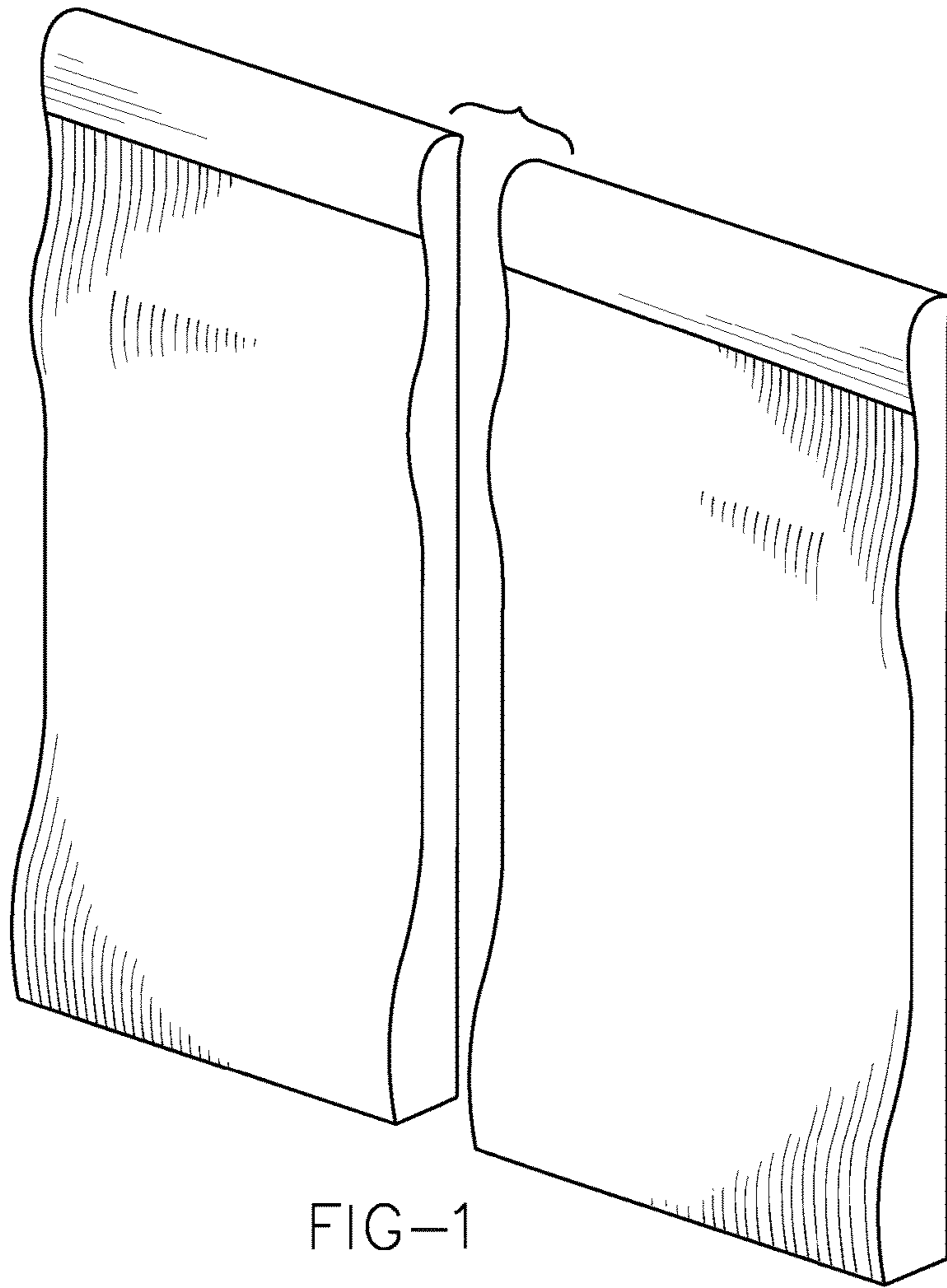
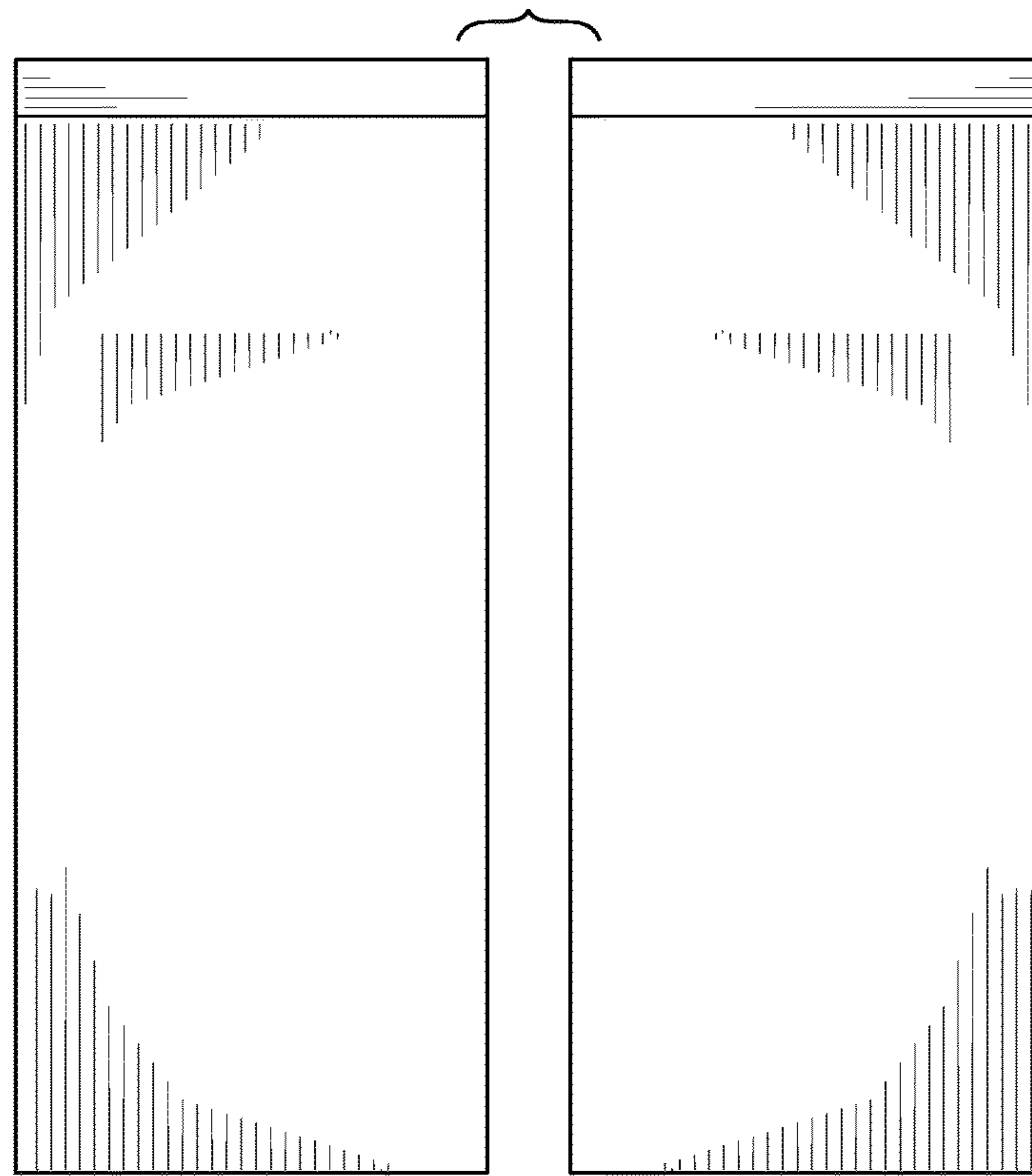



FIG-1



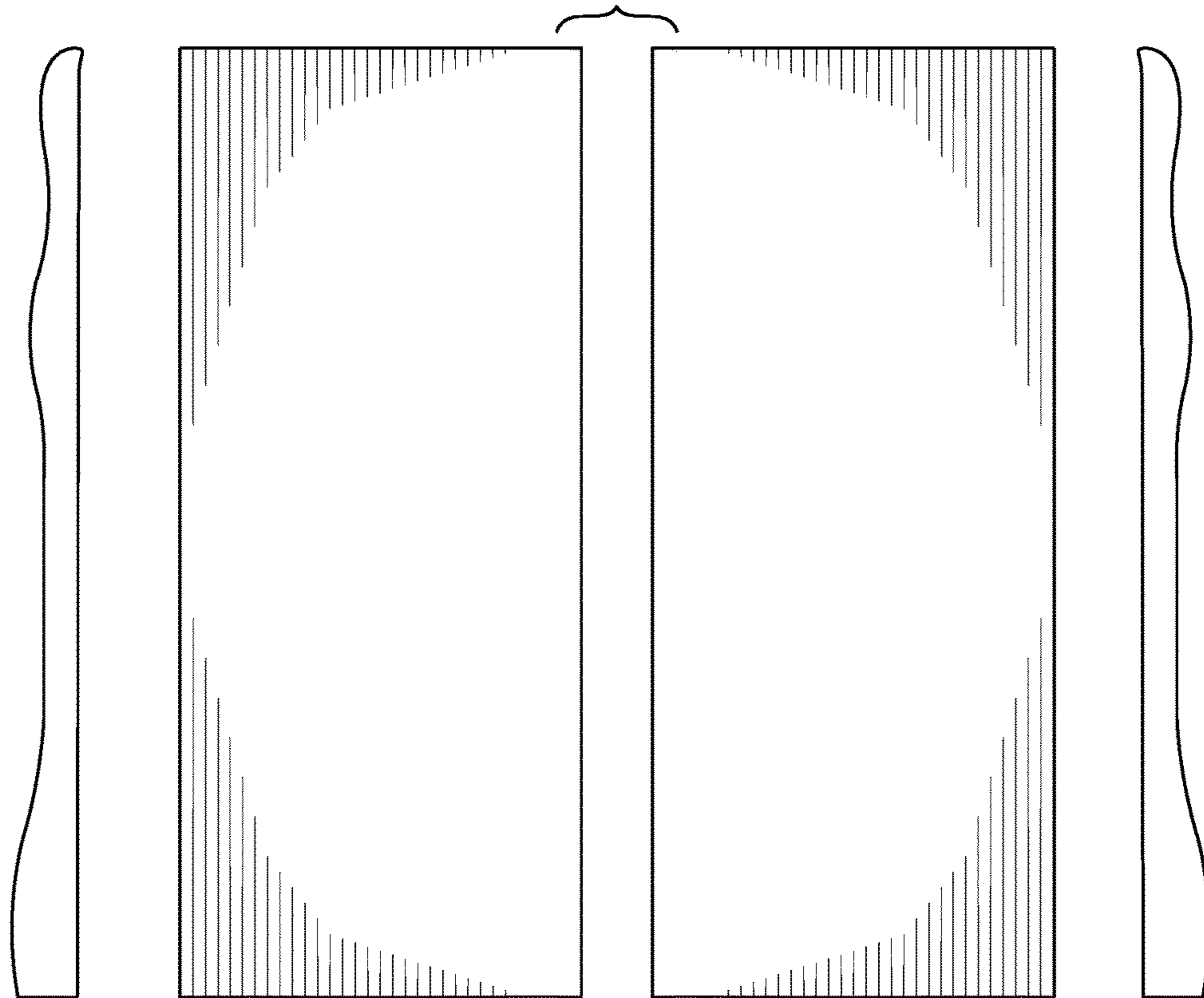


FIG-4

FIG-5

FIG-6

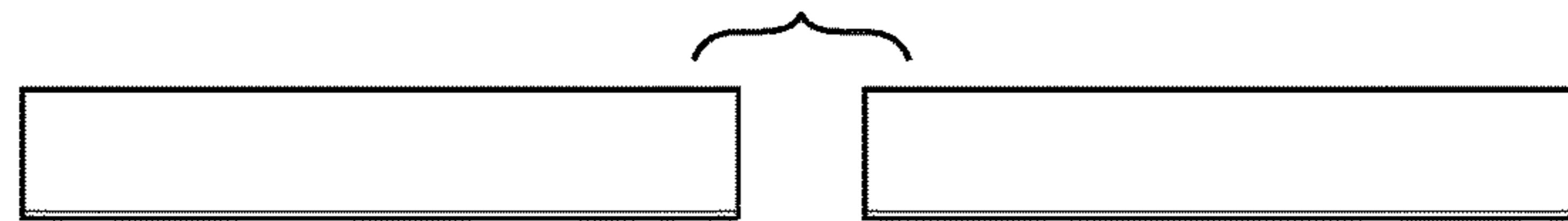


FIG-7

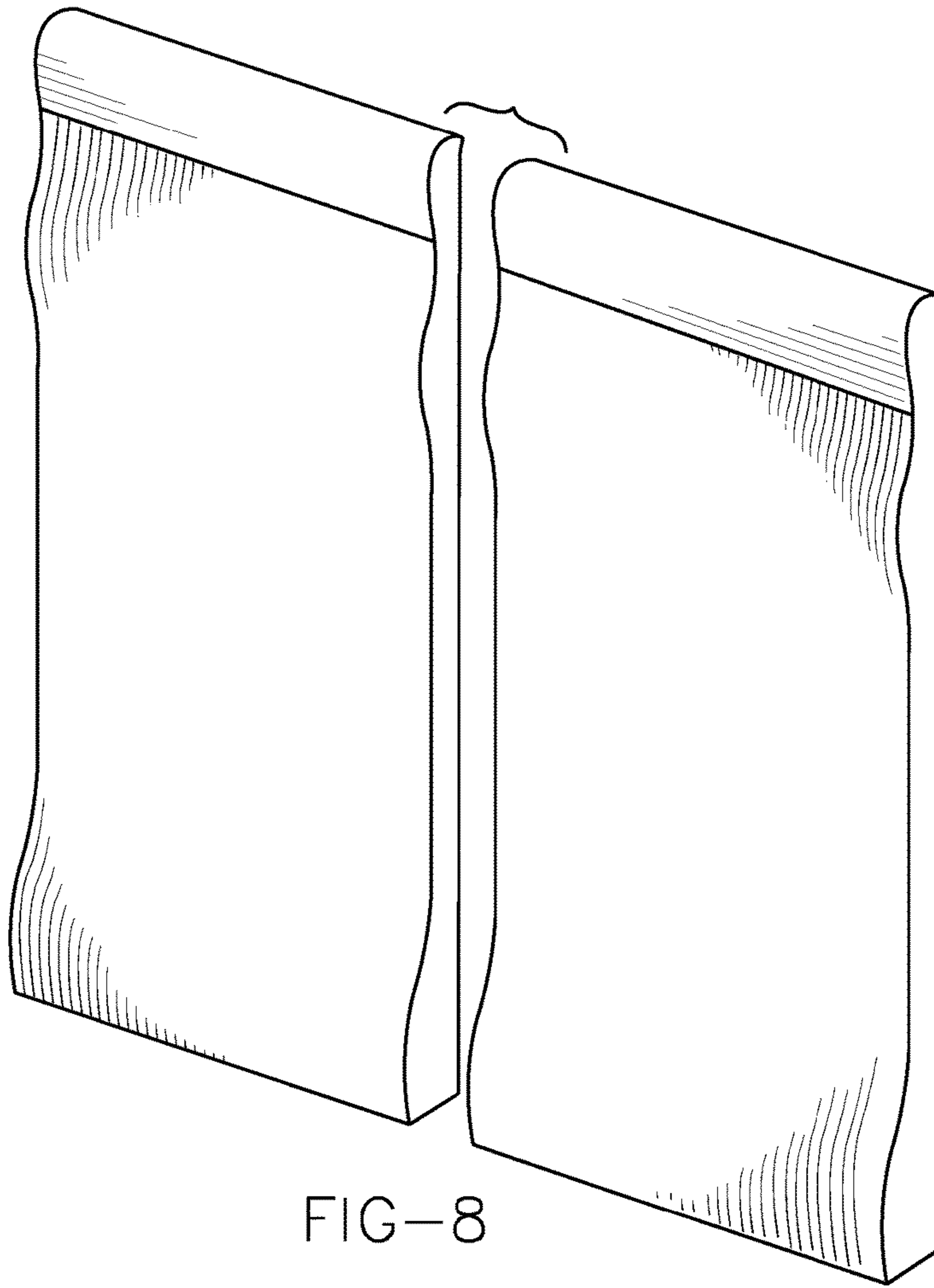
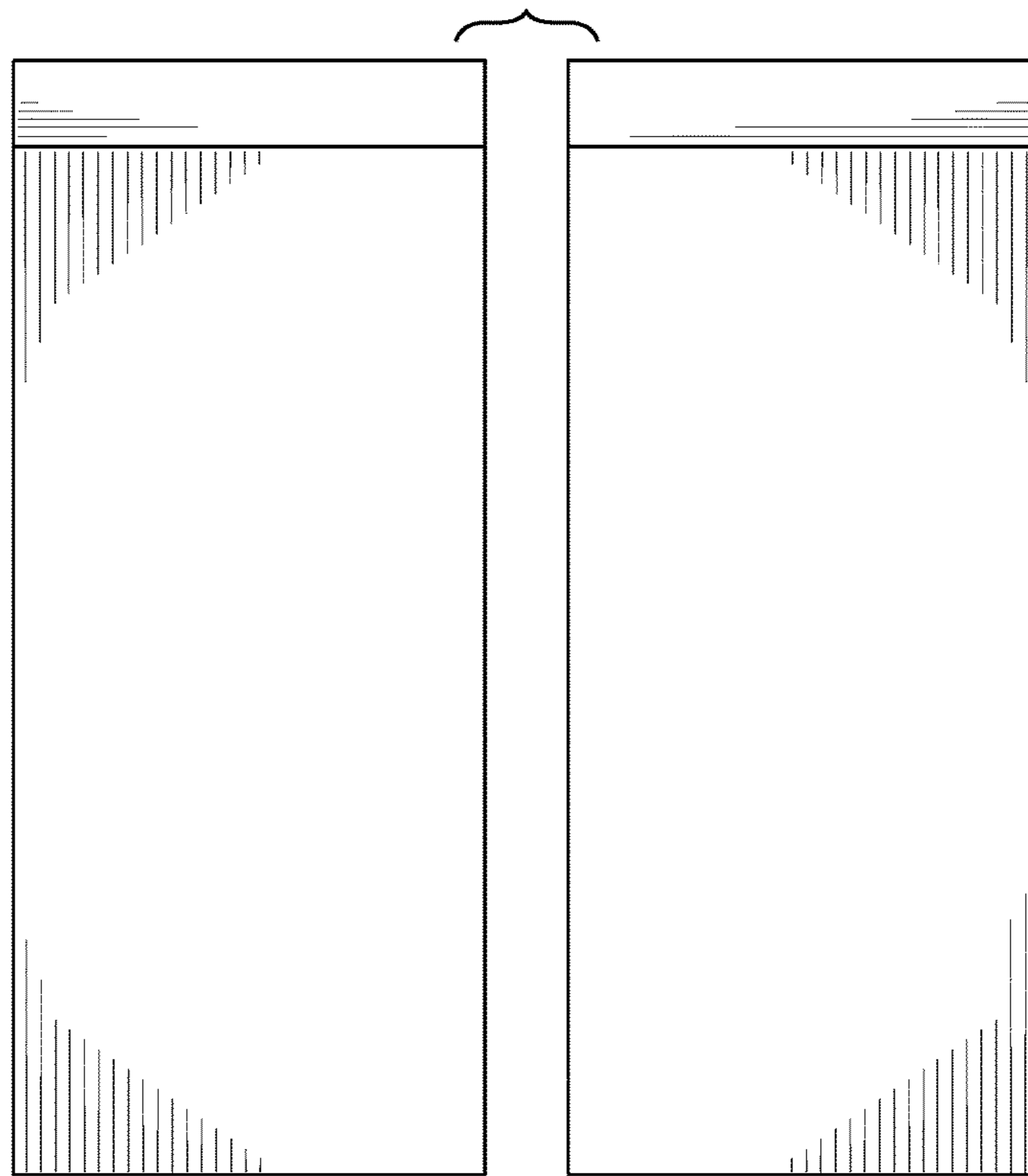
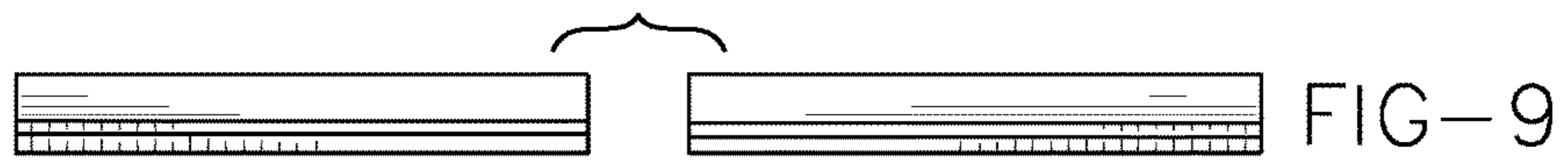


FIG-8



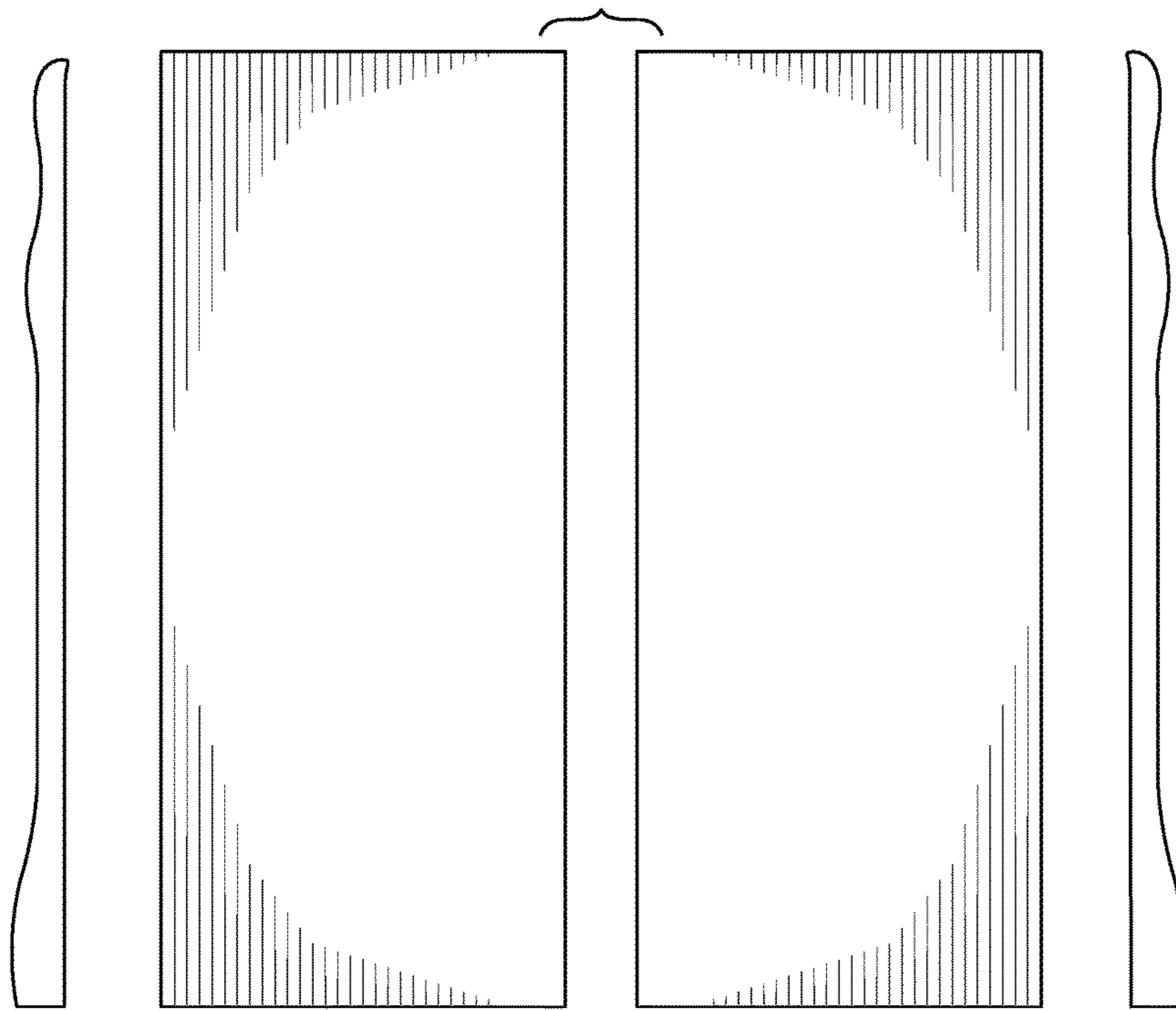


FIG-11

FIG-12

FIG-13



FIG-14