



US00D783172S

(12) **United States Design Patent** (10) **Patent No.:** **US D783,172 S**
Hilbig et al. (45) **Date of Patent:** **** Apr. 4, 2017**

(54) **USER INTERFACE MODULE FOR ELECTROMEDICAL APPARATUS**

(71) Applicant: **Siemens Aktiengesellschaft**, Munich (DE)

(72) Inventors: **Florian Hilbig**, Berg (DE); **Bastian Rackow**, Erlangen (DE); **Stefan Reichelt**, Bamberg (DE)

(73) Assignee: **Siemens Aktiengesellschaft**, Munich (DE)

(**) Term: **15 Years**

(21) Appl. No.: **29/553,136**

(22) Filed: **Jan. 28, 2016**

Related U.S. Application Data

(62) Division of application No. 29/502,636, filed on Sep. 18, 2014, now Pat. No. Des. 771,821.

(30) **Foreign Application Priority Data**

Mar. 19, 2014 (EM) 001406441

(51) **LOC (10) Cl.** **24-02**

(52) **U.S. Cl.**
USPC **D24/186**

(58) **Field of Classification Search**

USPC D24/158-161, 185, 186, 107; D13/162, D13/163, 168, 171, 174

CPC A61B 6/06; A61B 6/4405; A61B 6/4411; A61B 6/032; A61B 5/055; G01N 2223/1016; G01N 2223/301; G01N 23/046; G01N 2223/031; G01N 2223/419; G01R 33/48

See application file for complete search history.

(56) **References Cited**

U.S. PATENT DOCUMENTS

D414,870 S	10/1999	Saltzstein et al.
D479,235 S	9/2003	Tanaka et al.
D503,804 S	4/2005	Phleps et al.
D558,351 S	12/2007	Diener et al.
D591,423 S	4/2009	Diener et al.
D593,551 S	6/2009	Ferrari et al.
D610,553 S	2/2010	Makela

(Continued)

Primary Examiner — Anhdao Doan

(74) *Attorney, Agent, or Firm* — Schiff Hardin LLP

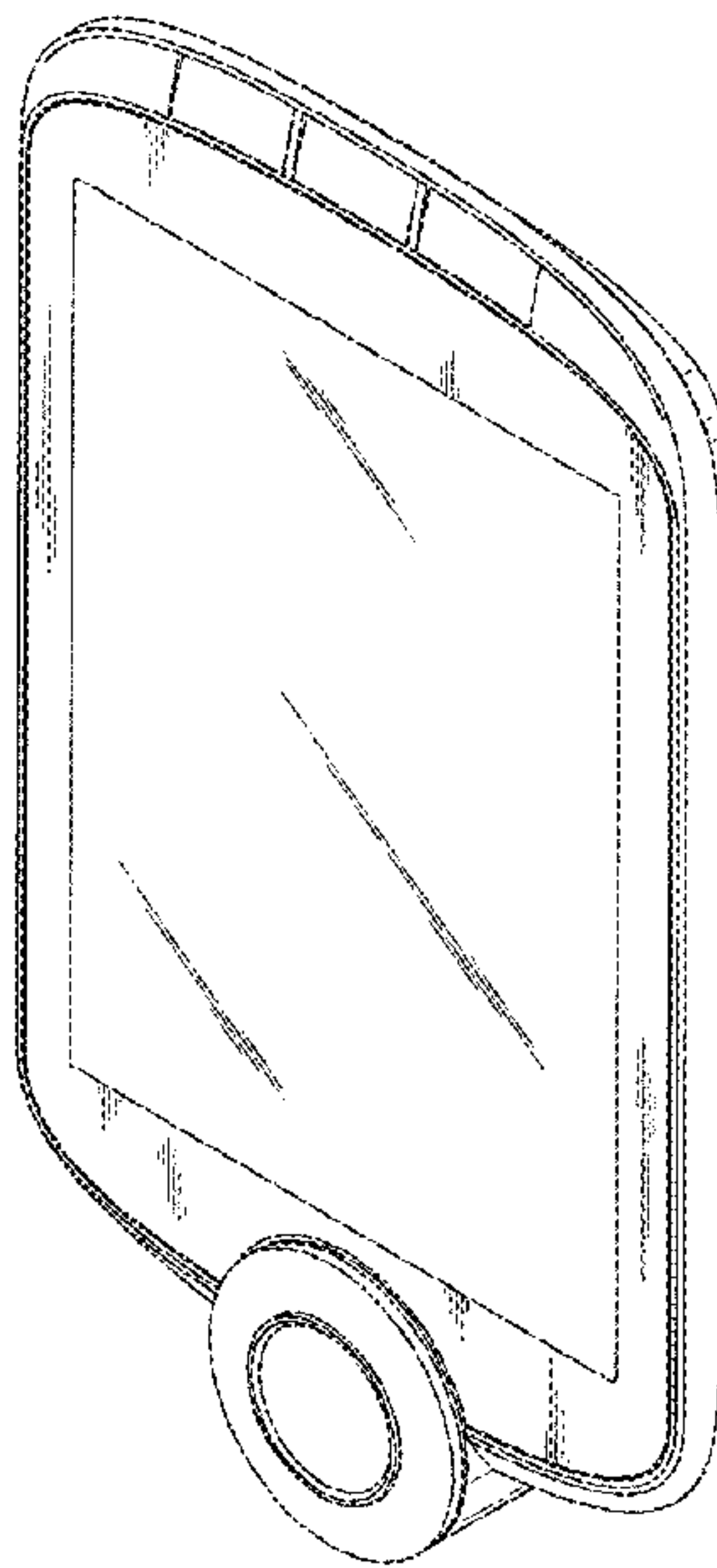
(57) **CLAIM**

The ornamental design for a user interface module for electromedical apparatus, as shown and described.

DESCRIPTION

FIG. 1 is a front elevational view of a user interface module for electromedical apparatus;
 FIG. 2 is a rear elevational view of the user interface module for electromedical apparatus of FIG. 1;
 FIG. 3 is a top plan view of the user interface module for electromedical apparatus of FIG. 1;
 FIG. 4 is a bottom plan view of the user interface module for electromedical apparatus of FIG. 1;
 FIG. 5 is a right side elevational view of the user interface module for electromedical apparatus of FIG. 1;
 FIG. 6 is a left side elevational view of the user interface module for electromedical apparatus of FIG. 1; and,
 FIG. 7 is a perspective view from a direction between the front and right side of the user interface module for electromedical apparatus of FIG. 1.

1 Claim, 7 Drawing Sheets



(56)

References Cited

U.S. PATENT DOCUMENTS

D685,093 S	6/2013	Shimizu	
D700,339 S	2/2014	Tan	
D714,446 S *	9/2014	Sul	D24/158
D715,945 S	10/2014	Zhang	
D723,173 S	2/2015	Kim et al.	
D727,506 S	4/2015	Tan et al.	
D735,343 S *	7/2015	Dorsey	D24/186
D751,205 S *	3/2016	Tan	D24/158
D752,224 S *	3/2016	Park	D24/158

* cited by examiner

FIG. 1

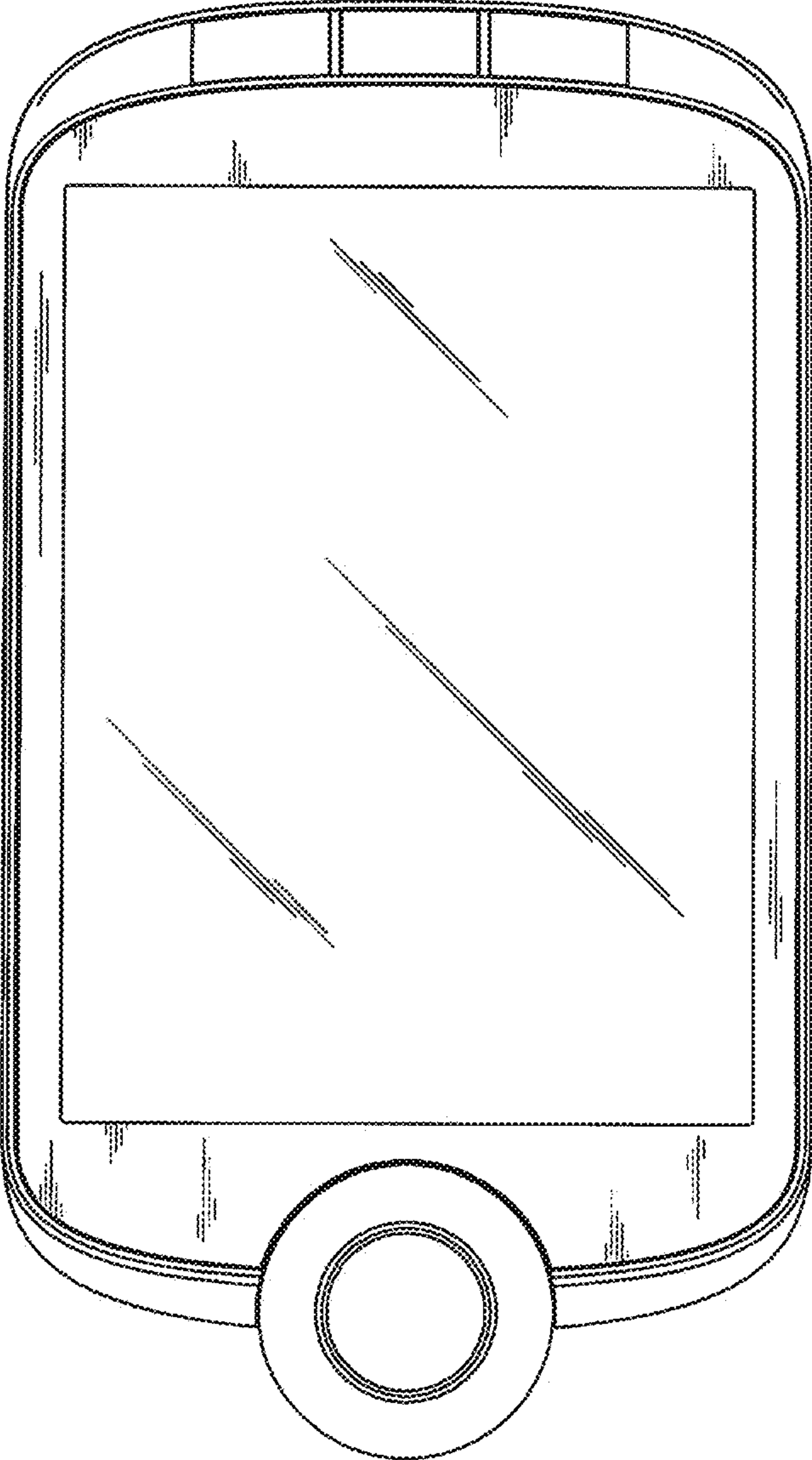


FIG. 2




FIG. 3




FIG. 4

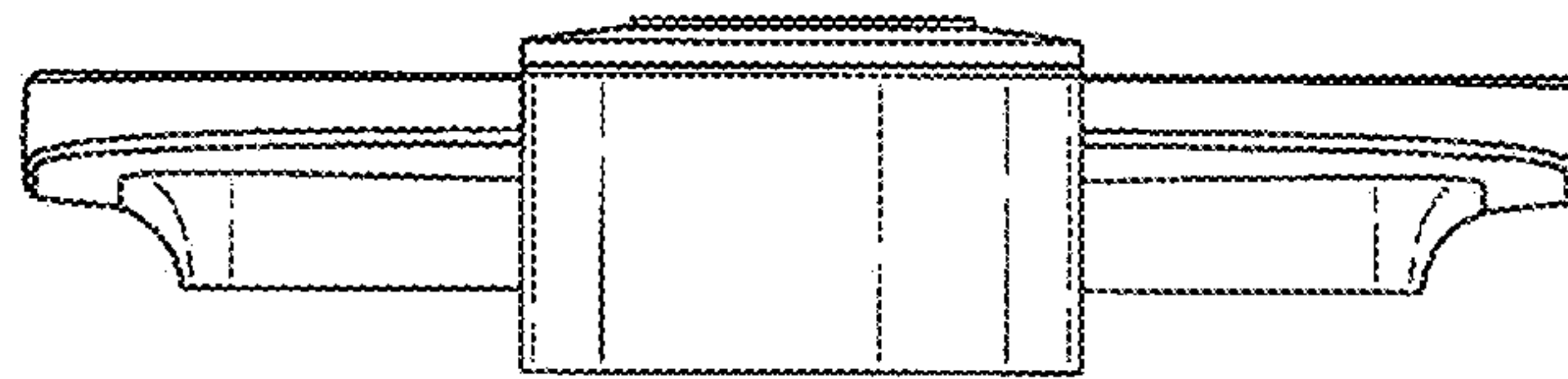


FIG. 5

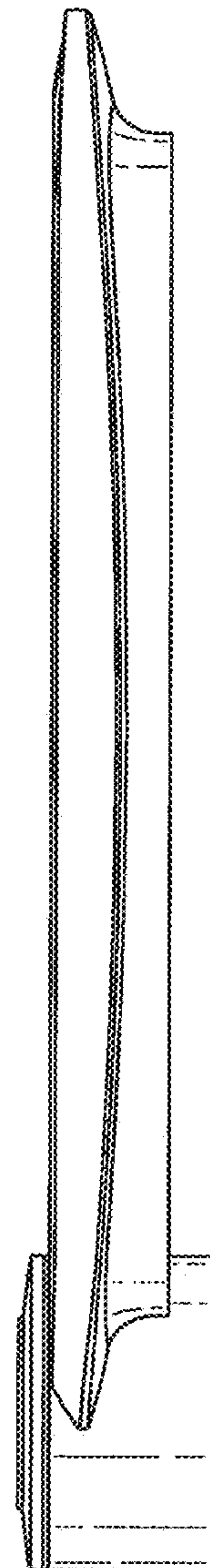


FIG. 6

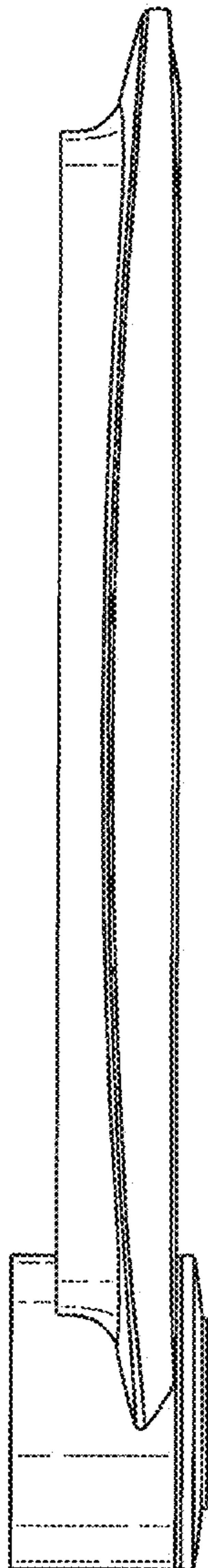


FIG. 7

