



US00D783152S

(12) **United States Design Patent** (10) **Patent No.:** **US D783,152 S**
Fosbury et al. (45) **Date of Patent:** **** *Apr. 4, 2017**

(54) **RESPIRATORY APPARATUS**

- (71) Applicant: **Teva Pharmaceutical Industries Limited**, Petach Tikva (IL)
- (72) Inventors: **Hugh Fosbury**, Horsham, PA (US); **Nicole McInerney**, Woodcliff Lake, NJ (US)
- (73) Assignee: **TEVA Pharmaceutical Industries Limited**, Petach Tikva (IL)
- (*) Notice: This patent is subject to a terminal disclaimer.
- (**) Term: **14 Years**

(21) Appl. No.: **29/487,287**

(22) Filed: **Apr. 7, 2014**

(30) **Foreign Application Priority Data**

Oct. 8, 2013 (EM) 002322149

(51) **LOC (10) Cl.** **29-02**

(52) **U.S. Cl.**
USPC **D24/110**

(58) **Field of Classification Search**
USPC D24/107, 108, 110, 111, 164;
128/200.14, 200.23, 202.21, 203.15,
128/203.21, 205.24
See application file for complete search history.

(56) **References Cited**

U.S. PATENT DOCUMENTS

D311,443 S *	10/1990	Long et al.	D24/110
D348,929 S *	7/1994	Paton	D24/110
D370,726 S *	6/1996	Padfield	D24/110
D395,147 S *	6/1998	Vidgren et al.	D24/110
D433,502 S *	11/2000	Rand	D24/110

(Continued)

OTHER PUBLICATIONS

Inhaler with a Drug on a White Background. Colourbox. Apr. 25, 2011. < <https://www.colourbox.com/image/inhaler-with-a-drug-on-a-white-background-image-1776103>>.*

Primary Examiner — Brandon M Rosati

Assistant Examiner — Lilyana Bekic

(74) *Attorney, Agent, or Firm* — Christensen O'Connor Johnson Kindness PLLC

(57) **CLAIM**

The ornamental design for a respiratory apparatus, as shown and described.

DESCRIPTION

The file of this patent contains at least one figure executed in color. Copies of this patent with color figures will be provided by the Office upon request and payment of the necessary fee.

FIG. 1 is a right side perspective view of a respiratory apparatus according to our new design;

FIG. 2 is a left side perspective view of the respiratory apparatus of FIG. 1;

FIG. 3 is a right side elevation view of the respiratory apparatus of FIG. 1;

FIG. 4 is a front elevation view of the respiratory apparatus of FIG. 1;

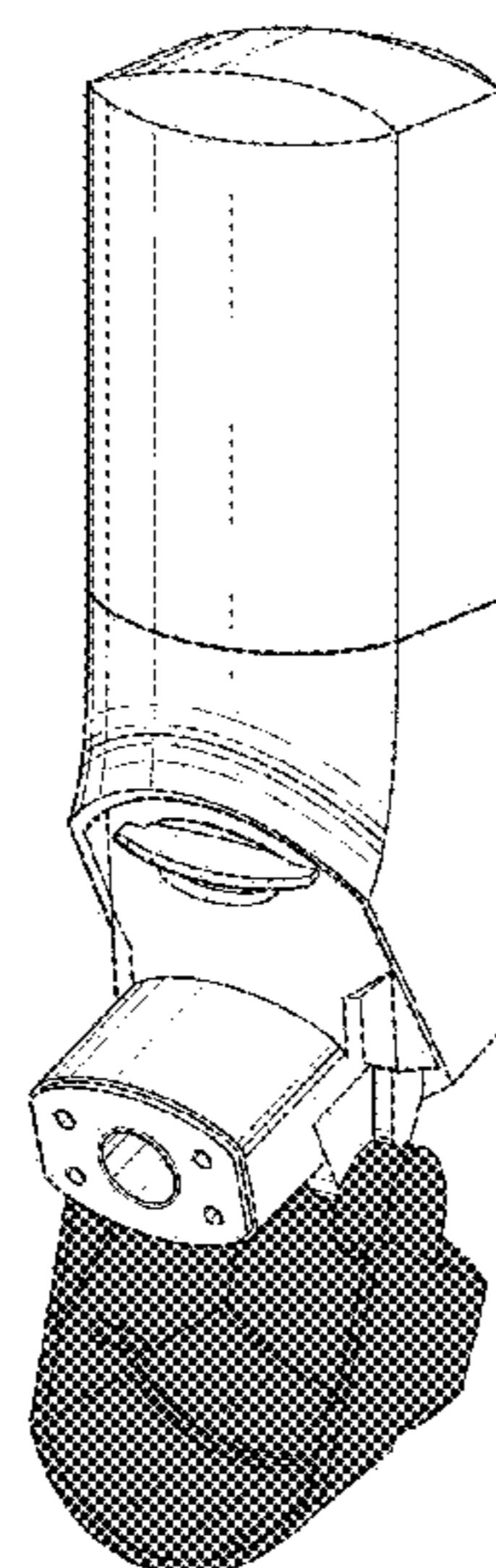
FIG. 5 is a rear elevation view of the respiratory apparatus of FIG. 1;

FIG. 6 is a bottom plan view of the respiratory apparatus of FIG. 1; and,

FIG. 7 is a top plan view of the respiratory apparatus of FIG. 1.

The broken lines shown in the drawings illustrate portions of the respiratory apparatus that form no part of the claimed design.

1 Claim, 6 Drawing Sheets
(6 of 6 Drawing Sheet(s) Filed in Color)



(56)

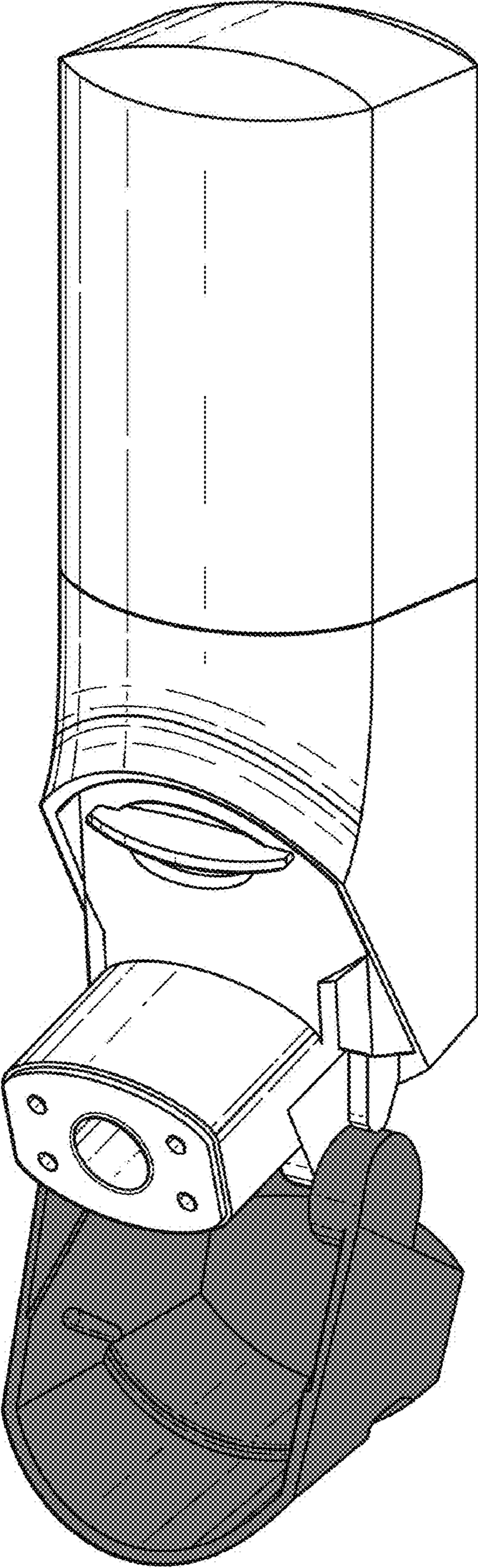
References Cited

U.S. PATENT DOCUMENTS

D439,325 S * 3/2001 Frost D24/110
D455,208 S * 4/2002 Bacon et al. D24/110
D461,239 S * 8/2002 Cassidy D24/110
6,701,917 B2 * 3/2004 O'Leary 128/200.23
D509,898 S * 9/2005 Bunce et al. D24/110
D515,203 S * 2/2006 Huxham et al. D24/110
D529,605 S * 10/2006 Huxham et al. D24/110
D571,001 S * 6/2008 Warby et al. D24/110
D582,543 S * 12/2008 Lucking D24/110
D582,544 S * 12/2008 Meziere D24/110
D598,536 S * 8/2009 Parkes D24/110
D629,504 S * 12/2010 Zuyderhoudt D24/110
D629,507 S 12/2010 Zuyderhoudt
D629,508 S 12/2010 Zuyderhoudt
D629,889 S 12/2010 Zuyderhoudt
7,845,346 B2 * 12/2010 Langford et al. 128/200.23
D660,410 S 5/2012 Zuyderhoudt
D660,411 S 5/2012 Zuyderhoudt
D663,830 S 7/2012 Sears
D681,803 S 5/2013 Sheehy
D681,804 S 5/2013 Sheehy
8,651,103 B2 * 2/2014 Barney et al. 128/203.15
8,714,149 B2 * 5/2014 Blair et al. 128/203.15
D716,936 S * 11/2014 Jensen et al. D24/110
2001/0032644 A1 * 10/2001 Hodson et al. 128/200.23
2002/0073996 A1 * 6/2002 O'Leary 128/203.15
2006/0237009 A1 * 10/2006 Jones et al. 128/203.15
2007/0056580 A1 * 3/2007 Jones et al. 128/200.23
2007/0095342 A1 * 5/2007 Olfati et al. 128/200.23
2008/0105253 A1 * 5/2008 Pearson et al. 128/200.14
2008/0314383 A1 * 12/2008 Barney et al. 128/203.15
2011/0108030 A1 * 5/2011 Blair et al. 128/203.15
2011/0283997 A1 * 11/2011 Walsh et al. 128/200.23

* cited by examiner

FIG. 1



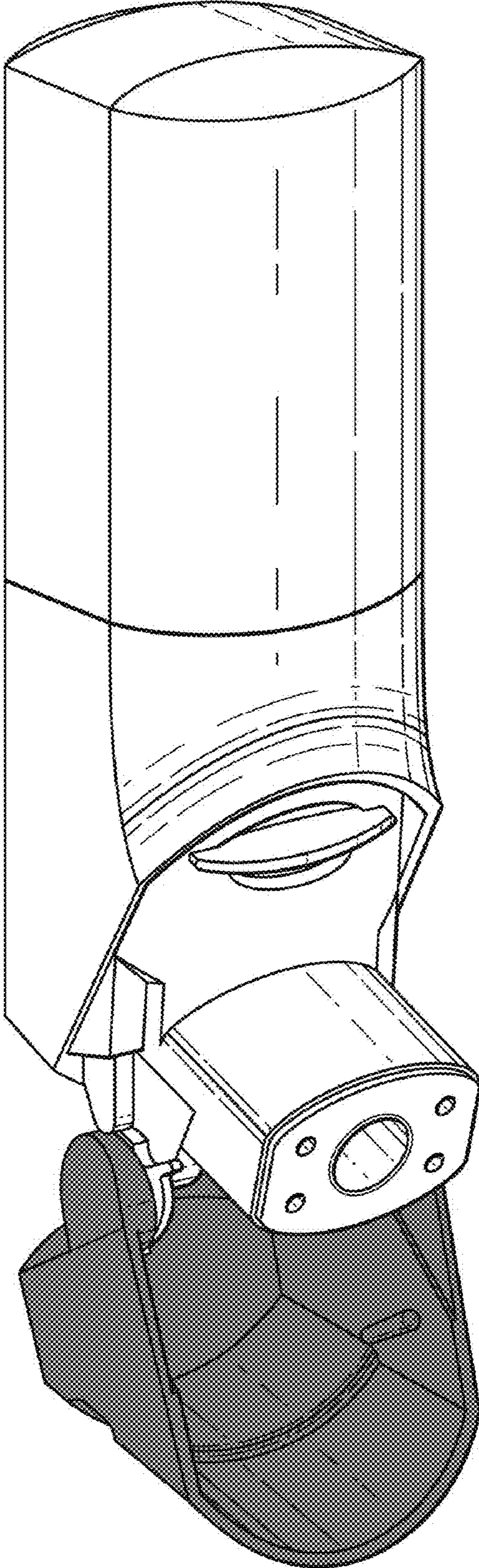


FIG. 2

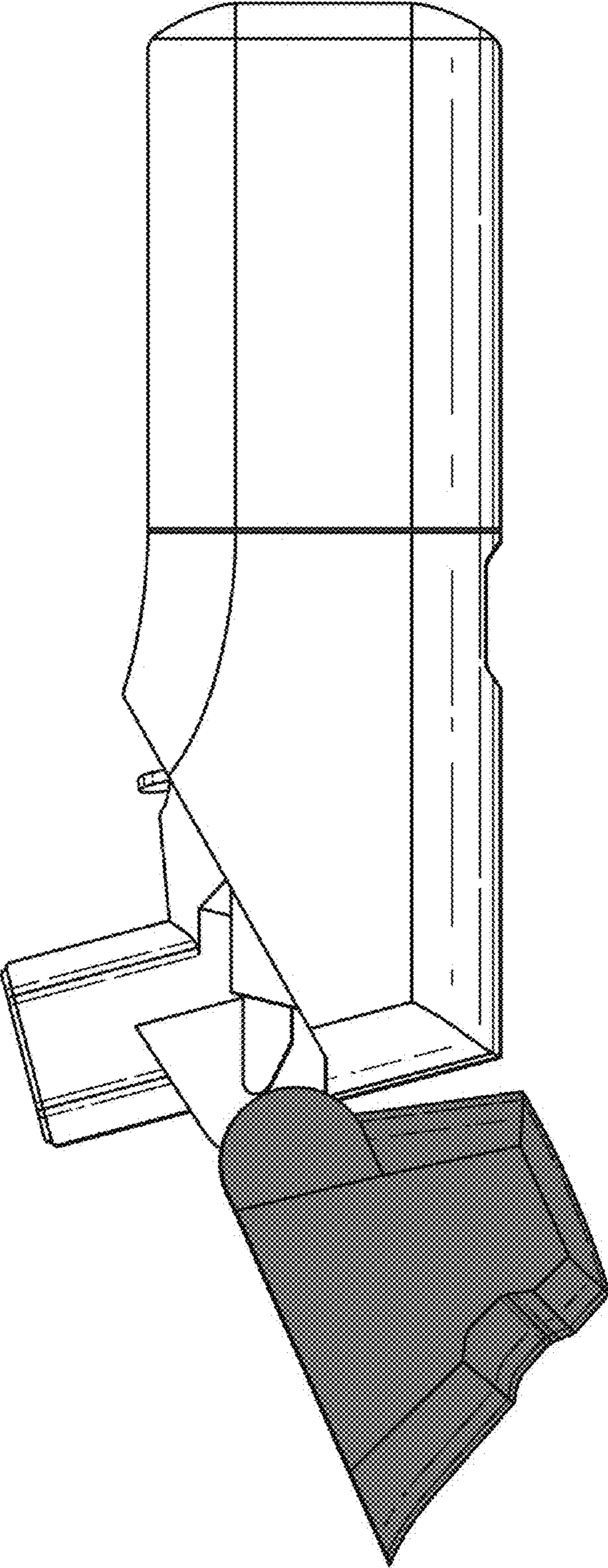


FIG. 3

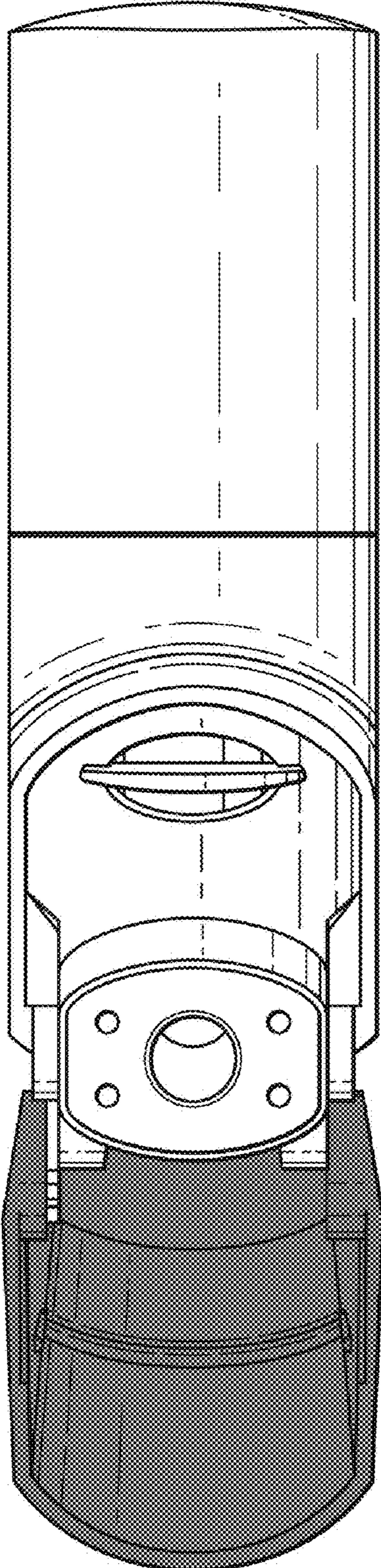


FIG. 4

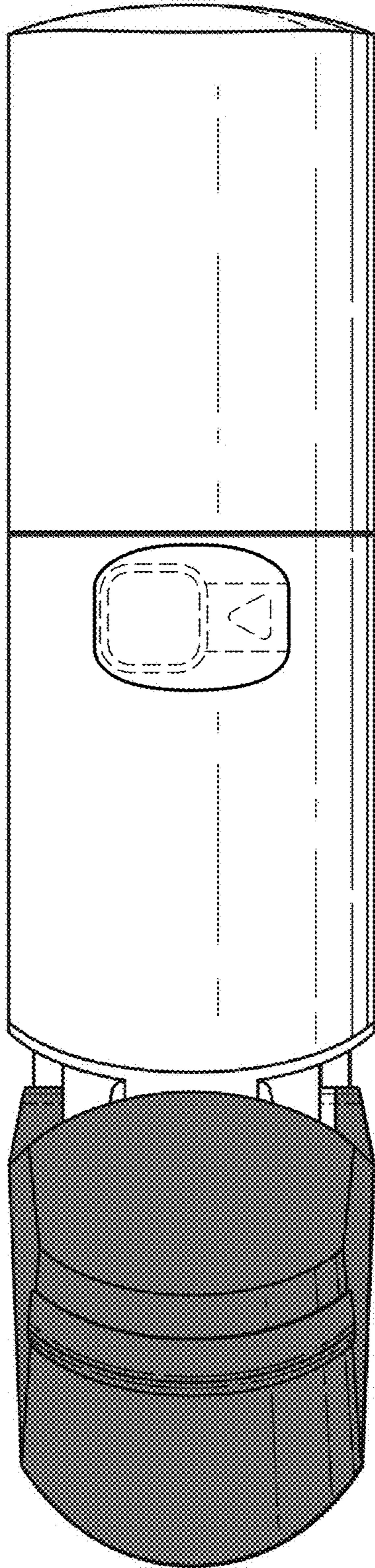


FIG. 5

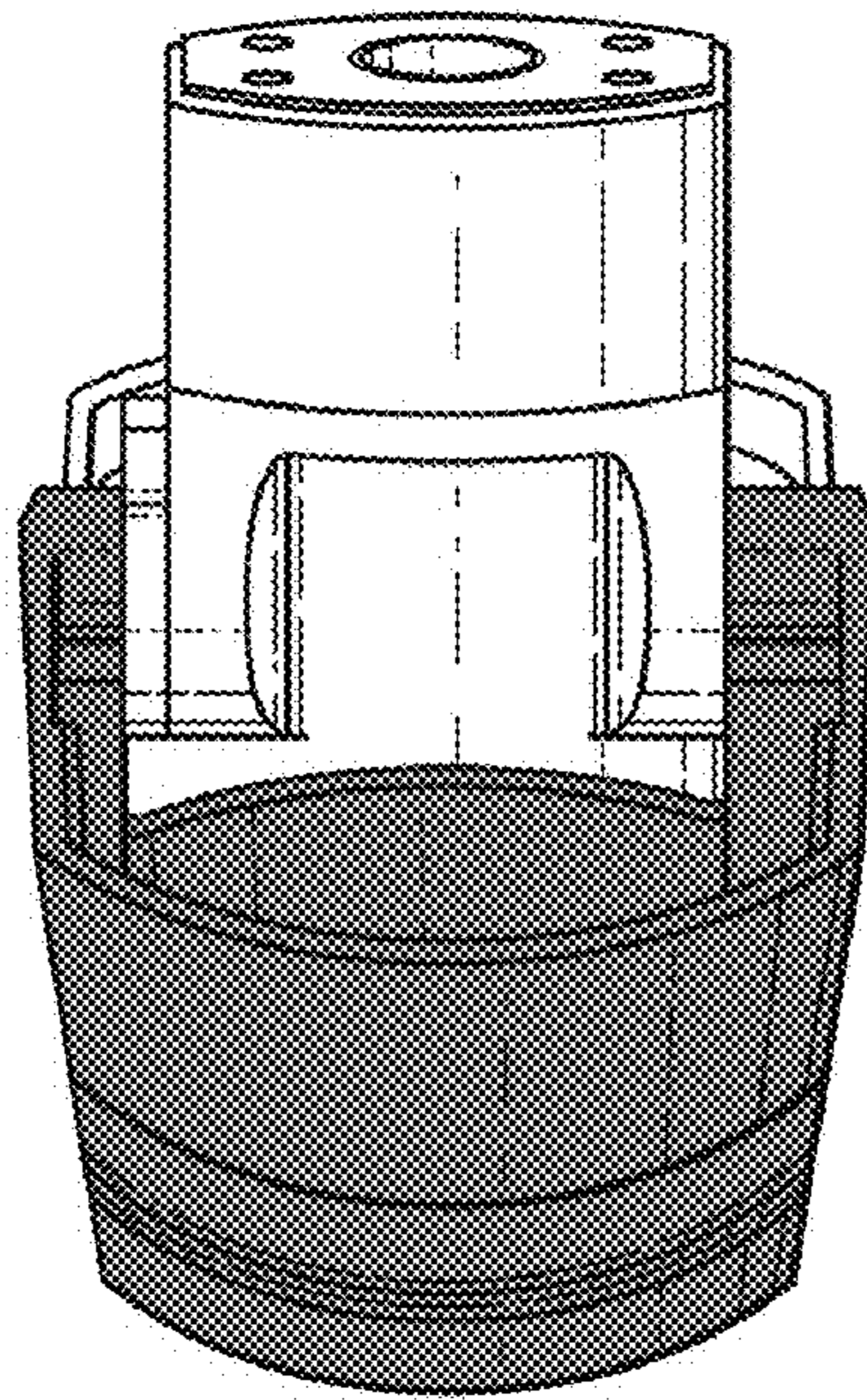


FIG. 6

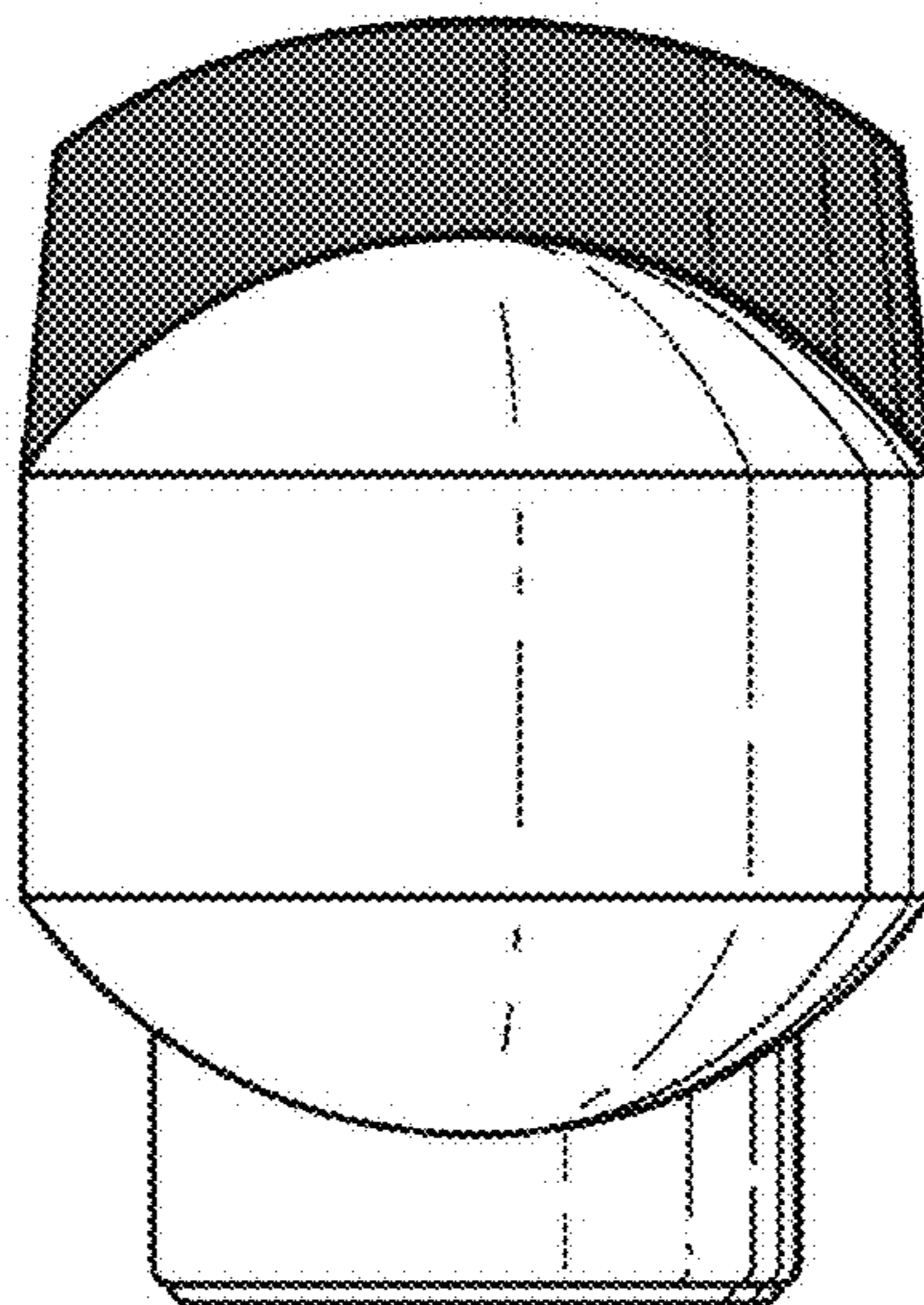


FIG. 7