



US00D783136S

(12) **United States Design Patent**  
**Park et al.**

(10) **Patent No.:** **US D783,136 S**  
(45) **Date of Patent:** **\*\* Apr. 4, 2017**

(54) **FILTER FOR AIR CONDITIONER**  
(71) Applicant: **SAMSUNG ELECTRONICS CO., LTD.**, Suwon-si (KR)  
(72) Inventors: **Jinsook Park**, Uiwang-si (KR);  
**Suhyun Yoo**, Goyang-si (KR);  
**Minkyung Choi**, Seoul (KR)  
(73) Assignee: **SAMSUNG ELECTRONICS CO., LTD.**, Gyeonggi-Do (KR)

D290,746 S \* 7/1987 Whitley, II ..... D12/317  
4,712,501 A \* 12/1987 Whitley, II ..... B63B 3/66  
114/211  
D318,724 S \* 7/1991 Avari ..... D23/370  
D351,903 S \* 10/1994 Whitley, II ..... D12/317  
D357,732 S \* 4/1995 Spechts ..... D23/388  
D402,020 S \* 12/1998 Aihara ..... D23/351

(Continued)

(\*\*) Term: **15 Years**

(21) Appl. No.: **29/562,018**

(22) Filed: **Apr. 21, 2016**

(30) **Foreign Application Priority Data**

Dec. 30, 2015 (KR) ..... 30-2015-0067090

(51) **LOC (10) Cl.** ..... **23-04**

(52) **U.S. Cl.**  
USPC ..... **D23/351; D23/365**

(58) **Field of Classification Search**  
USPC ..... D23/355-369, 351-354, 314, 317, 324,  
D23/325, 328, 329, 330, 332, 333, 335,  
D23/341, 342, 385, 370, 399, 393, 388,  
D23/386; D26/118; 261/DIG. 17,  
261/DIG. 42  
CPC ..... A61L 9/22; A61L 9/127; A01M 1/2077;  
F24F 1/00; F24F 1/42; F24F 1/08; F24F  
1/02; F24F 1/46; F24F 1/60; F24F  
1/0003; F24F 1/0011; F24F 1/0007; F24F  
3/044; F24F 3/048; F24F 7/04; F24F  
12/001; F24F 12/006; F24F 13/20  
See application file for complete search history.

(56) **References Cited**

**U.S. PATENT DOCUMENTS**

D204,838 S \* 5/1966 Allender ..... D23/351  
D290,744 S \* 7/1987 Whitley, II ..... D12/317

**FOREIGN PATENT DOCUMENTS**

JP 4923959 B2 \* 4/2012  
JP 5061783 B2 \* 10/2012

(Continued)

*Primary Examiner* — Sheryl Lane

*Assistant Examiner* — Samantha Wood

(74) *Attorney, Agent, or Firm* — Cantor Colburn, LLP

(57) **CLAIM**


The ornamental design for an filter for air conditioner, as shown and described.

**DESCRIPTION**

FIG. 1 is a perspective view of a filter for air conditioner, showing our new design;  
FIG. 2 is a front view thereof;  
FIG. 3 is a rear view thereof;  
FIG. 4 is a left side view thereof;  
FIG. 5 is a right side view thereof;  
FIG. 6 is a top view thereof;  
FIG. 7 is a bottom view thereof; and,  
FIG. 8 is a front perspective view thereof as shown in an exemplary environment.

The broken line showing portions of the filter and air conditioner are included for the purpose of illustrating the environmental structure and forms no part of the claimed design.

**1 Claim, 5 Drawing Sheets**



(56)

**References Cited**

U.S. PATENT DOCUMENTS

D612,922 S \* 3/2010 Foerster ..... D23/365  
D648,013 S \* 11/2011 Baek ..... D23/351  
D690,801 S \* 10/2013 Nakai ..... D23/351  
D699,828 S \* 2/2014 Saitou ..... D23/351  
8,809,789 B2 \* 8/2014 Matsumoto ..... F24F 1/0007  
250/353  
D722,372 S \* 2/2015 King ..... D23/330  
D765,823 S \* 9/2016 Lee ..... D23/351  
2013/0095000 A1 \* 4/2013 Yamamoto ..... A61L 9/22  
422/123

FOREIGN PATENT DOCUMENTS

JP 5091606 B2 \* 12/2012  
KR WO 2013191499 A1 \* 12/2013 ..... F24F 1/0011

\* cited by examiner

FIG. 1




FIG. 2




FIG. 3

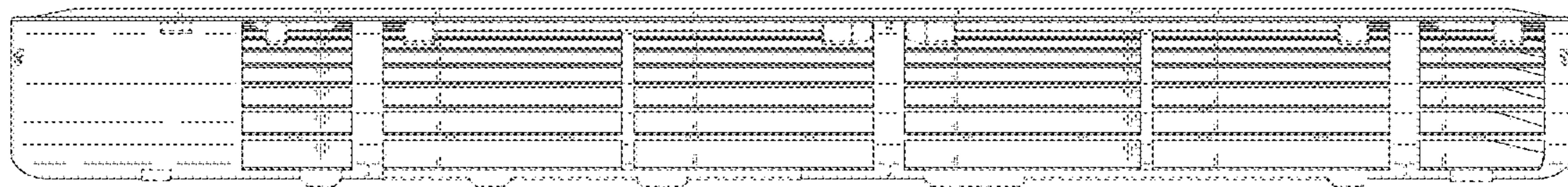


FIG. 4

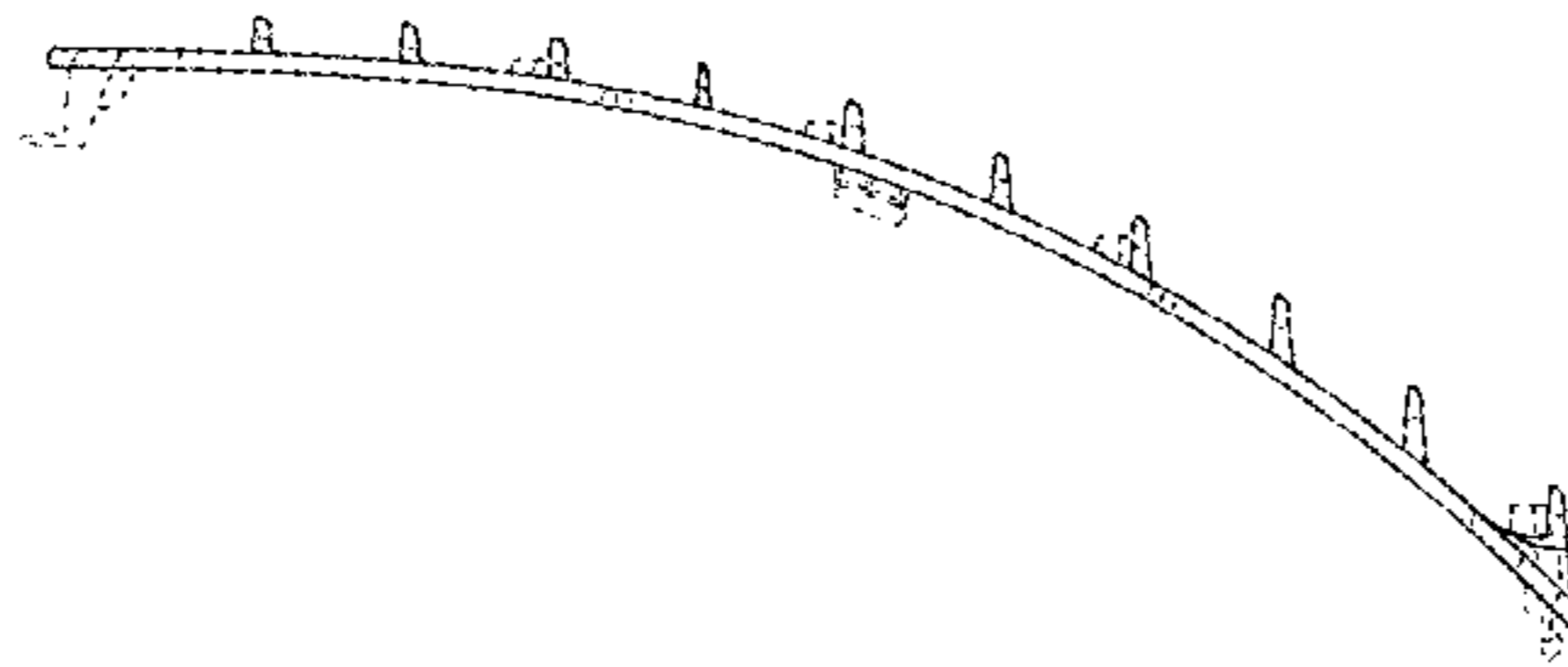


FIG. 5

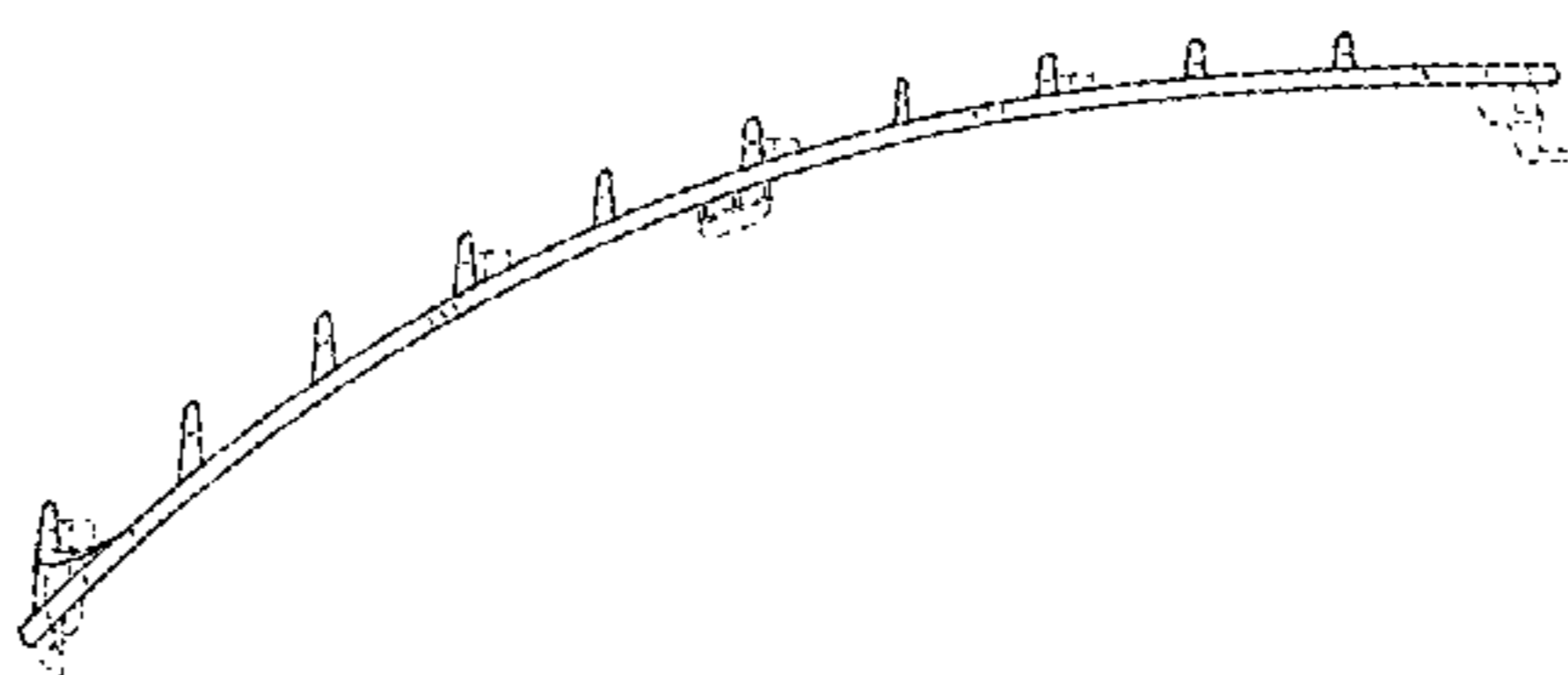


FIG. 6

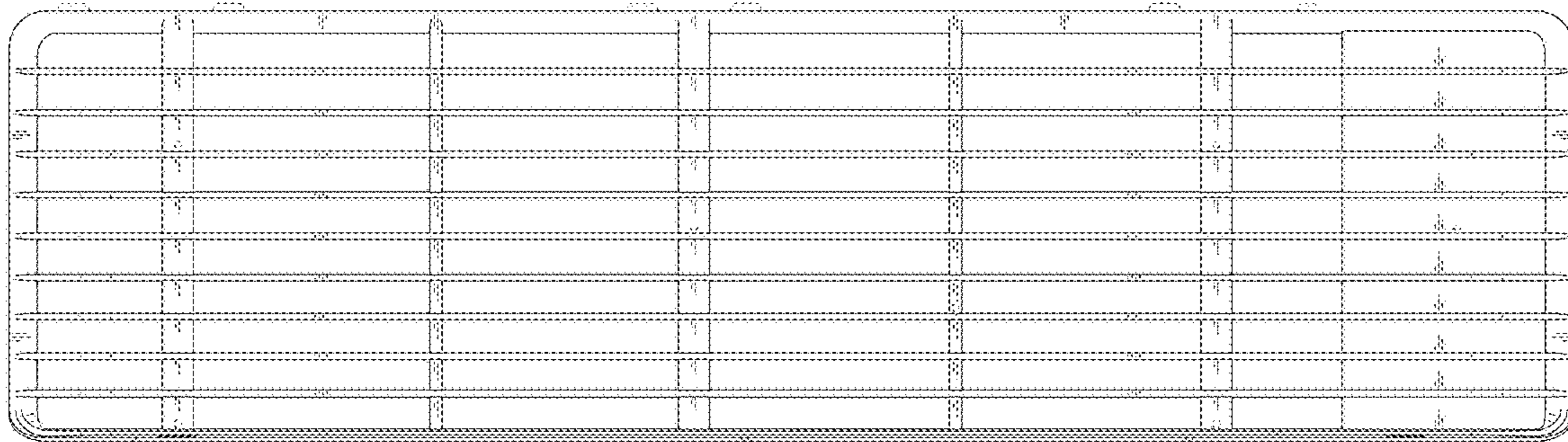


FIG. 7

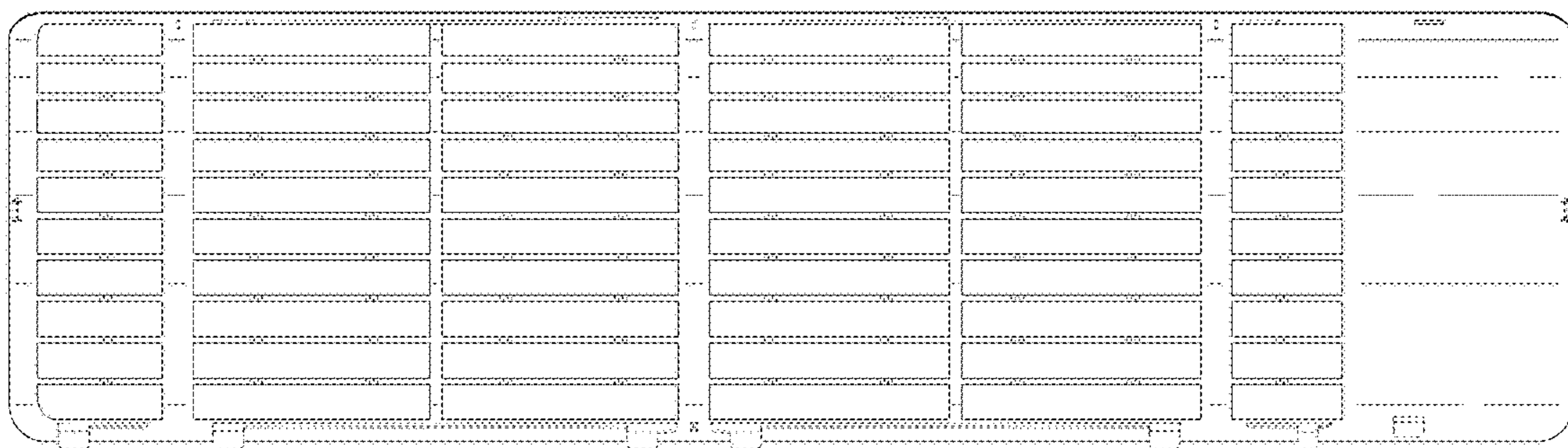


FIG. 8

