



US00D783132S

(12) **United States Design Patent**
Smith et al.

(10) **Patent No.:** **US D783,132 S**
(45) **Date of Patent:** **** Apr. 4, 2017**

(54) **FENESTRATED TIP FOR A SPIKE TAP OF AN IRRIGATION FITTING**

4,787,557 A * 11/1988 Jackson B05B 15/062
239/200
5,694,972 A 12/1997 King
6,216,723 B1 * 4/2001 King F16L 47/34
137/318

(71) Applicants: **Duane K. Smith**, St. Charles, MO
(US); **Thomas A. King**, Ballwin, MO
(US); **Scott L. Blankley**, Wildwood,
MO (US)

(Continued)

FOREIGN PATENT DOCUMENTS

WO WO 2016/081877 A1 5/2016

(72) Inventors: **Duane K. Smith**, St. Charles, MO
(US); **Thomas A. King**, Ballwin, MO
(US); **Scott L. Blankley**, Wildwood,
MO (US)

OTHER PUBLICATIONS

Perforador Panther, <http://prakoragro.com/productos/perforador/perforador/-panther-tena-7/>, 4 pages, printed Aug. 24, 2016.

(Continued)

(**) Term: **15 Years**

Primary Examiner — Eric Goodman
Assistant Examiner — Amy Wierenga
(74) *Attorney, Agent, or Firm* — Harness, Dickey &
Pierce, P.L.C.

(21) Appl. No.: **29/546,354**

(22) Filed: **Nov. 20, 2015**

(51) **LOC (10) Cl.** **23-01**

(52) **U.S. Cl.**
USPC **D23/259**

(58) **Field of Classification Search**
USPC D8/1, 391–393; D24/152, 176, 180, 184,
D24/128–130; D28/65; D23/213–214,
D23/217, 233, 249, 259, 260, 262
CPC F16L 37/54; F16B 15/00; F16B 15/02; F16B
15/08; B05B 1/00; B05B 1/04; B05B
1/308; B05B 9/01

See application file for complete search history.

(56) **References Cited**

U.S. PATENT DOCUMENTS

2,373,555 A * 4/1945 Folke B05B 1/00
116/DIG. 18
D272,850 S * 2/1984 Kulle D24/112

(57) **CLAIM**

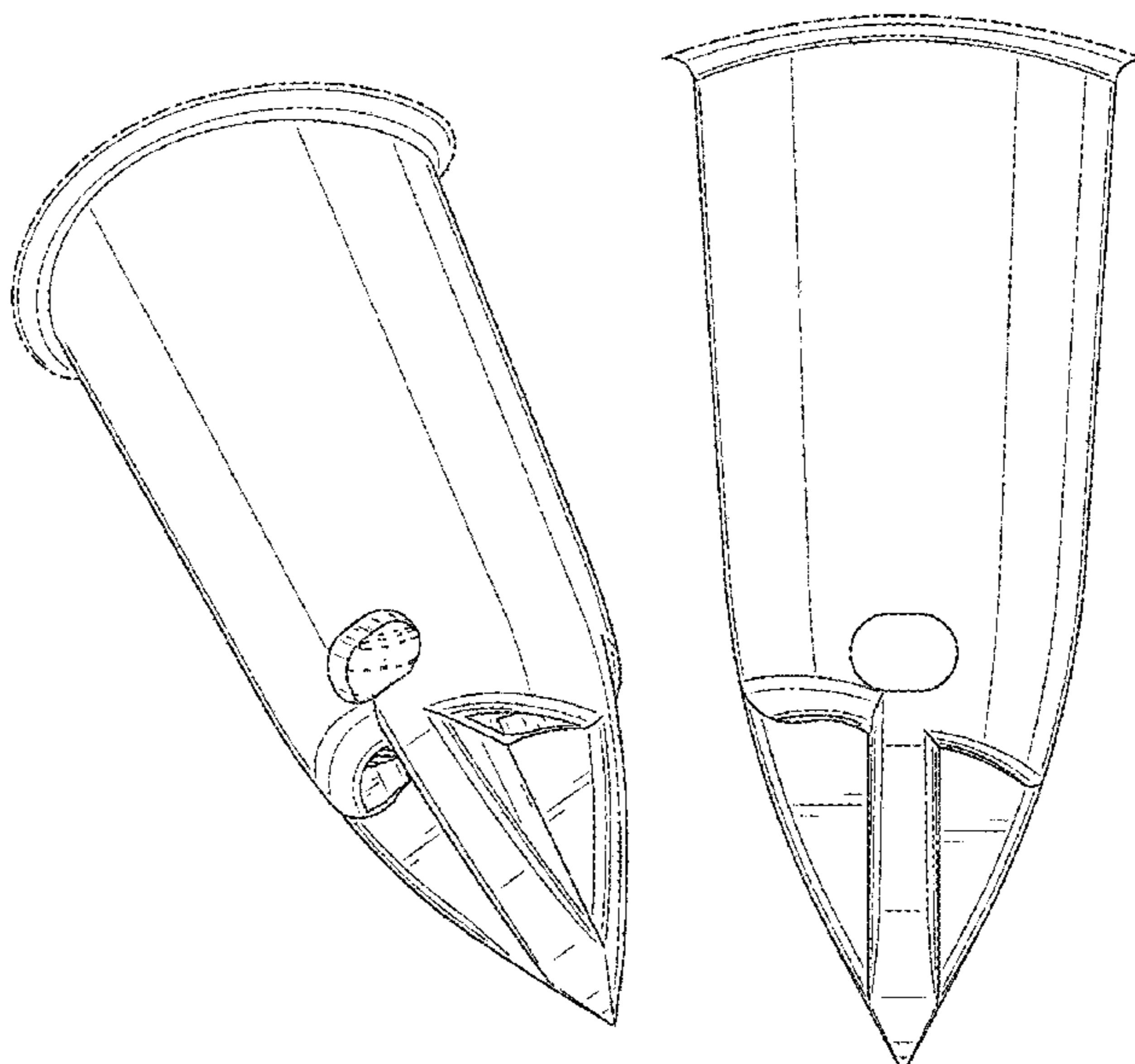
The ornamental design for a fenestrated tip for a spike tap of an irrigation fitting, as shown and described.

DESCRIPTION

FIG. 1 is a perspective view of an example embodiment of a fenestrated tip for a spike tap of an irrigation fitting in accordance with our new design; FIG. 2 is a front elevation view thereof; FIG. 3 is a rear elevation view thereof; FIG. 4 is a left side view thereof; FIG. 5 is a right side view thereof; FIG. 6 is a top plan view thereof; FIG. 7 is a bottom plan view thereof; and, FIG. 8 is a perspective view thereof shown in a position of use.

The unevenly dashed lines in the drawings are for purposes of illustrating claim boundary and form no part of the claim. The evenly dashed lines in the drawings depict environmental subject matter that forms no part of the claim.

1 Claim, 7 Drawing Sheets



(56)

References Cited

U.S. PATENT DOCUMENTS

6,484,440 B2 * 11/2002 Brown A01G 7/06
47/57.5
6,773,036 B1 8/2004 King
6,986,532 B1 1/2006 King
7,150,289 B2 12/2006 King
7,150,476 B2 * 12/2006 King F16L 47/345
285/197
D536,925 S * 2/2007 Macler D7/387
D624,810 S * 10/2010 Vosbikian D8/391
D638,914 S * 5/2011 Schmuckle D23/233
D654,988 S * 2/2012 Bloink D23/259
8,172,276 B1 5/2012 King et al.
D665,481 S * 8/2012 Bloink D23/259
D737,952 S * 9/2015 Matsumura D24/108
D745,699 S * 12/2015 Clarke D25/38.1
2015/0167884 A1 6/2015 King et al.
2015/0181820 A1 * 7/2015 Crook A01G 29/00
47/48.5
2015/0300543 A1 10/2015 Boaz et al.
2016/0146388 A1 * 5/2016 Smith F16L 41/021
285/133.11

OTHER PUBLICATIONS

U.S. Appl. No. 29/509,921, filed Nov. 21, 2014, Smith et al.
U.S. Appl. No. 14/947,822, filed Nov. 20, 2015, Smith et al.

* cited by examiner

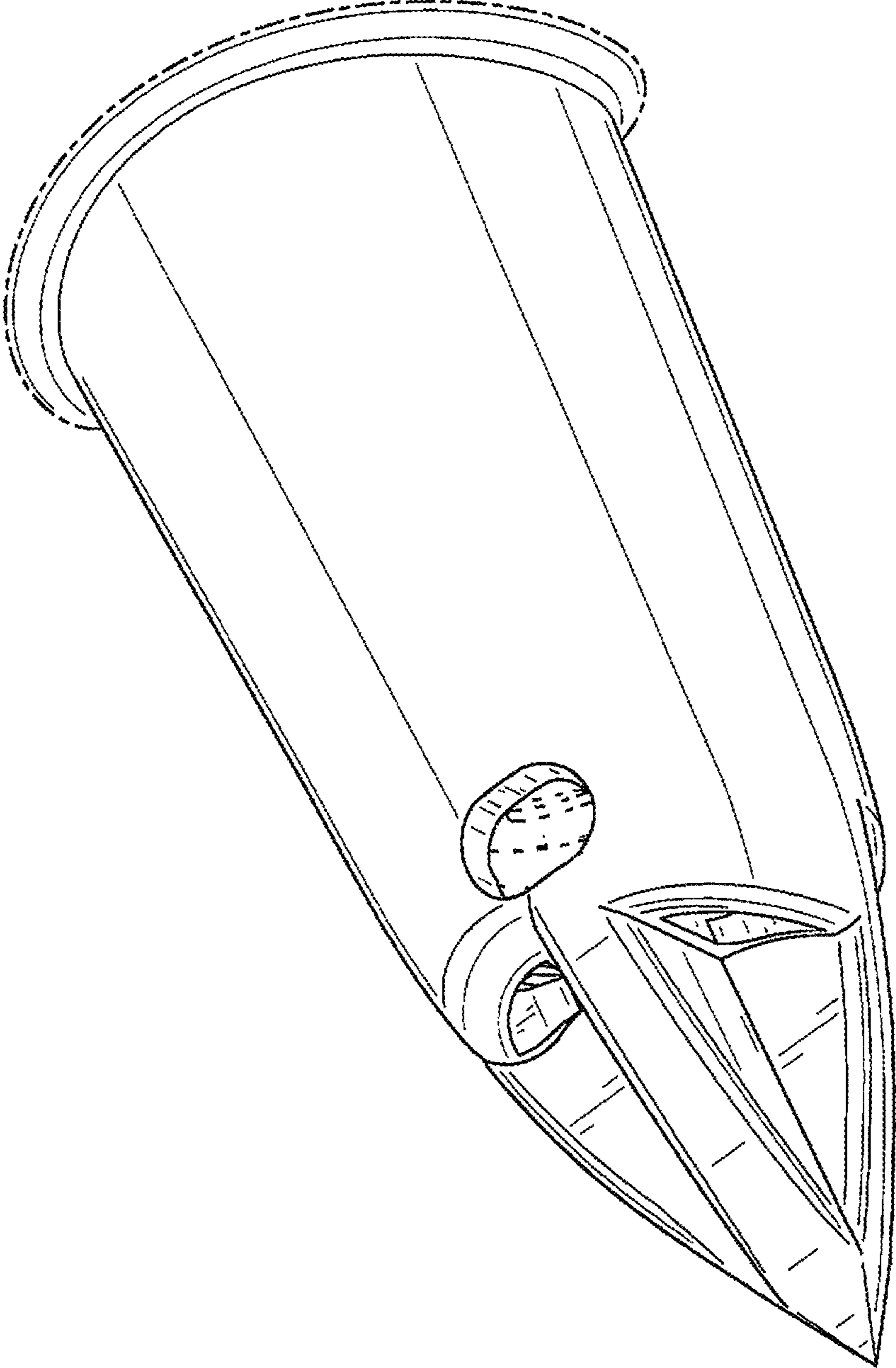


FIG. 1

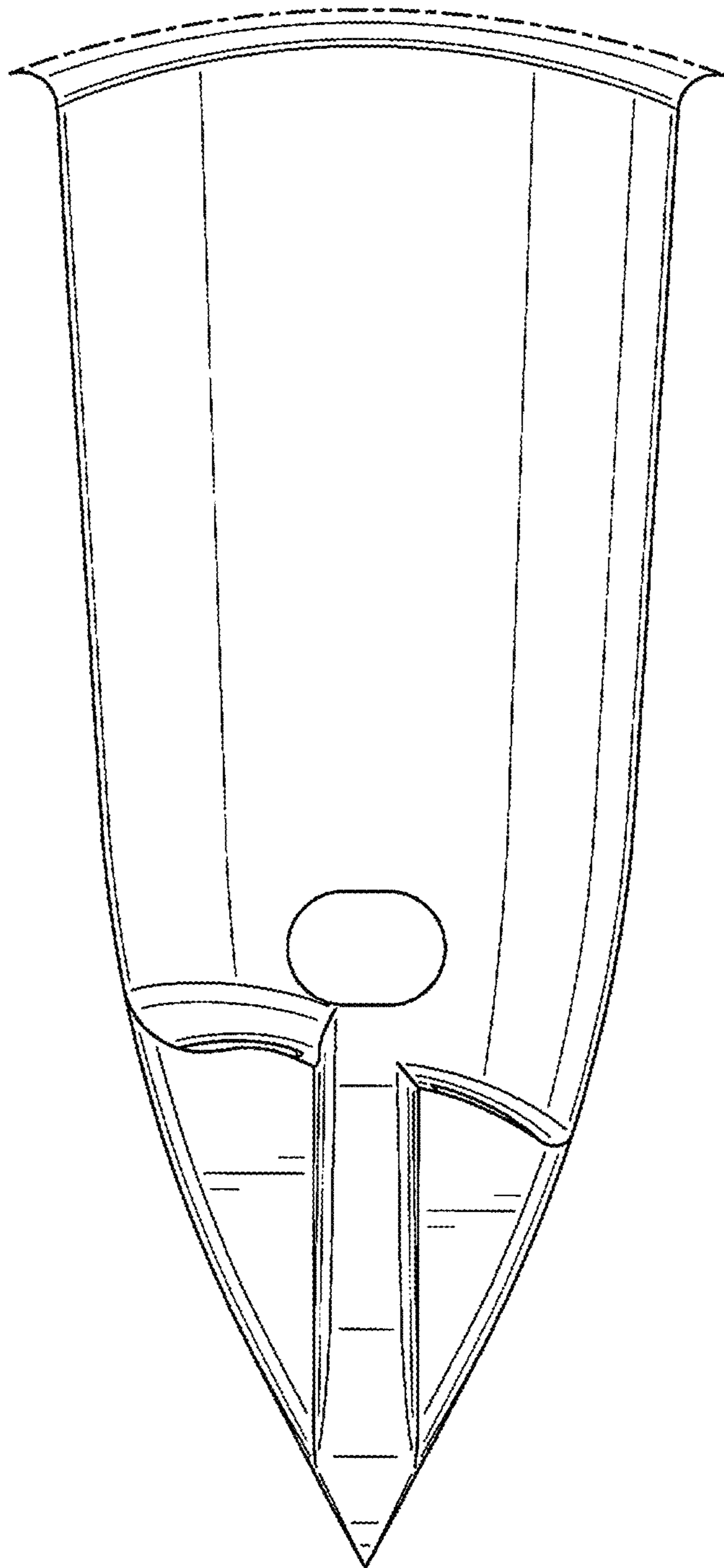


FIG. 2

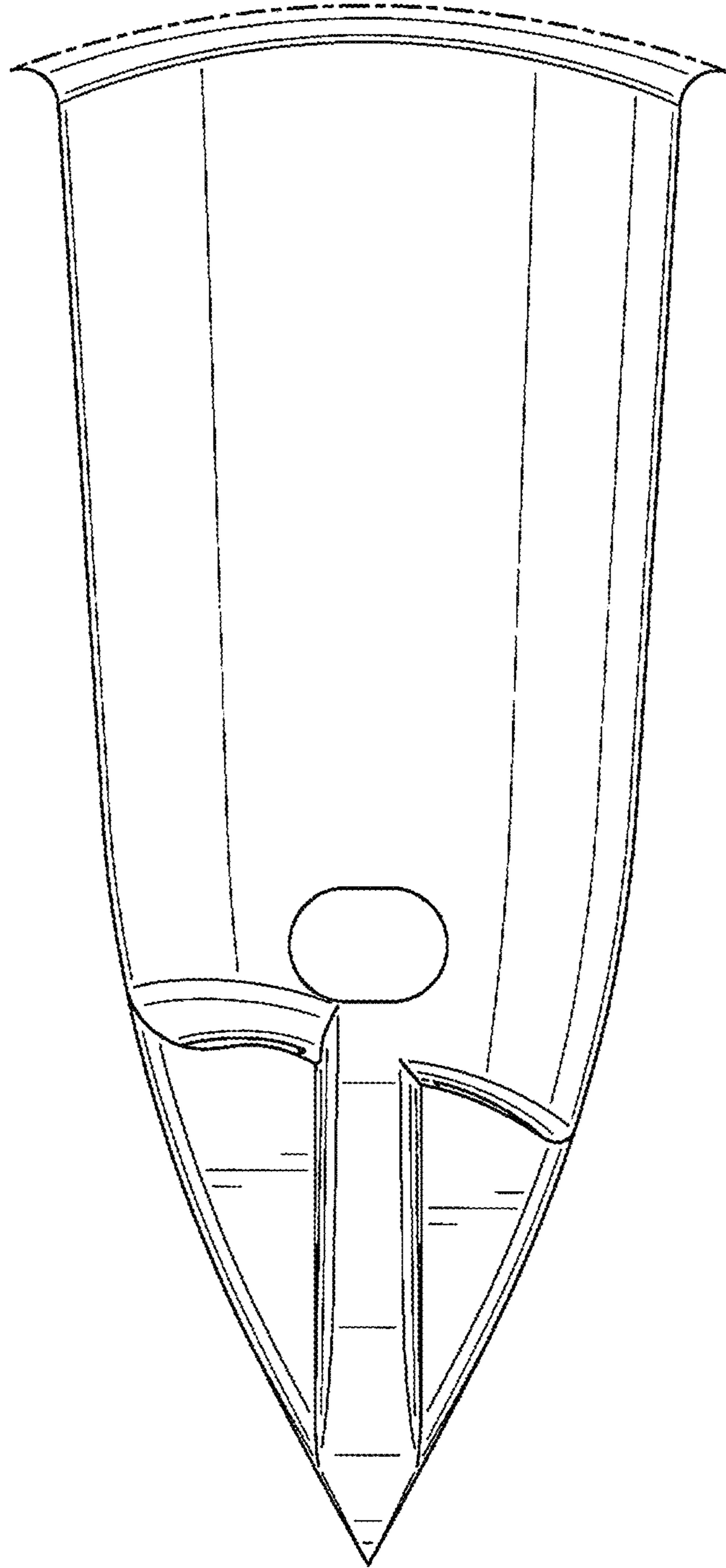


FIG. 3

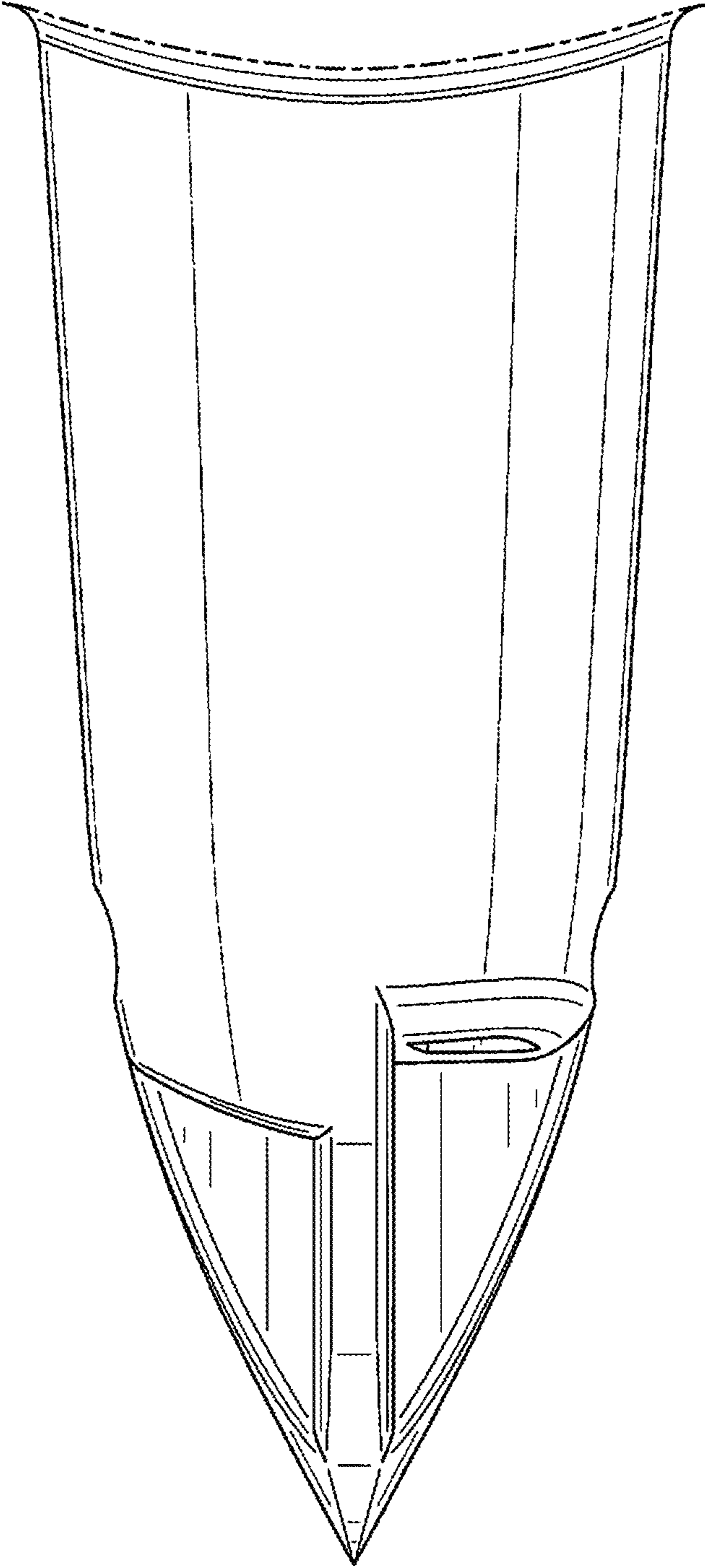


FIG. 4

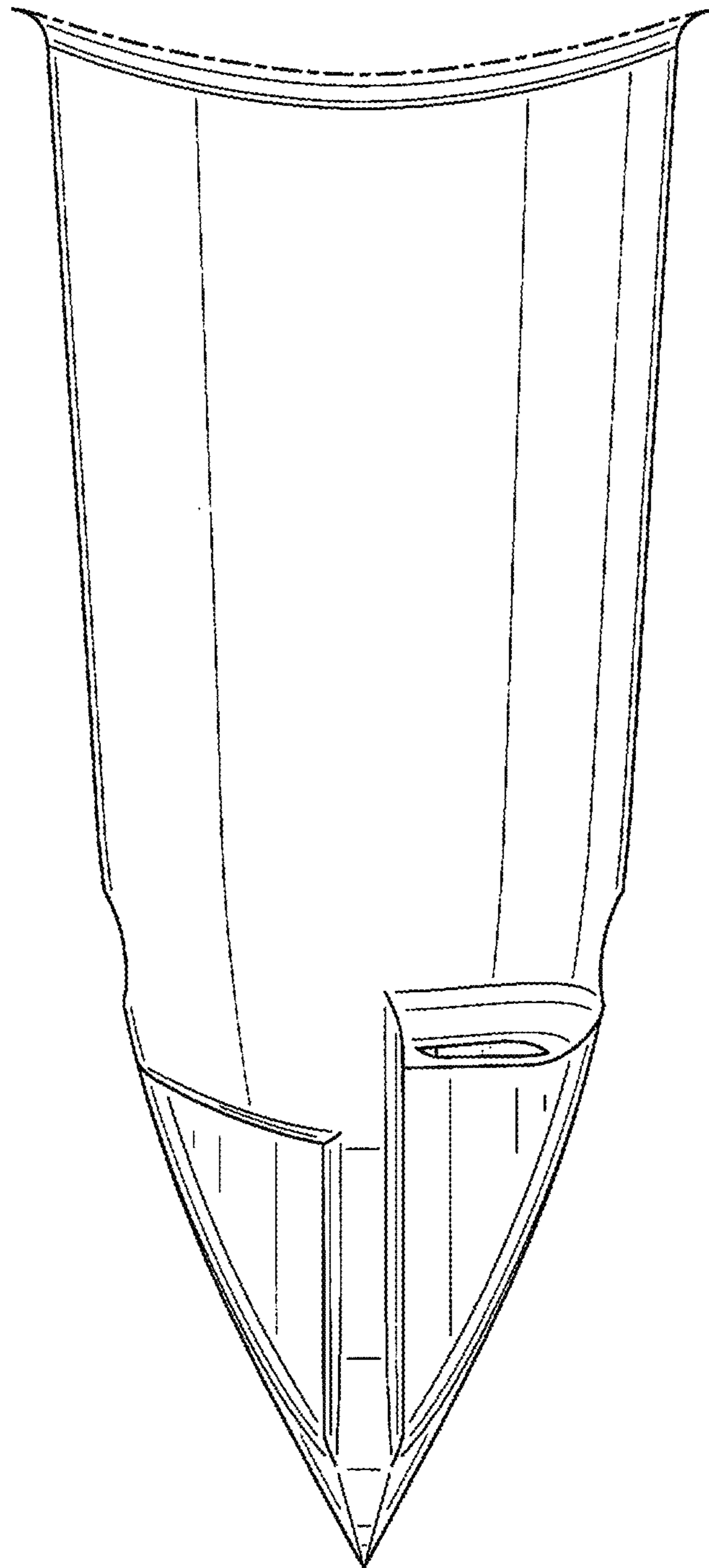


FIG. 5

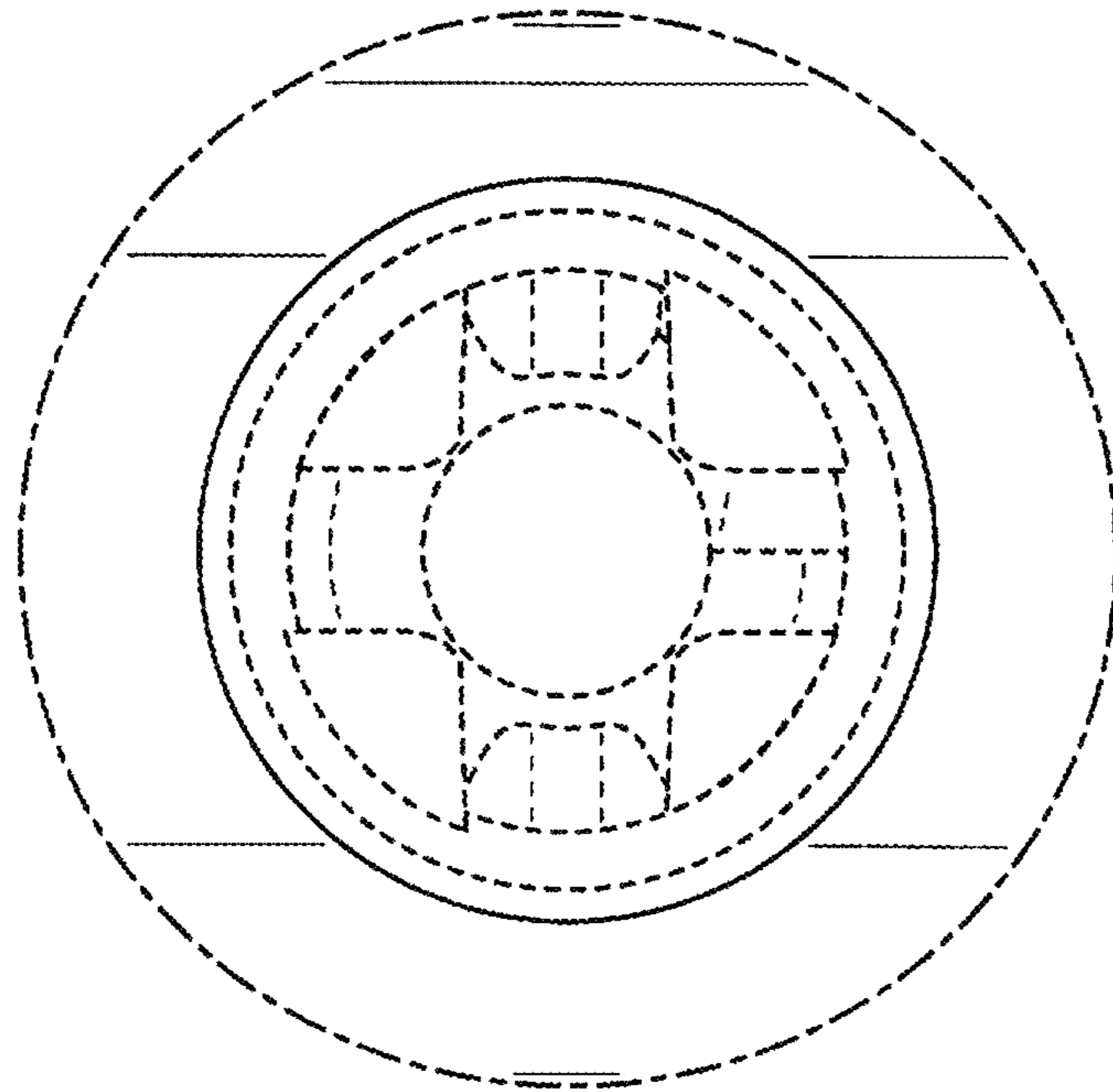


FIG. 6




FIG. 7

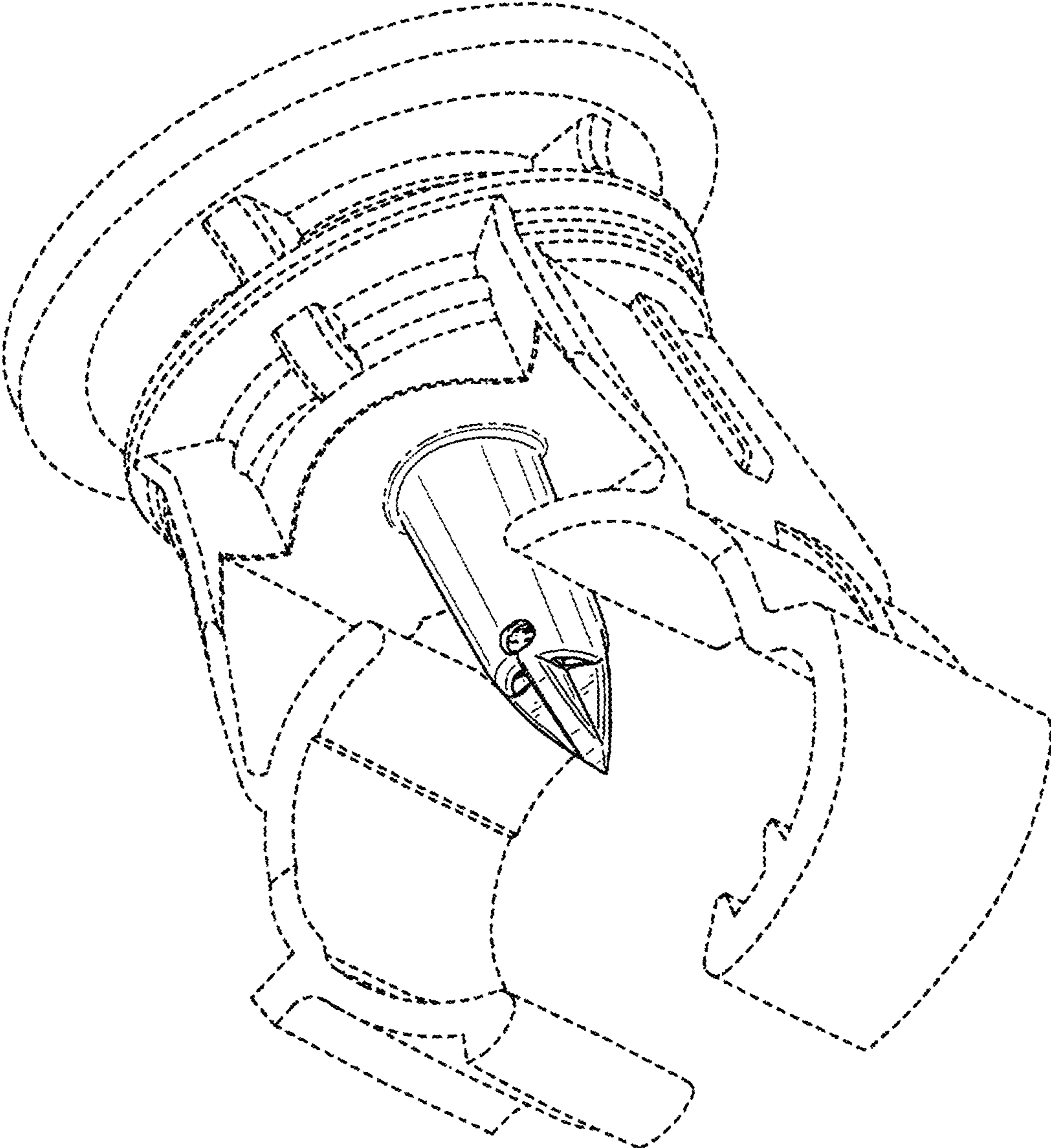


FIG. 8