



US00D783110S

(12) **United States Design Patent** (10) **Patent No.:** **US D783,110 S**
Haas et al. (45) **Date of Patent:** **** Apr. 4, 2017**

(54) **SHOOTER'S SANDBAG**

FOREIGN PATENT DOCUMENTS

(71) Applicant: **Sandbag Store, LLC**, Las Vegas, NV (US)

CA 2496084 8/2006

(72) Inventors: **Christopher Haas**, Las Vegas, NV (US); **Steve Burcham**, Las Vegas, NV (US)

OTHER PUBLICATIONS

The Sandbag Store, The Grouper Bench Rest Sandbag, Publication date unknown, [visited site 11/062016], Available on the Internet URL:<<http://www.sandbagstore.com/shsaor.html>>.*

(73) Assignee: **Sandbag Store, LLC**, Las Vegas, NV (US)

(Continued)

(**) Term: **15 Years**

Primary Examiner — Susan Bennett Hattan

Assistant Examiner — S. Bryan Reinholdt, Jr.

(21) Appl. No.: **29/541,289**

(74) *Attorney, Agent, or Firm* — Weide & Miller, Ltd.

(22) Filed: **Oct. 1, 2015**

(51) **LOC (10) Cl.** **22-01**

(57) **CLAIM**

(52) **U.S. Cl.**

USPC **D22/108**

The ornamental design for a shooter's sandbag, as shown and described.

(58) **Field of Classification Search**

USPC D9/759; D22/108, 109; 53/455

CPC B65B 43/04

See application file for complete search history.

DESCRIPTION

(56) **References Cited**

U.S. PATENT DOCUMENTS

4,449,847	A	5/1984	Scales et al.
4,690,585	A	9/1987	Holmberg
4,821,443	A	4/1989	Bianco
D312,650	S	12/1990	Charrier
5,233,779	A	8/1993	Shaw
5,332,185	A	7/1994	Walker, III
D368,125	S	3/1996	Wiseman
5,584,599	A	12/1996	Knittel
5,875,580	A	3/1999	Hill et al.
6,149,555	A	11/2000	Kinback
7,866,081	B2	1/2011	Seuk
8,516,733	B1	8/2013	Richey, Jr. et al.
8,777,523	B2	7/2014	Stephens et al.
2003/0145530	A1	8/2003	James
2006/0099033	A1	5/2006	Boraggina

(Continued)

FIG. 1 is a top view of a shooter's sandbag in a flat position, the bottom view being essentially the same as the top view, showing the new design;

FIG. 2 is a side view of a shooter's sandbag shown in FIG. 1, the left and right side views being essentially the same; FIG. 3 is front view of a shooter's sandbag shown in FIG. 1;

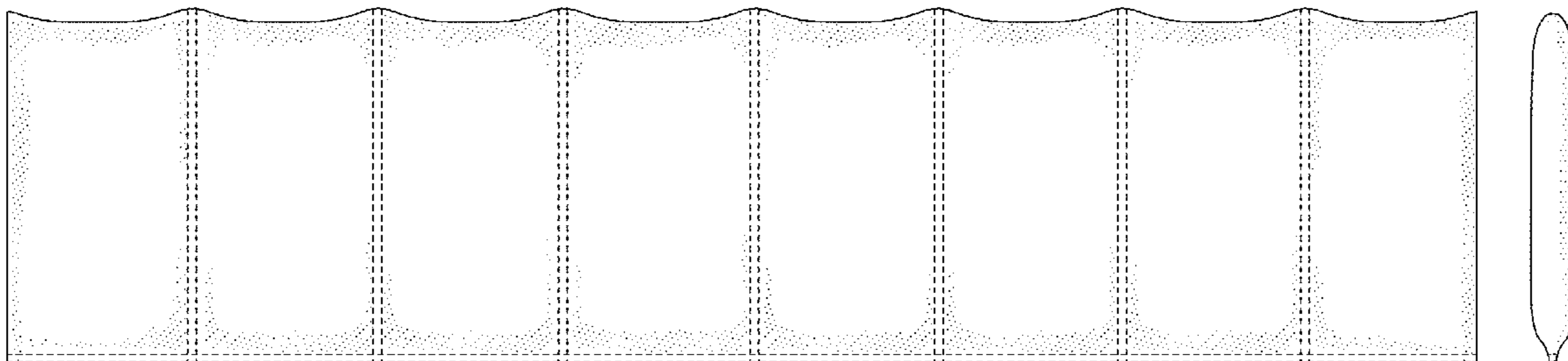
FIG. 4 is a rear view of a shooter's sandbag shown in FIG. 1;

FIG. 5 is a rear view of a shooter's in an alternately folded position, showing the new design; and,

FIG. 6 is a rear view of a shooter's sandbag in a rolled position, showing the new design.

The broken lines in FIG. 1 represent stitching and form no part of the claimed design.

1 Claim, 2 Drawing Sheets



(56)

References Cited

U.S. PATENT DOCUMENTS

2008/0092461 A1* 4/2008 Kim E02B 3/127
52/169.4
2008/0138157 A1* 6/2008 Kim E02D 29/0291
405/107
2008/0202073 A1 8/2008 Kim
2009/0235814 A1 9/2009 Cashin et al.
2010/0014788 A1* 1/2010 Powell E02B 3/127
383/107
2012/0051673 A1* 3/2012 Wang E02B 3/127
383/117
2013/0298439 A1 11/2013 Mahnke, III
2014/0213421 A1 7/2014 Paris
2015/0202486 A1 7/2015 Childs
2016/0129292 A1 5/2016 Stroup

OTHER PUBLICATIONS

Article titled Shooters Ridge Adds to Rest Options with New Monkey Bag, web article from "Ammoland Shooting Sports News", at www.ammoland.com/2009/07/shooters-ridge-monkey-bag/, dated Jul. 10, 2009.

* cited by examiner

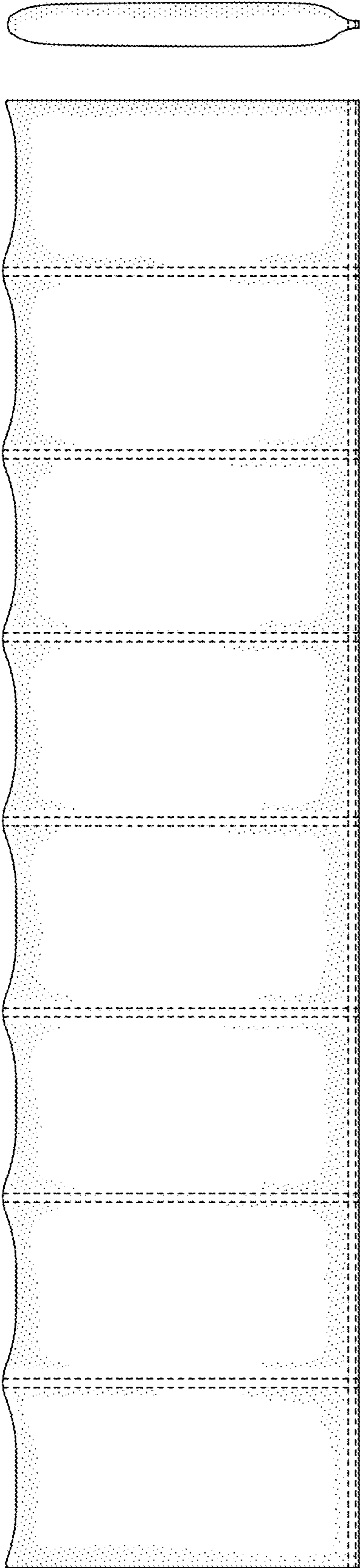


FIG. 1

FIG. 2



FIG. 3

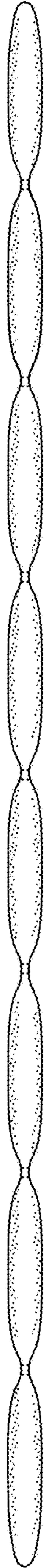


FIG. 4

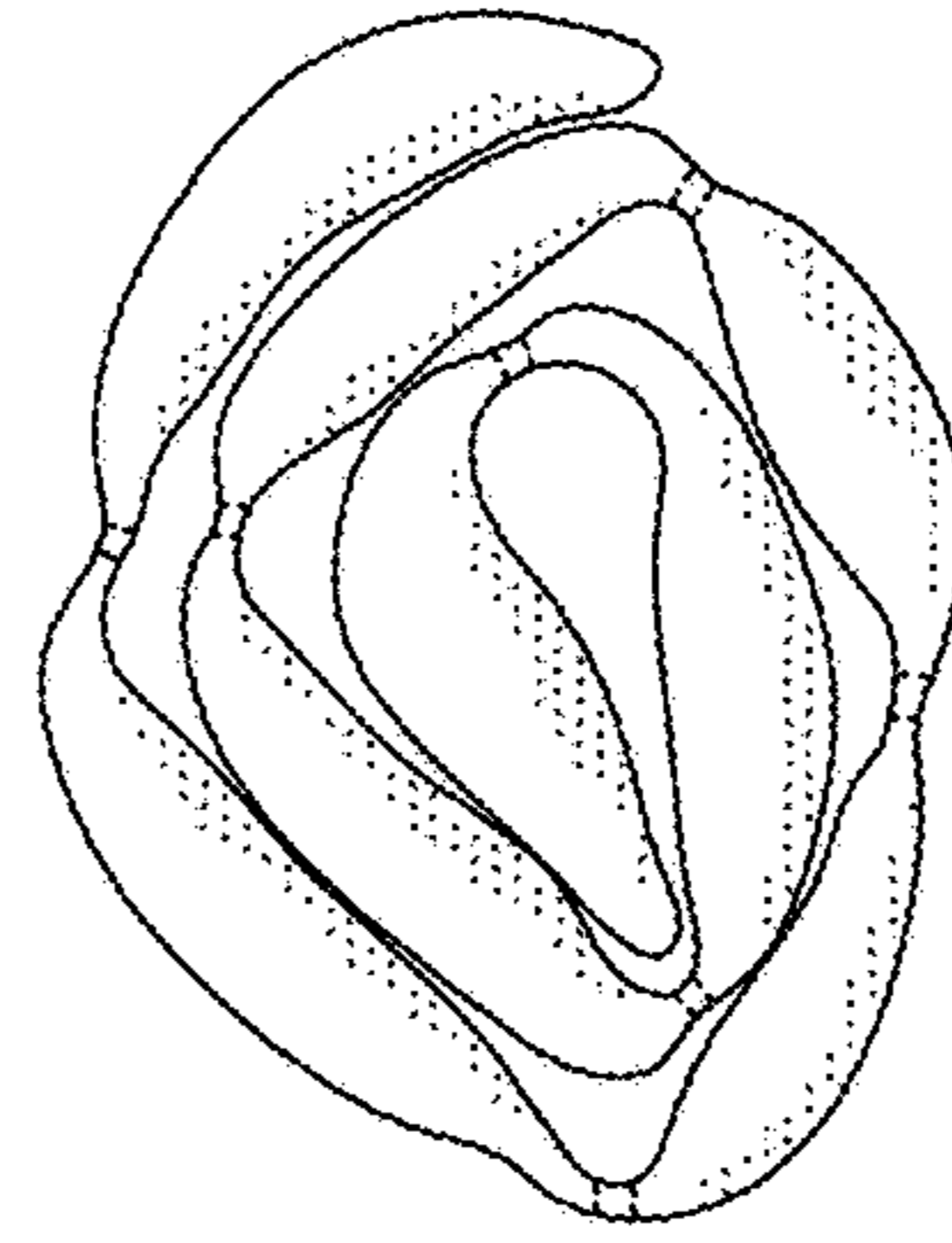


FIG. 6

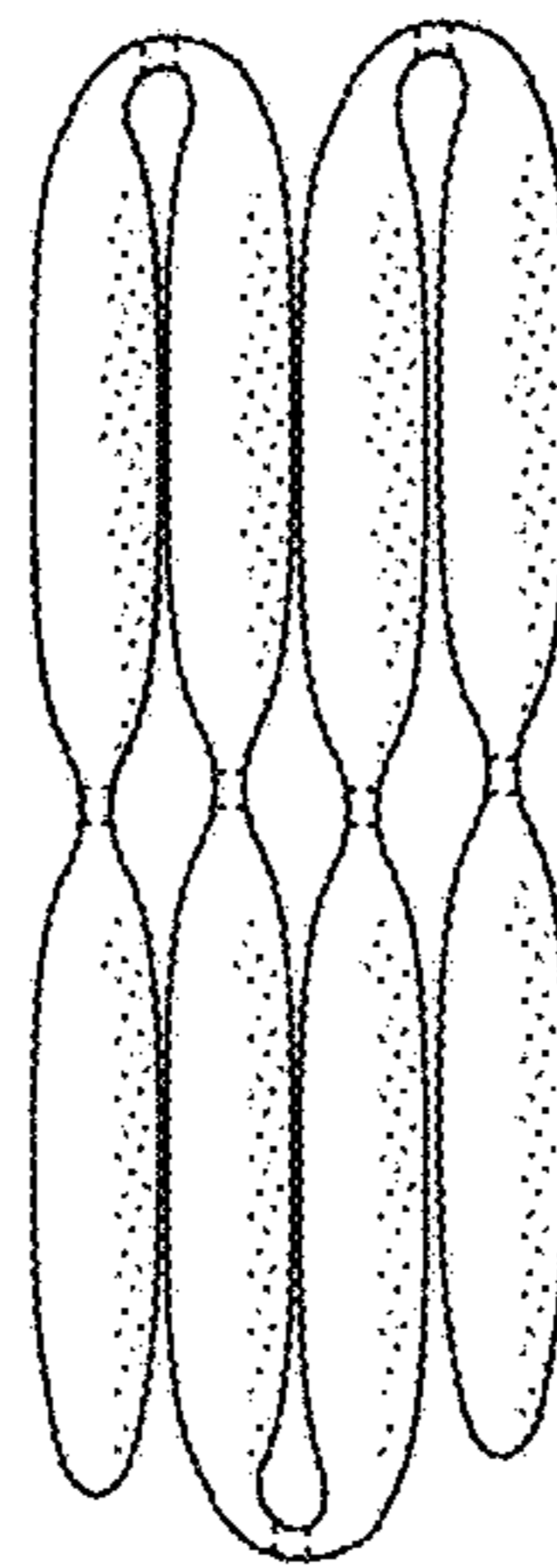


FIG. 5