



US00D783106S

(12) **United States Design Patent**
Liberatore

(10) **Patent No.:** **US D783,106 S**

(45) **Date of Patent:** **** Apr. 4, 2017**

- (54) **WATER TOY**
- (71) Applicant: **Swimways Corporation**, Virginia Beach, VA (US)
- (72) Inventor: **Raymond A. Liberatore**, Bentonville, AR (US)
- (73) Assignee: **Swimways Corporation**, Virginia Beach, VA (US)
- (**) Term: **15 Years**
- (21) Appl. No.: **29/535,701**
- (22) Filed: **Aug. 10, 2015**

- 6,027,393 A * 2/2000 O'Rourke A63B 67/007
222/78
- 6,790,112 B2 * 9/2004 Kirk A47G 23/0216
220/739
- D501,670 S * 2/2005 Landi, Jr. D21/803
- 7,052,347 B2 * 5/2006 Goldmeier A63B 69/12
441/129
- 7,425,190 B2 * 9/2008 Kolarick A63B 22/0012
441/129
- D590,027 S * 4/2009 Chia D21/572
- D618,968 S * 7/2010 Belden D7/620
- D621,450 S * 8/2010 Wong D21/572
- D621,451 S * 8/2010 Wong D21/572
- D621,452 S * 8/2010 Wong D21/572
- D708,690 S * 7/2014 Liberatore D21/803

* cited by examiner

Primary Examiner — Zenia Bennett
(74) *Attorney, Agent, or Firm* — Cooley LLP

Related U.S. Application Data

- (62) Division of application No. 29/494,495, filed on Jun. 20, 2014, now Pat. No. Des. 736,335, which is a division of application No. 29/459,727, filed on Jul. 2, 2013, now Pat. No. Des. 708,690.

- (51) **LOC (10) Cl.** **21-02**
- (52) **U.S. Cl.**
USPC **D21/803**

- (58) **Field of Classification Search**
USPC D21/769–770, 801, 803, 809; 114/253,
114/345–346; 441/35, 66, 74, 40–42,
441/129–132; 472/128–129; D12/5, 6,
D12/316; D6/392, 595, 596, 601, 604,
D6/605
CPC B63B 35/76
See application file for complete search history.

- (56) **References Cited**
U.S. PATENT DOCUMENTS

- 5,009,413 A * 4/1991 Allen A63B 21/0084
446/153
- D417,714 S * 12/1999 Yeung D21/803

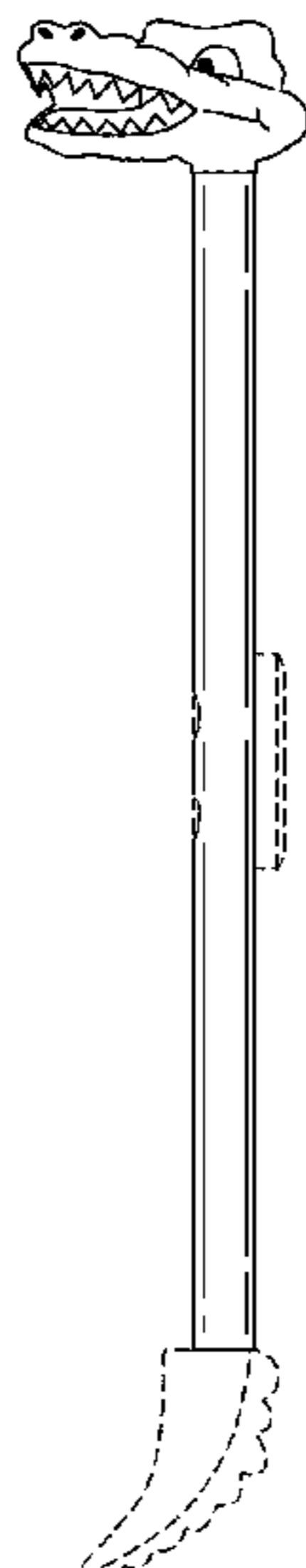
(57) **CLAIM**

The ornamental design for a water toy, as shown and described.

DESCRIPTION

FIG. 1 is an isometric view of a water toy, according to an embodiment;
FIG. 2 is a left side view thereof;
FIG. 3 is a front view thereof;
FIG. 4 is a right side view thereof;
FIG. 5 is a top view thereof;
FIG. 6 is a bottom view thereof; and,
FIG. 7 is an alternate orientation view thereof.
The broken lines are for illustrative purposes only and form no part of the claimed design.

1 Claim, 2 Drawing Sheets



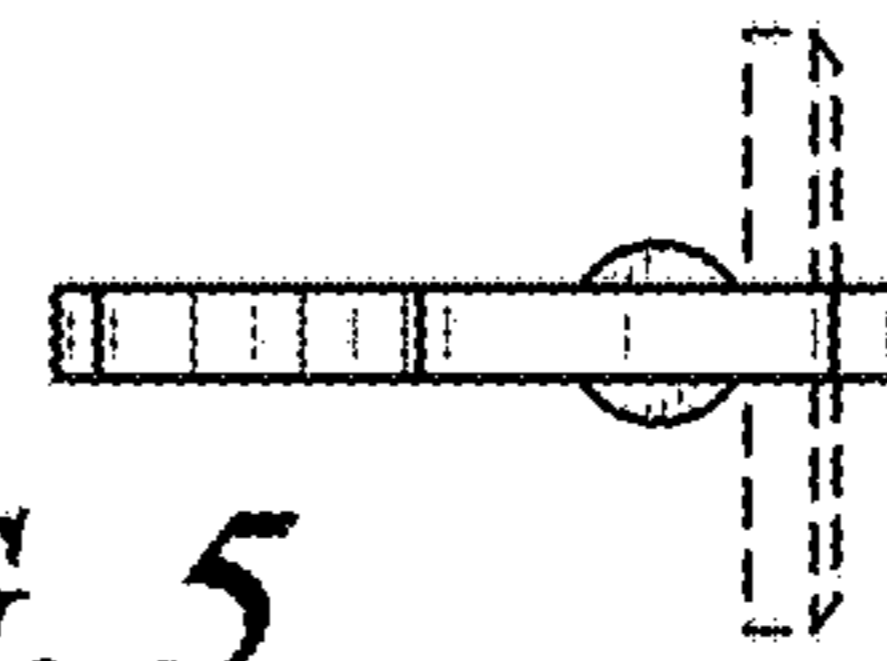


FIG. 5

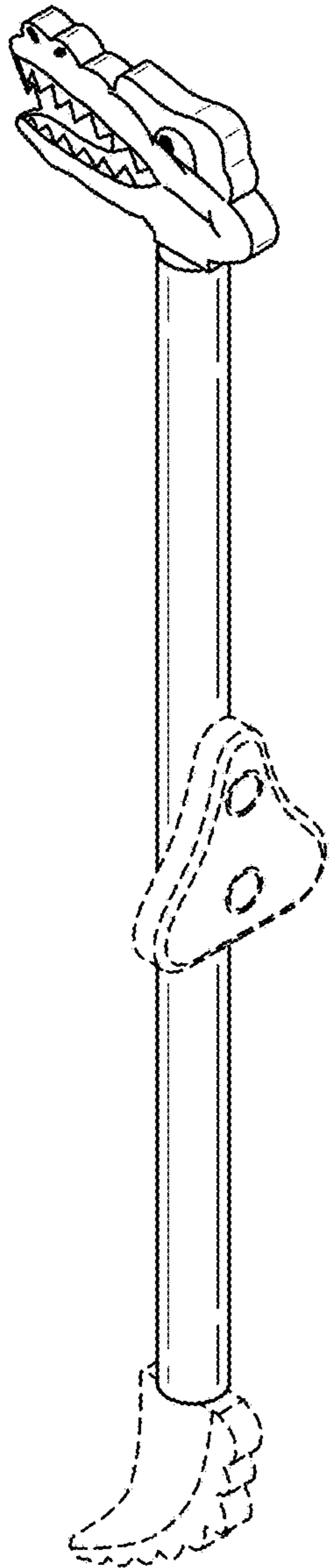


FIG. 1

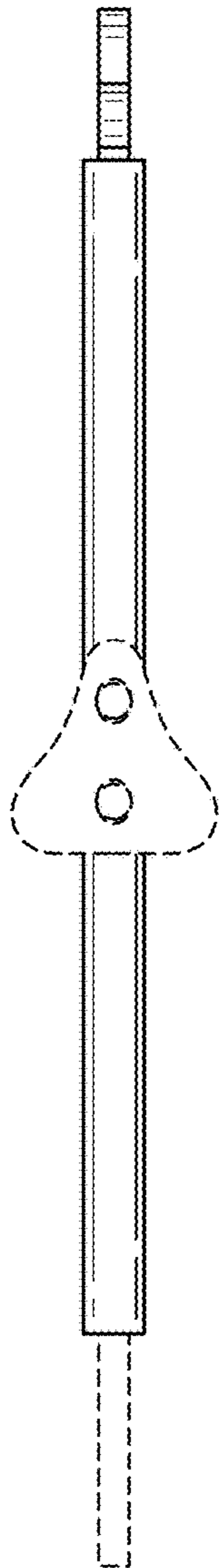


FIG. 2

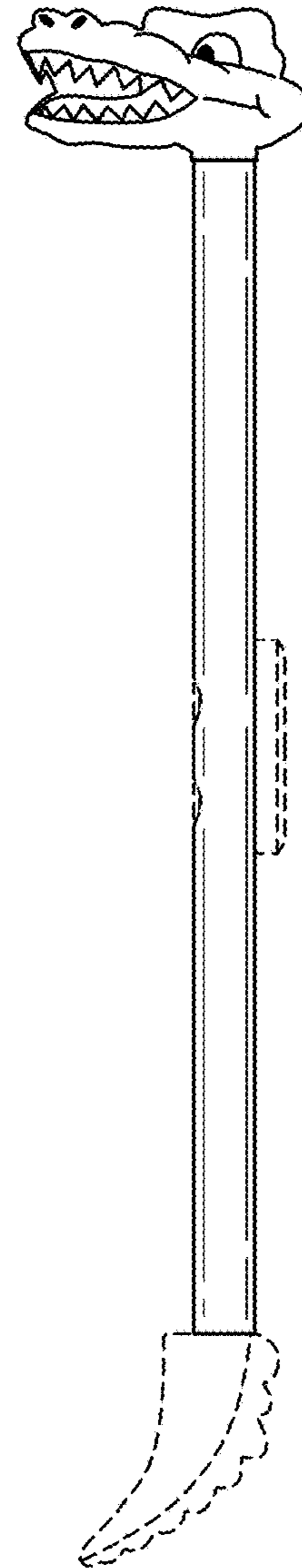


FIG. 3

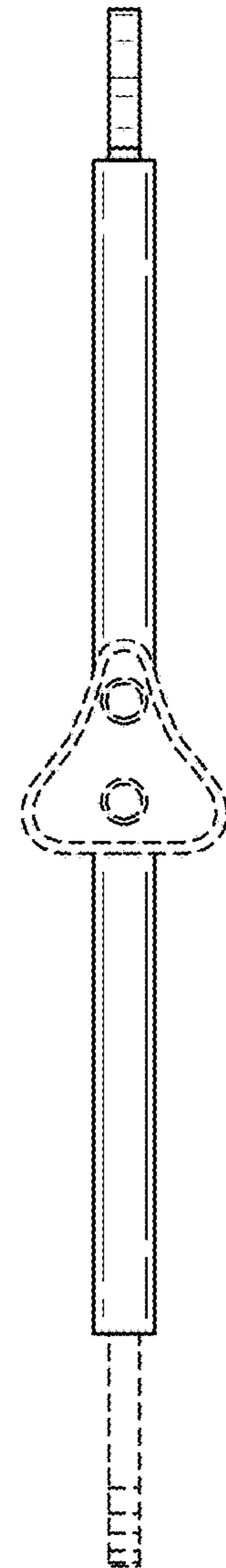


FIG. 4

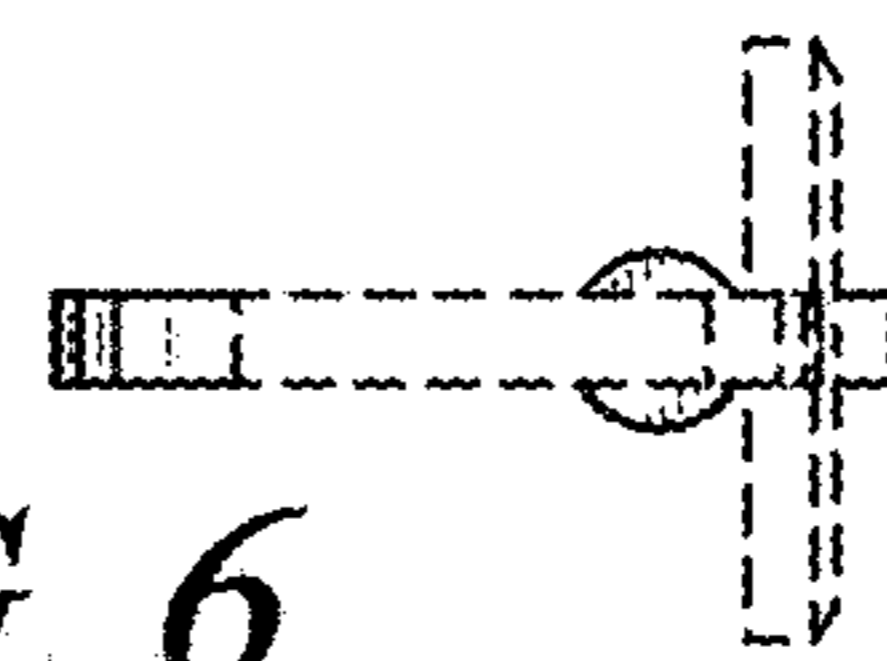


FIG. 6

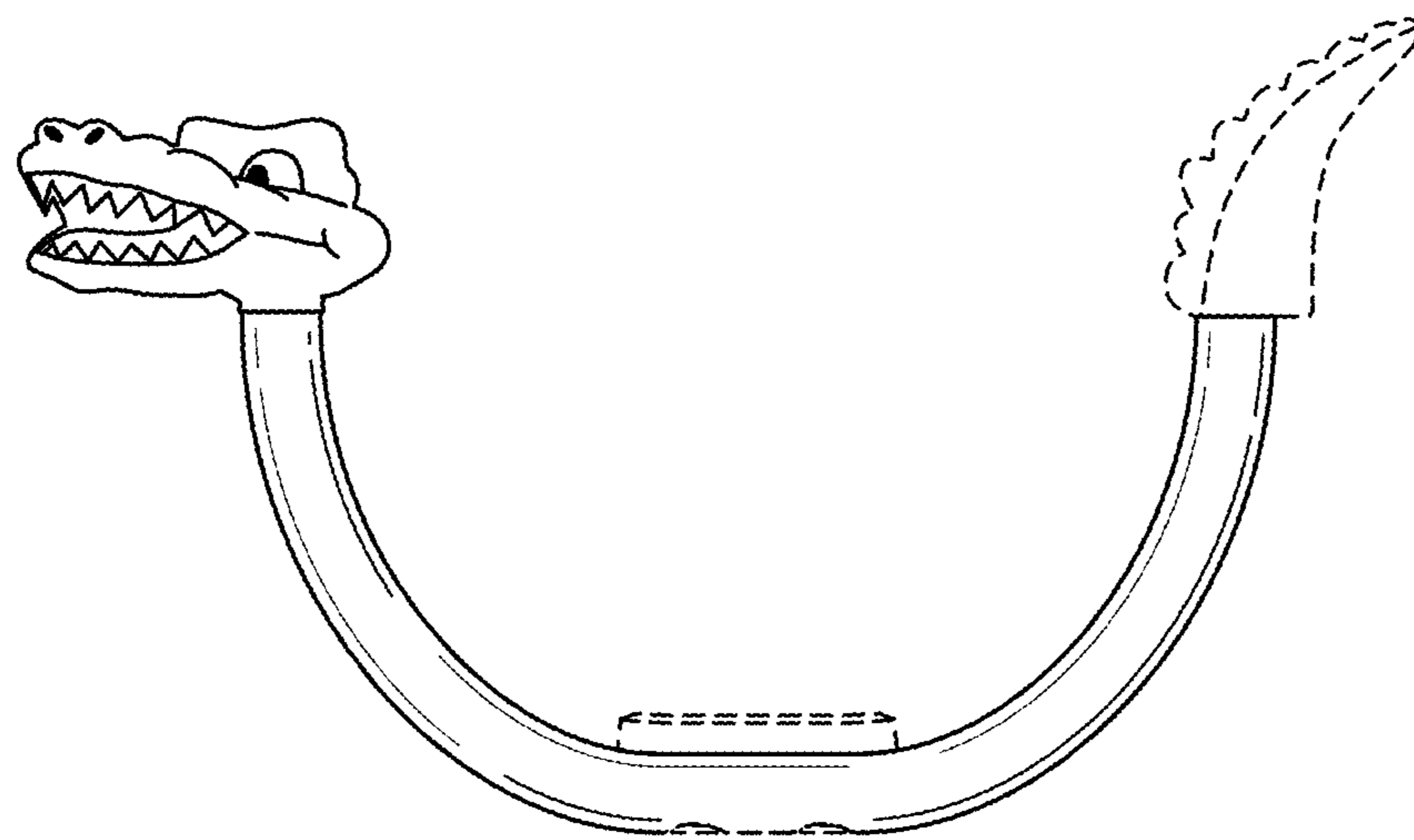


FIG. 7