

US00D783100S

(12) **United States Design Patent**
Lee

(10) **Patent No.:** **US D783,100 S**

(45) **Date of Patent:** **** Apr. 4, 2017**

(54) **GOLF PUTTER**

D490,492 S * 5/2004 Nemeckay D21/791
D603,924 S * 11/2009 Troutman D21/791
D706,884 S * 6/2014 Saber D21/722

(71) Applicant: **Christopher Lee**, Durham, NC (US)

* cited by examiner

(72) Inventor: **Christopher Lee**, Durham, NC (US)

Primary Examiner — Mitchell Siegel

(**) Term: **15 Years**

(21) Appl. No.: **29/534,456**

(22) Filed: **Jul. 29, 2015**

(57) **CLAIM**

(51) **LOC (10) Cl.** **21-02**

The ornamental design for a golf putter, as shown and described thereof.

(52) **U.S. Cl.**

USPC **D21/736**

(58) **Field of Classification Search**

USPC D21/735–746, 789, 791, 722

CPC ... A63B 53/065; A63B 53/0487; A63B 53/00;

A63B 53/04; A63B 53/007

See application file for complete search history.

DESCRIPTION


(56) **References Cited**

U.S. PATENT DOCUMENTS

D240,947 S * 8/1976 Pomper D21/735
4,289,311 A * 9/1981 Smith A63B 53/007
473/325
D266,686 S * 10/1982 Dretzke D21/722
D306,055 S * 2/1990 Morris D21/738
D339,182 S * 9/1993 Chantler D21/740
D360,011 S * 7/1995 Schmidt D21/743
D372,947 S * 8/1996 Rodriguez D21/735
D426,607 S * 6/2000 Wurster D21/791
D434,819 S * 12/2000 Hoare D21/736

FIG. 1 illustrates the perspective view of the golf putter according to the present invention;
FIG. 2 illustrates the top plan view of the golf putter according to the present invention;
FIG. 3 illustrates the bottom plan view of the golf putter according to the present invention;
FIG. 4 illustrates the right side elevational view of the golf putter according to the present invention;
FIG. 5 illustrates the left side elevational view of the golf putter according to the present invention;
FIG. 6 illustrates the back elevational view of the golf putter according to the present invention; and,
FIG. 7 illustrates the front elevational view of the golf putter according to the present invention.

1 Claim, 7 Drawing Sheets






FIG. 1




FIG. 2




FIG. 3




FIG. 4



FIG. 5

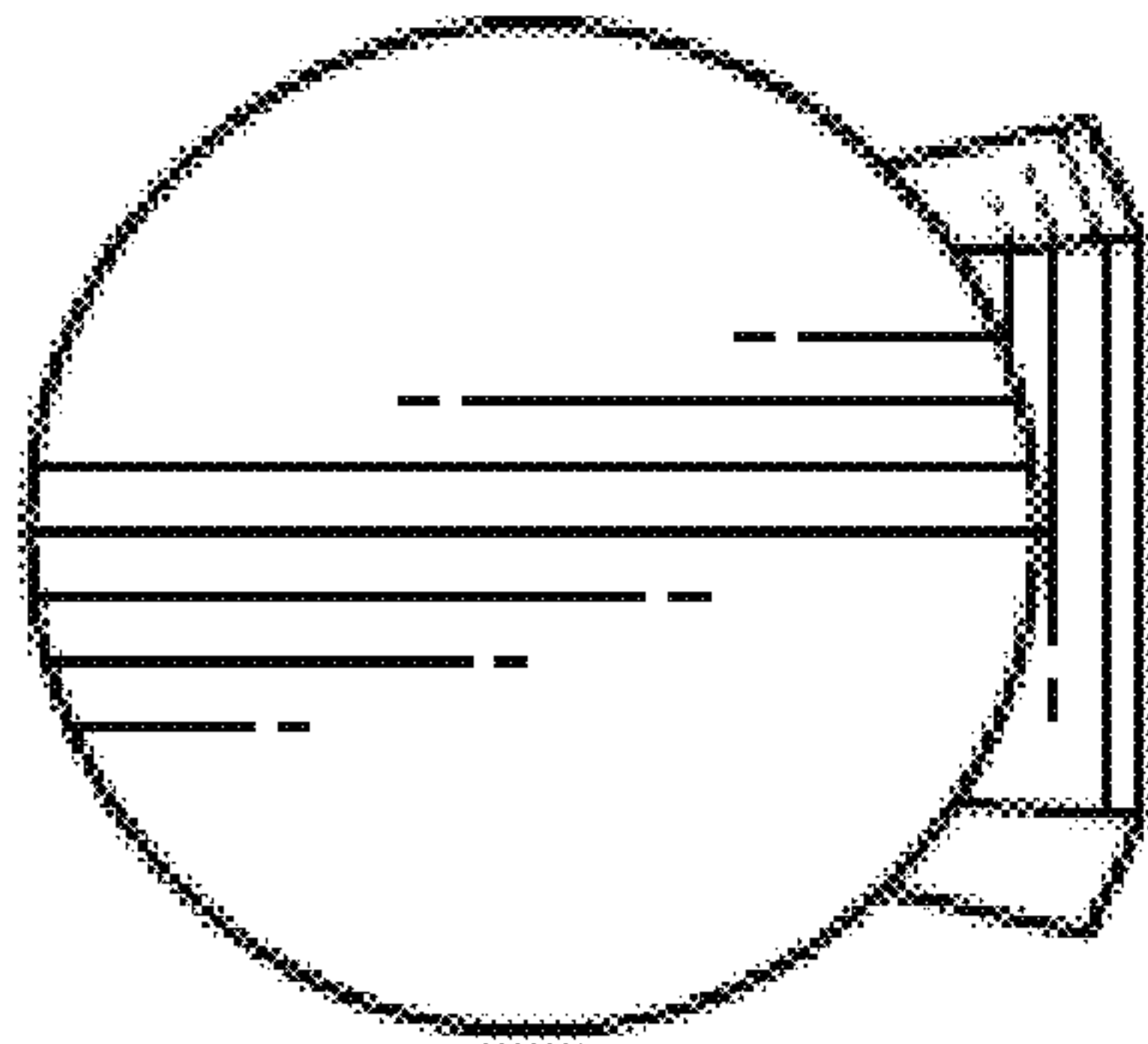


FIG. 6

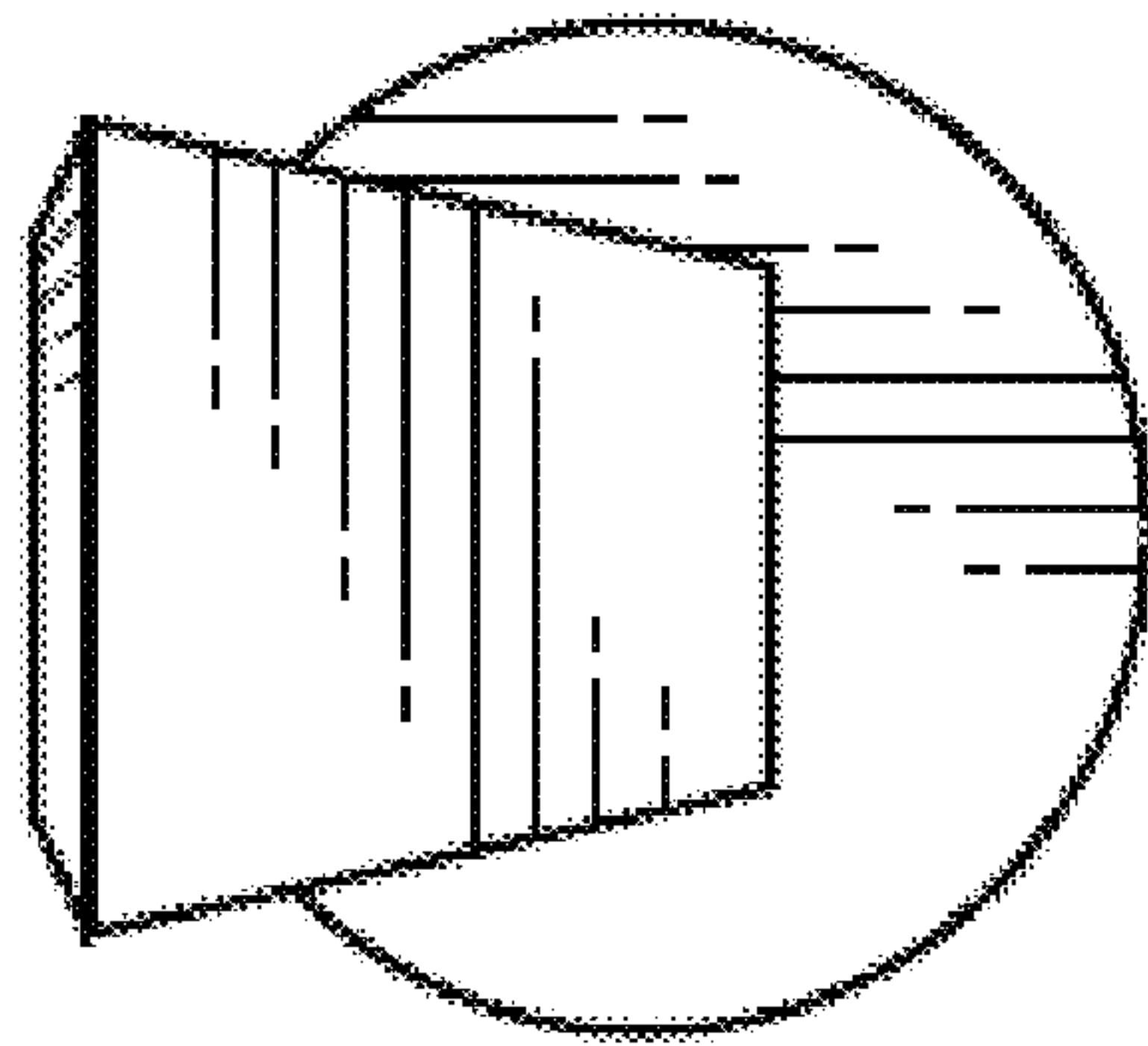


FIG. 7