

US00D783088S

(12) **United States Design Patent** (10) **Patent No.:** **US D783,088 S**
Francke (45) **Date of Patent:** **** Apr. 4, 2017**

(54) **PRINTER**

(71) Applicant: **Hewlett-Packard Development Company, L.P.**, Houston, TX (US)

(72) Inventor: **Justin Francke**, San Diego, CA (US)

(73) Assignee: **Hewlett-Packard Development Company, L.P.**, Houston, TX (US)

(**) Term: **15 Years**

(21) Appl. No.: **29/548,216**

(22) Filed: **Dec. 11, 2015**

(51) **LOC (10) Cl.** **18-02**

(52) **U.S. Cl.**
USPC **D18/56**

(58) **Field of Classification Search**
USPC .. D18/18, 39, 40, 53, 54, 56; D24/107, 108,
D24/110, 127, 185, 186, 234
CPC B41J 15/044; B41J 2/1752; B41J 2/17553;
B41J 23/00

See application file for complete search history.

(56) **References Cited**

U.S. PATENT DOCUMENTS

D552,500 S *	10/2007	Forslund	D10/81
D570,473 S *	6/2008	Hamaguchi	D24/110
D732,158 S *	6/2015	Salmon	D24/110
D748,723 S *	2/2016	Lee	D18/50
2013/0187997 A1 *	7/2013	Xiao	B41J 2/17546 347/86
2014/0043410 A1 *	2/2014	Nakano	B41J 2/17553 347/86

2015/0022612 A1 *	1/2015	Taylor	B41J 15/044 347/110
2015/0283832 A1 *	10/2015	Osakabe	B41J 2/17513 347/37
2015/0284170 A1 *	10/2015	Igarashi	B41J 2/17513 222/394

(Continued)

OTHER PUBLICATIONS

Plastiras Elias. "HP's \$69 Deskjet printer makes more efficient use of ink tanks." Jul. 22, 2014 PC World. <http://www.pcworld.idg.com.au/article/580229/hp-69-deskjet-printer-makes-more-efficient-use-ink-tanks/>.*

(Continued)

Primary Examiner — Manpreet Matharu
Assistant Examiner — Suzanne Tisdell
(74) *Attorney, Agent, or Firm* — Morgan, Lewis & Bockius, LLP

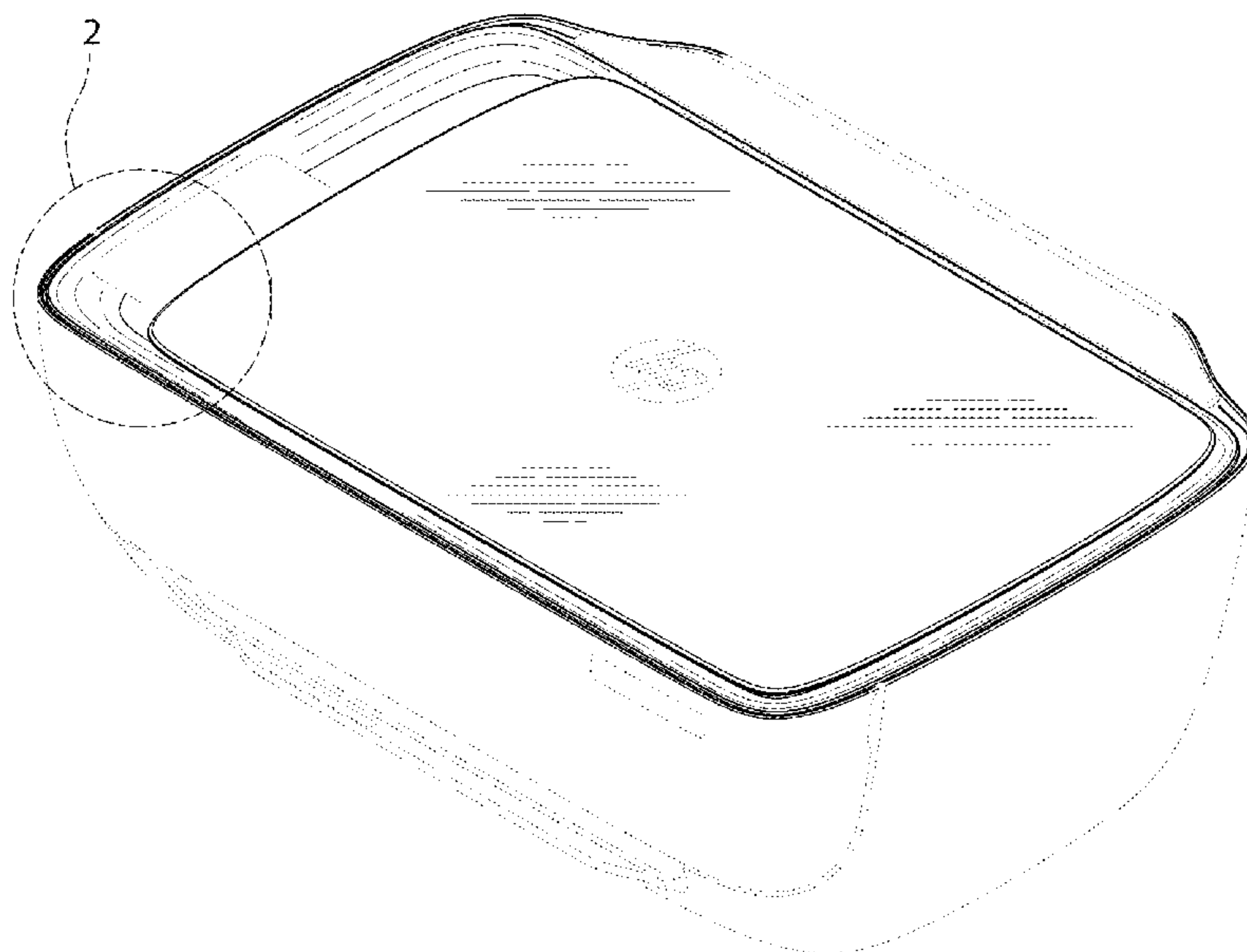
(57) **CLAIM**

The ornamental design for a printer, as shown and described.

DESCRIPTION

FIG. 1 is a front, left, top, perspective view of a printer showing my new design;
FIG. 2 is a front, left, top, perspective view of a corner of the printer of FIG. 1 shown within area 2 in FIG. 1;
FIG. 3 is a front elevational view of the printer shown in FIG. 1;
FIG. 4 is a rear elevational view of the printer shown in FIG. 1;
FIG. 5 is a left-side elevational view of the printer or shown in FIG. 1;
FIG. 6 is a right-side elevational view of the printer shown in FIG. 1;
FIG. 7 is a top plan view of the printer shown in FIG. 1; and,
FIG. 8 is a bottom plan view of the printer shown in FIG. 1.
The broken lines shown in the drawings represent portions of the printer that form no part of the claimed design.

1 Claim, 8 Drawing Sheets



(56)

References Cited

U.S. PATENT DOCUMENTS

2016/0016409 A1* 1/2016 Kimura B41J 2/17523
347/86
2016/0121618 A1* 5/2016 Osakabe B41J 2/17553
347/86

OTHER PUBLICATIONS

“HP Deskjet 3630 Driver Download.” Oct. 11, 2015. Printer Driver and Support. <http://printerdriversupport.com/hp-deskjet-3630-driver-download/>.*

“HP DeskJet 3630 Printer Review.” Oct. 16, 2015. Tech Reviews. <http://tech-reviews.co.uk/reviews/hp-deskjet-3630-printer-review/>.*

* cited by examiner

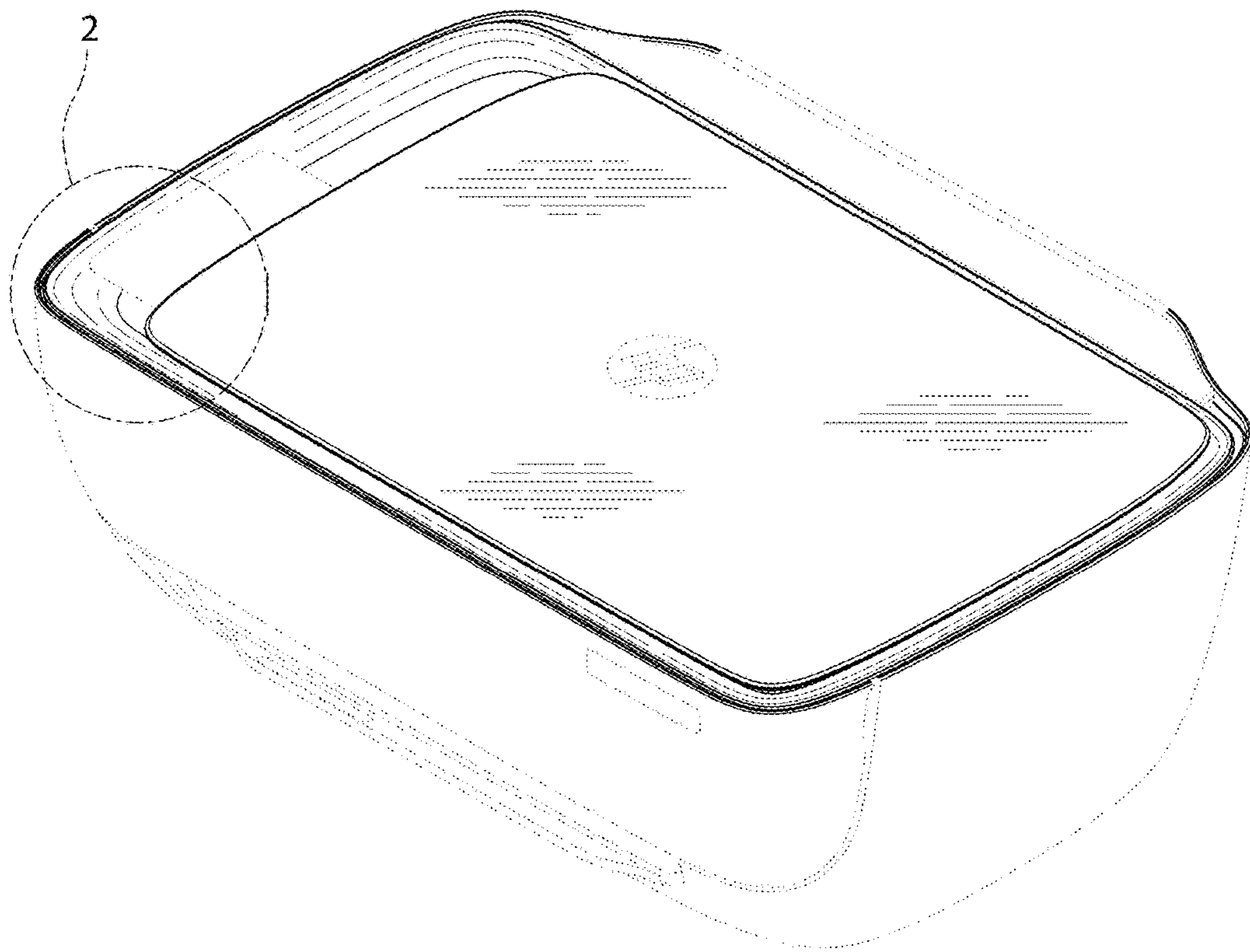


FIG. 1

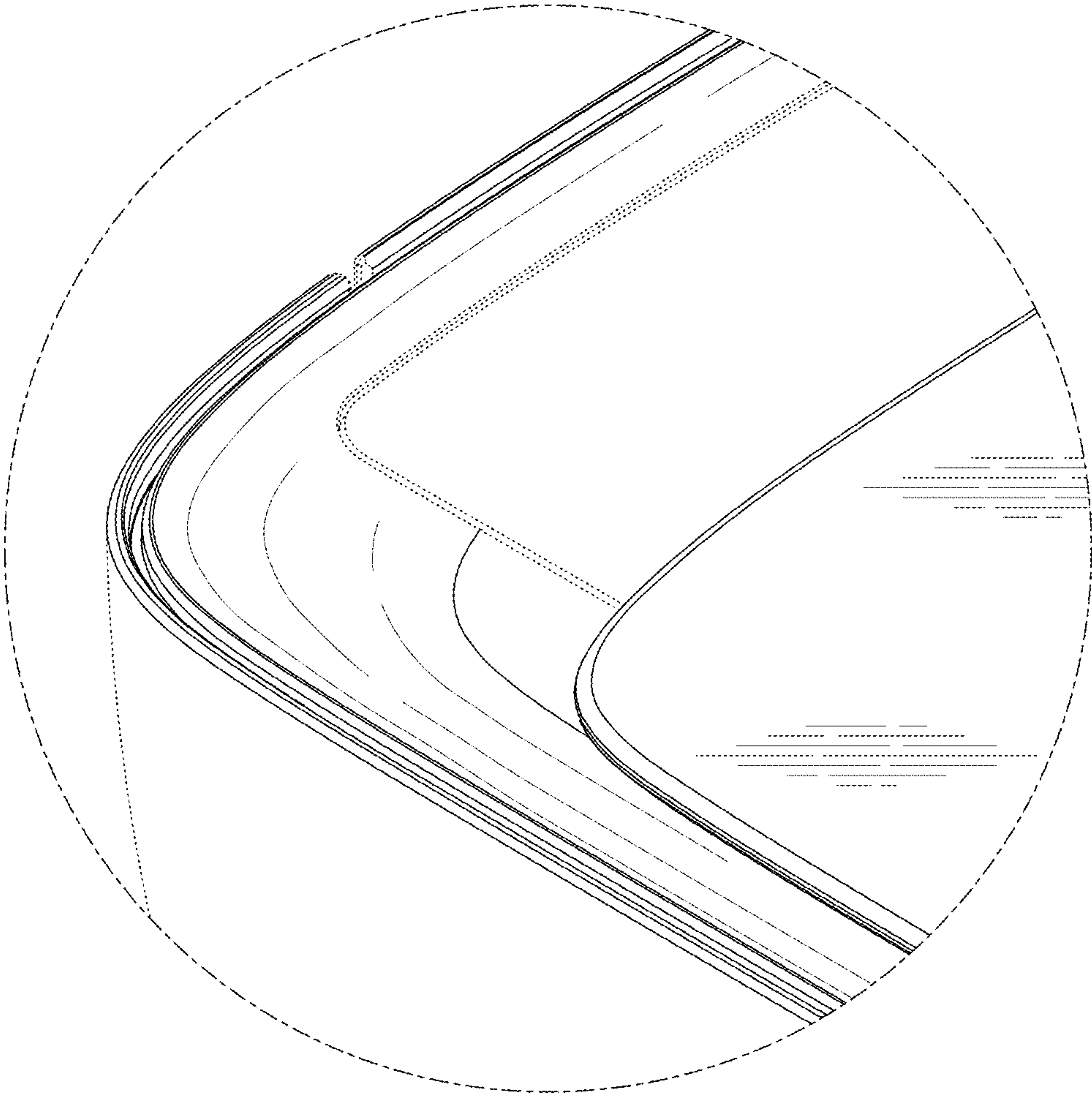


FIG. 2




FIG. 3

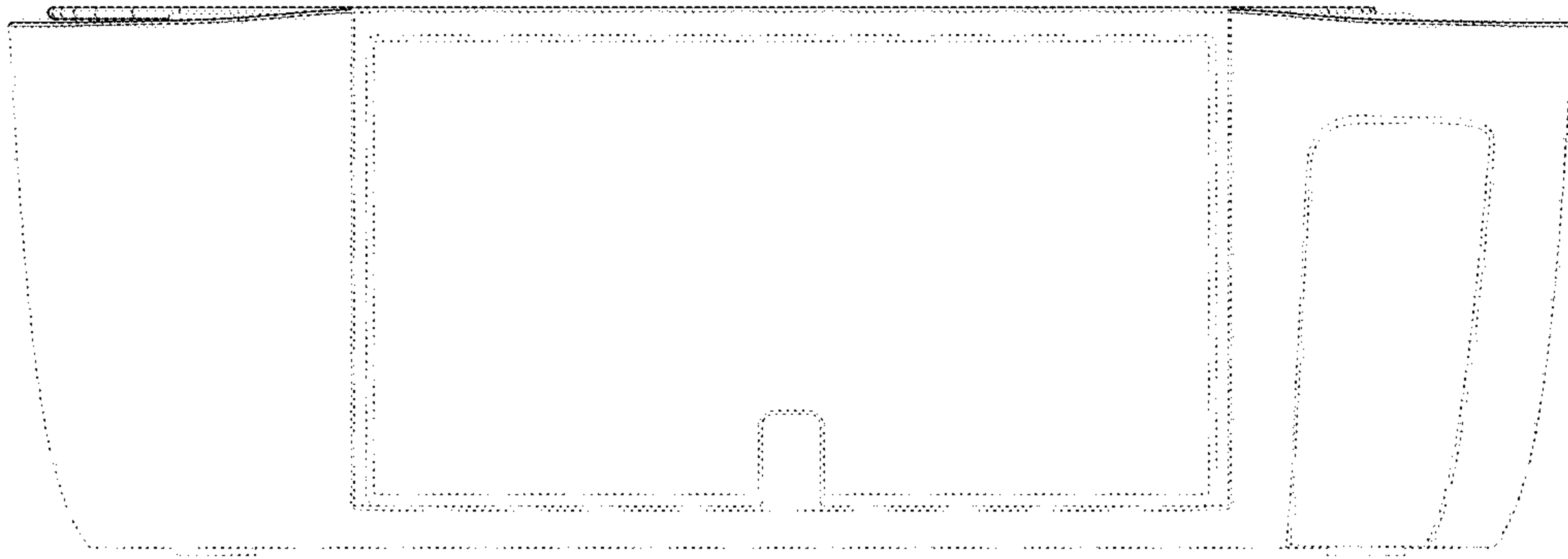


FIG. 4




FIG. 5




FIG. 6




FIG. 7




FIG. 8