



US00D783085S

(12) **United States Design Patent**
Larsen

(10) **Patent No.:** **US D783,085 S**

(45) **Date of Patent:** **** Apr. 4, 2017**

(54) **FACE OF GUITAR WITH CELL PHONE SLOT**

(71) Applicant: **James Christian Larsen**, Tucson, AZ (US)

(72) Inventor: **James Christian Larsen**, Tucson, AZ (US)

(**) Term: **14 Years**

(21) Appl. No.: **29/458,071**

(22) Filed: **Jun. 14, 2013**

(51) **LOC (10) Cl.** **17-03**

(52) **U.S. Cl.**
USPC **D17/14**

(58) **Field of Classification Search**
USPC D17/2, 9, 14, 17, 18, 19, 20, 21, 24, 99;
D21/398, 409, 483, 324, 325, 333, 585,
D21/586

CPC G10D 1/00; G10D 1/08; G10D 1/085; G10D 3/00; G10D 3/06; G10H 1/342; G10H 3/18; G10H 1/0066; G10H 2220/101; G10H 2230/015; G10H 2230/135; G10H 2220/096; Y10S 84/30

See application file for complete search history.

(56) **References Cited**

U.S. PATENT DOCUMENTS

D254,792 S *	4/1980	Edwards	D17/14
D258,290 S *	2/1981	Hayashi	D17/14
D269,437 S *	6/1983	Wilson et al.	D17/14
4,432,267 A *	2/1984	Feller	84/293
4,681,010 A *	7/1987	Wilkinson	84/298
5,252,777 A *	10/1993	Allen	84/726
D344,747 S *	3/1994	Harper	D17/14
5,410,936 A *	5/1995	Ellsworth et al.	84/298
5,786,539 A *	7/1998	Steinberger	84/293
D478,611 S *	8/2003	Nakajima	D17/14

D483,794 S *	12/2003	Kwon	D17/14
6,696,632 B2 *	2/2004	Minakuchi et al.	84/735
D496,389 S *	9/2004	Butler	D17/20
D496,390 S *	9/2004	Nishi	D17/20
D496,958 S *	10/2004	Amiya	D17/14
D531,203 S *	10/2006	Cook	D17/14
D561,817 S *	2/2008	D'Ambrosio	D17/18
D593,147 S *	5/2009	Kirkland et al.	D17/14
D622,926 S *	9/2010	Emanuel	D1/106

(Continued)

Primary Examiner — Ian Simmons

Assistant Examiner — Ieisha Price

(57) **CLAIM**

The ornamental design for the face of guitar with cell phone slot, as shown and described.

DESCRIPTION

FIG. 1 is a perspective view of the face of guitar with cell phone slot, according to my design, without a cell phone inserted;

FIG. 2 is an enlarged perspective view of the headstock, taken from FIG. 1;


FIG. 3 is perspective view thereof, with a cell phone shown in broken lines inserted in the face of the guitar;

FIG. 4 is an enlarged perspective view of a portion of the face of guitar with cell phone slot, taken from FIG. 2, with the cell phone shown in broken lines located in the face of the guitar; and,

FIG. 5 is an enlarged top view of a portion of the face of guitar with cell phone slot, with the cell phone shown in broken lines located in the face of the guitar.

The broken lines in the drawings illustrate portions of the face of guitar with cell phone slot and form no part of the claimed design. The broken line showing of the cell phone illustrates the environment of the claimed design and forms no part thereof.

1 Claim, 5 Drawing Sheets



(56)

References Cited

U.S. PATENT DOCUMENTS

9,117,431	B1 *	8/2015	Rudes	G10H 1/32
2013/0174717	A1 *	7/2013	Butera	G10H 1/32
				84/609
2015/0040744	A1 *	2/2015	Redding et al.	84/726
2016/0019870	A1 *	1/2016	Park	G10D 1/085
				84/292

* cited by examiner

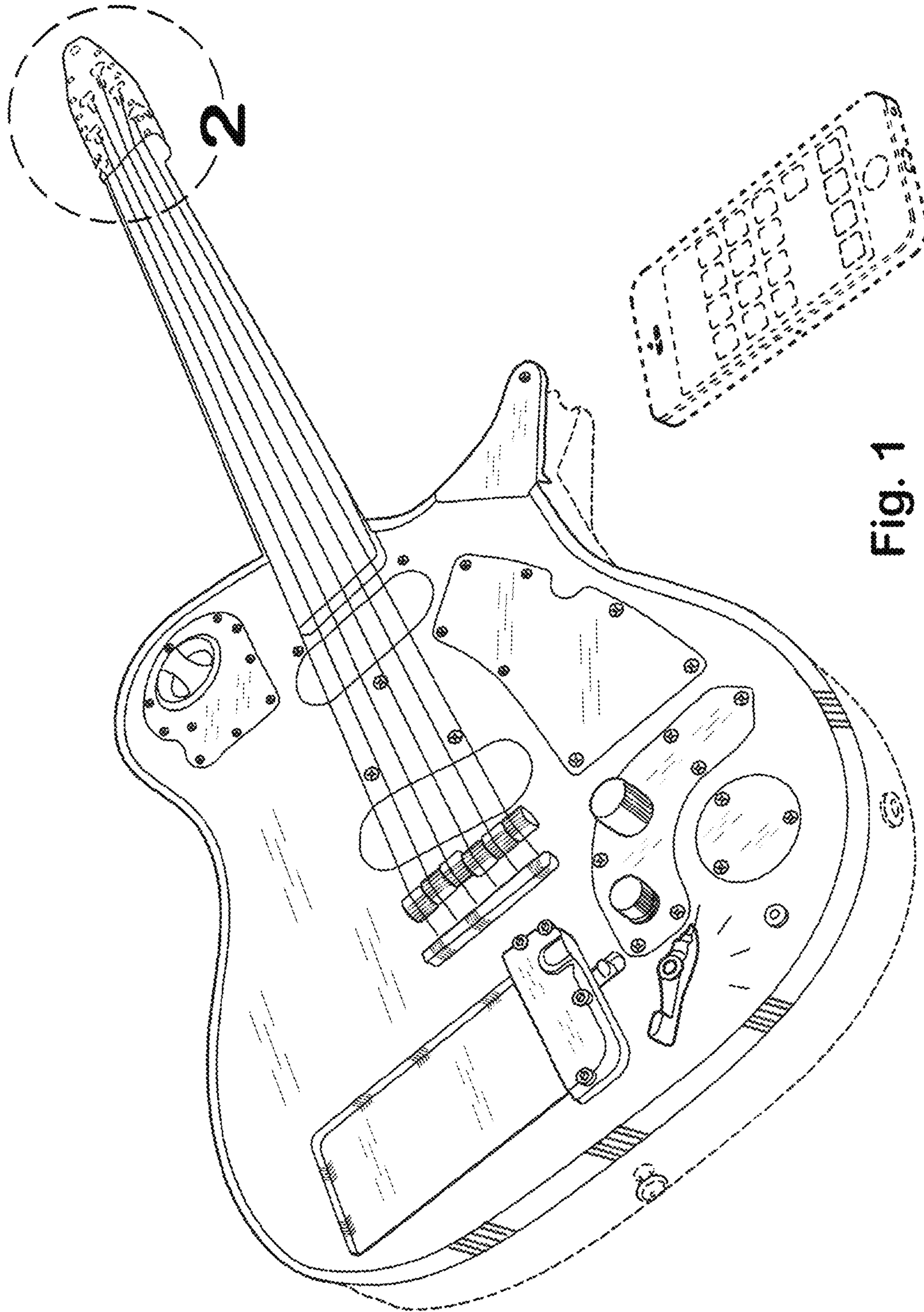


Fig. 1




Fig. 2

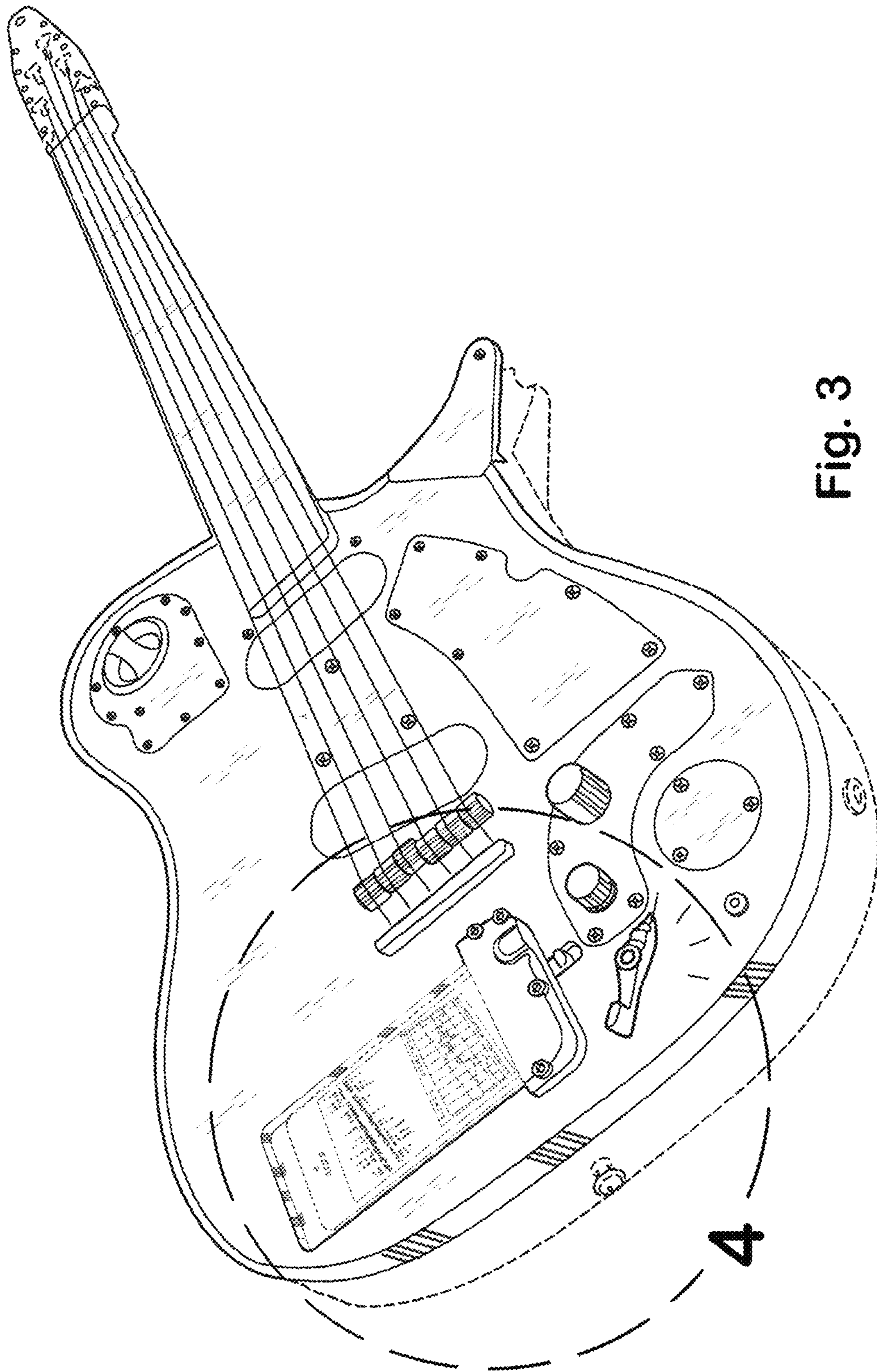


Fig. 3

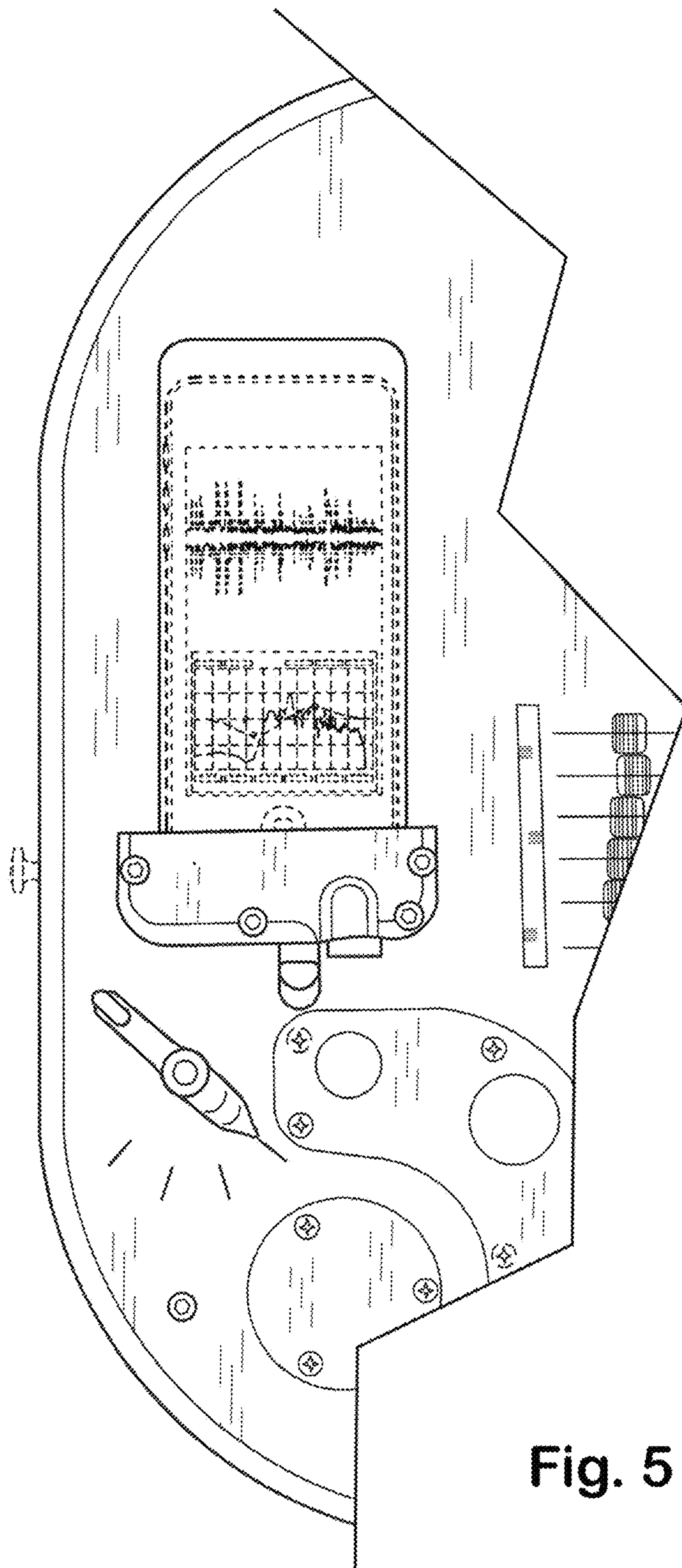


Fig. 5