



US00D783022S

(12) **United States Design Patent**  
**Sirota et al.**

(10) **Patent No.:** **US D783,022 S**

(45) **Date of Patent:** **\*\* Apr. 4, 2017**

(54) **ENCLOSURE FOR AN ELECTRICAL PENCIL**

(71) Applicant: **Appostasy, Inc.**, Somerville, MA (US)

(72) Inventors: **Fedor Sirota**, Wayland, MA (US);  
**Craig Leaf**, Cambridge, MA (US)

(73) Assignee: **Appostasy, Inc.**, Somerville, MA (US)

(\*\*) Term: **15 Years**

(21) Appl. No.: **29/552,475**

(22) Filed: **Jan. 22, 2016**

(51) **LOC (10) Cl.** ..... **14-02**

(52) **U.S. Cl.**  
USPC ..... **D14/411**

(58) **Field of Classification Search**  
USPC ..... D14/372, 496, 432, 371, 125, 126, 129,  
D14/299, 411; D16/300-342; 351/158,  
351/153, 144; 345/7-9, 905; 455/344;  
348/115, 53, 121, 739  
CPC ..... G02B 27/017; G06F 3/016; G06F 3/033;  
G06F 3/0317; G06F 3/03545; G06F  
3/041; G06K 9/222  
See application file for complete search history.

(56) **References Cited**

**U.S. PATENT DOCUMENTS**

D644,227 S \* 8/2011 Son ..... D14/411  
D659,141 S \* 5/2012 Watson ..... D14/411

D669,897 S \* 10/2012 Nakata ..... D14/411  
D686,618 S \* 7/2013 Wilson ..... D14/411  
D694,238 S \* 11/2013 Du ..... D14/411  
D712,479 S \* 9/2014 Fleming ..... D19/171  
D725,112 S \* 3/2015 Bo ..... D14/411  
D752,050 S \* 3/2016 Zhang ..... D14/411  
D772,983 S \* 11/2016 Bo ..... D19/174

\* cited by examiner

*Primary Examiner* — Austin Murphy

(74) *Attorney, Agent, or Firm* — Gesmer Updegrave LLP

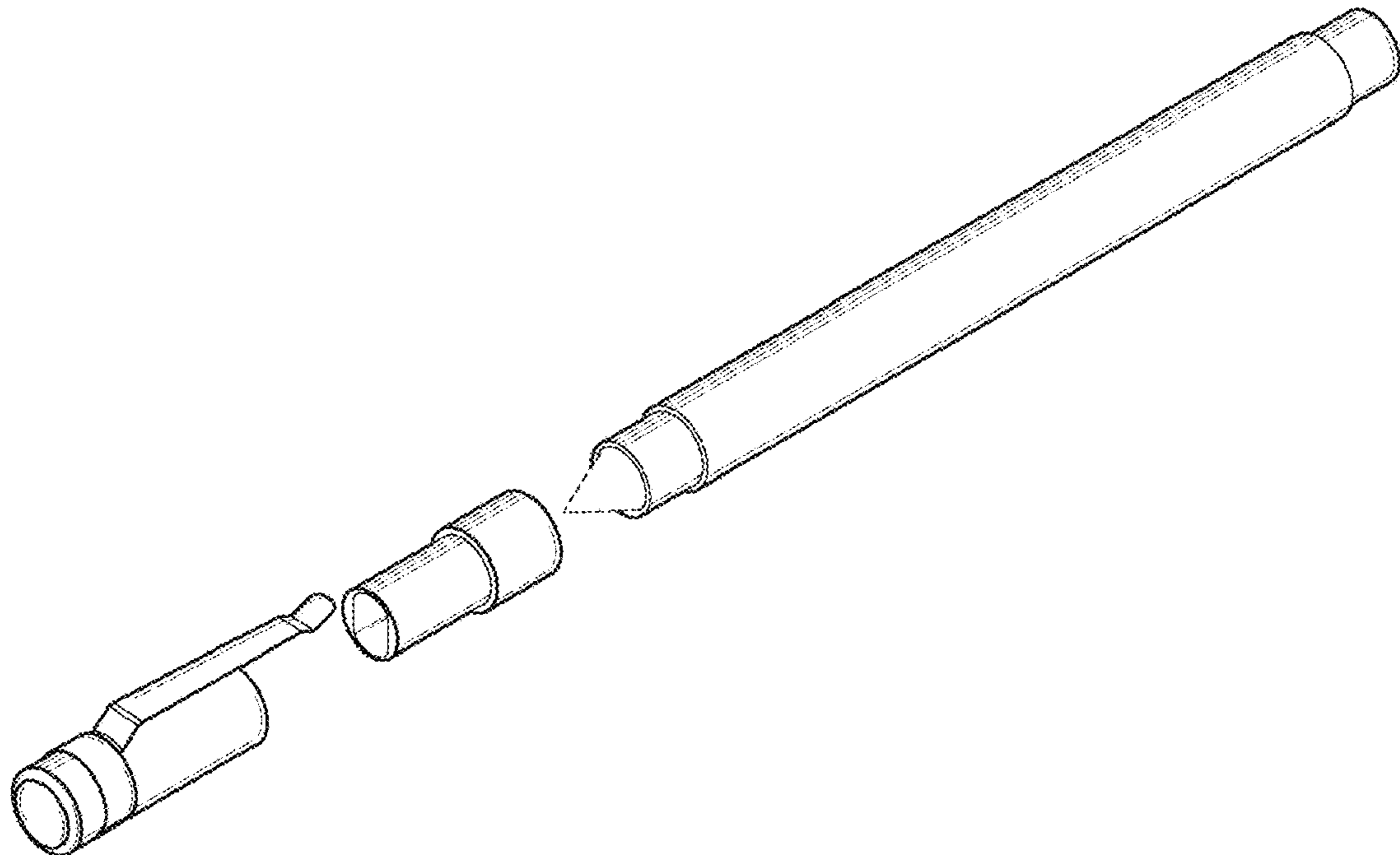
(57) **CLAIM**

What is claimed is the ornamental design for the enclosure for an electrical pencil, as shown.

**DESCRIPTION**

FIG. 1 depicts an isometric perspective of the enclosure for an electrical pencil;  
FIG. 2 depicts a partially exploded view thereof;  
FIG. 3 depicts an exploded view thereof;  
FIG. 4 depicts a front view thereof;  
FIG. 5A depicts a rear view thereof;  
FIG. 5B depicts a rear view of an alternate embodiment;  
FIG. 6 depicts a left side view of the enclosure for an electrical pencil of FIG. 1;  
FIG. 7 depicts a right side view thereof;  
FIG. 8 depicts a top view thereof; and,  
FIG. 9 depicts a bottom view thereof.  
The broken lines in the Figures form no part of the claimed design.

**1 Claim, 7 Drawing Sheets**



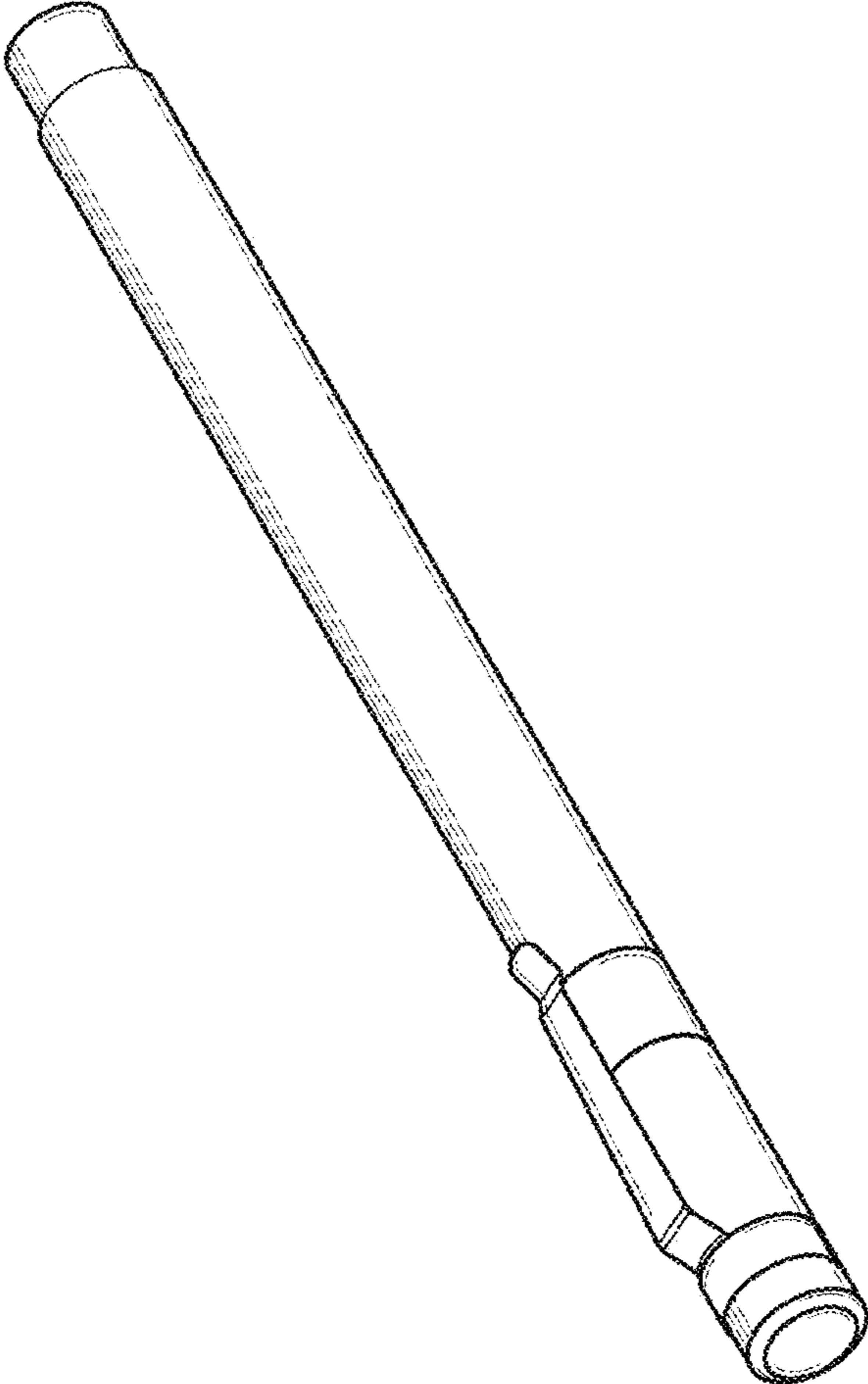


FIG. 1

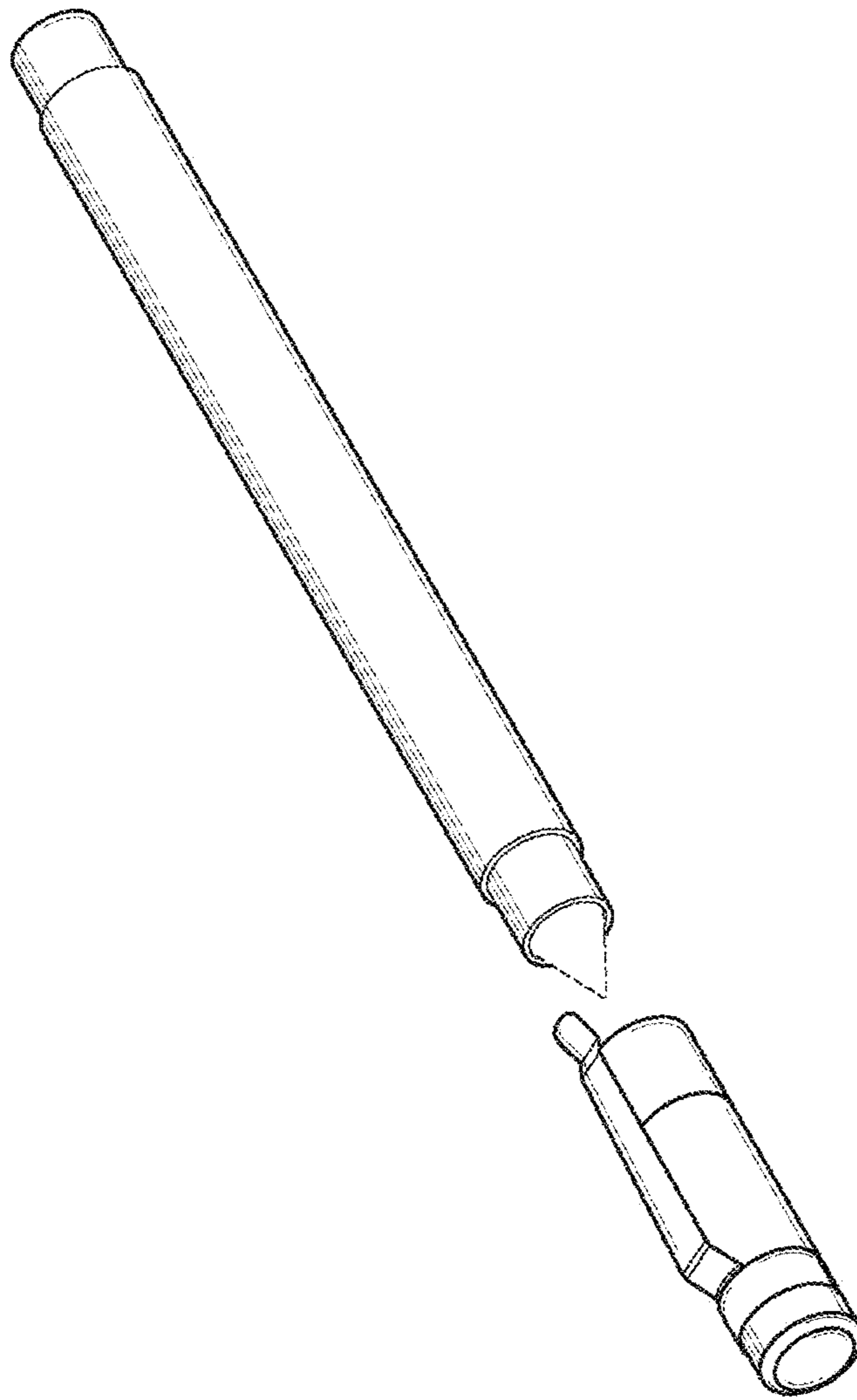


FIG. 2

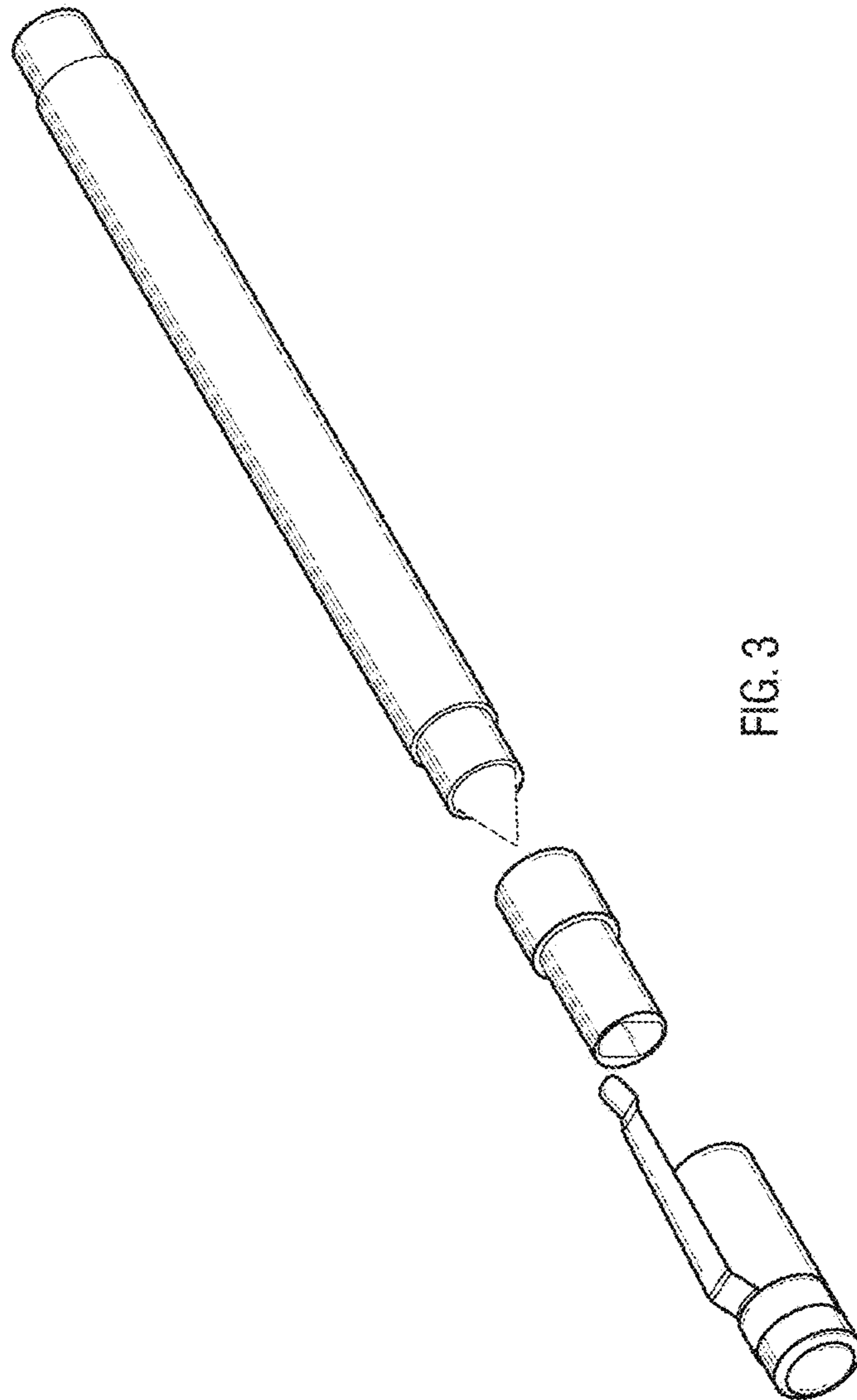


FIG. 3




FIG. 4



FIG. 5A




FIG. 5B



FIG. 6




FIG. 7

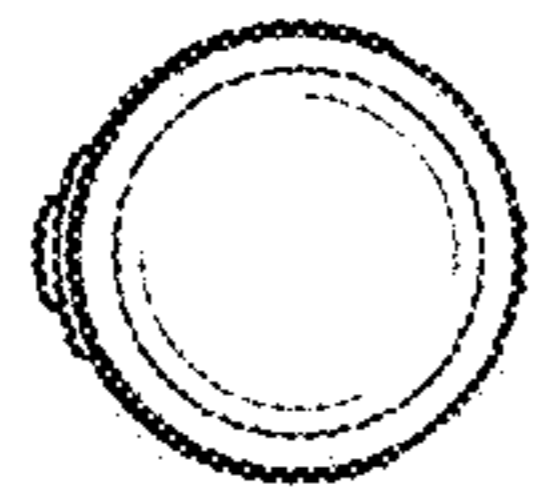


FIG. 8

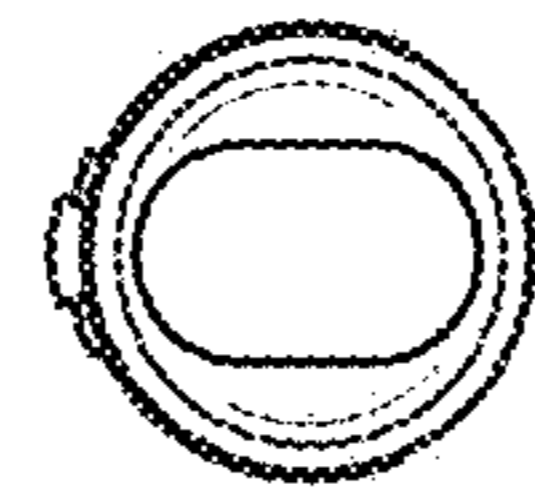


FIG. 9