



US00D783020S

(12) **United States Design Patent** (10) **Patent No.:** **US D783,020 S**
Inoue (45) **Date of Patent:** **** Apr. 4, 2017**

(54) **DISPLAY WITH SPEAKER**

(56) **References Cited**

(71) Applicant: **Panasonic Intellectual Property Management Co., Ltd.**, Osaka (JP)

U.S. PATENT DOCUMENTS

(72) Inventor: **Takashi Inoue**, Kyoto (JP)

D669,076 S *	10/2012	Haller	D14/374
D718,731 S *	12/2014	Lee	D14/126
D722,988 S *	2/2015	Kim	D14/126
D732,492 S *	6/2015	Lee	D14/126
D736,168 S *	8/2015	Kim	D14/126
D737,235 S *	8/2015	Kim	D14/126

(73) Assignee: **Panasonic Intellectual Property Management Co., Ltd.**, Osaka (JP)

FOREIGN PATENT DOCUMENTS

(**) Term: **15 Years**

JP	D1308202	8/2007
JP	D1390700	6/2010

(21) Appl. No.: **29/546,687**

* cited by examiner

(22) Filed: **Nov. 24, 2015**

Primary Examiner — Freda S Nunn

(30) **Foreign Application Priority Data**

(74) *Attorney, Agent, or Firm* — Panasonic IP Management; Kerry S. Culpepper

Jun. 9, 2015 (JP) 2015-012803

(51) **LOC (10) Cl.** **14-02**

(57) **CLAIM**

(52) **U.S. Cl.**
USPC **D14/374**

I claim the ornamental design for a display with speaker, as shown and described.

(58) **Field of Classification Search**

DESCRIPTION

USPC D14/371-375, 125-129, 336, 337, 341, D14/239, 172, 204, 209.1, 210, 214-216, D14/221; 341/12; 345/104, 156, 168, 345/173; 348/180, 184, 325, 739; 349/1, 349/2, 11, 62; 361/679.05-679.07, 361/679.21; D6/300, 308
 CPC G06F 1/16; G06F 1/1601; G06F 3/037; G06F 1/162; G06F 1/1613; G06F 1/133308; F16M 11/02; F16M 11/10; F16M 11/00; F16M 11/06; F16M 11/18; F16M 11/045; F16M 11/105; H04R 1/02; H04R 5/02; H05K 1/16; H05K 5/00; H04B 1/00

FIG. 1 is a front perspective view of a display with speaker of the present invention;
 FIG. 2 is a front view thereof;
 FIG. 3 is a rear view thereof;
 FIG. 4 is a left side view thereof;
 FIG. 5 is a right side view thereof;
 FIG. 6 is a top view thereof;
 FIG. 7 is a bottom view thereof;
 FIG. 8 is an end view taken along the line 8-8 in FIG. 2 with the internal parts being omitted; and,
 FIG. 9 is an end view taken along the line 9-9 in FIG. 2 with the internal parts being omitted.

See application file for complete search history.

1 Claim, 9 Drawing Sheets

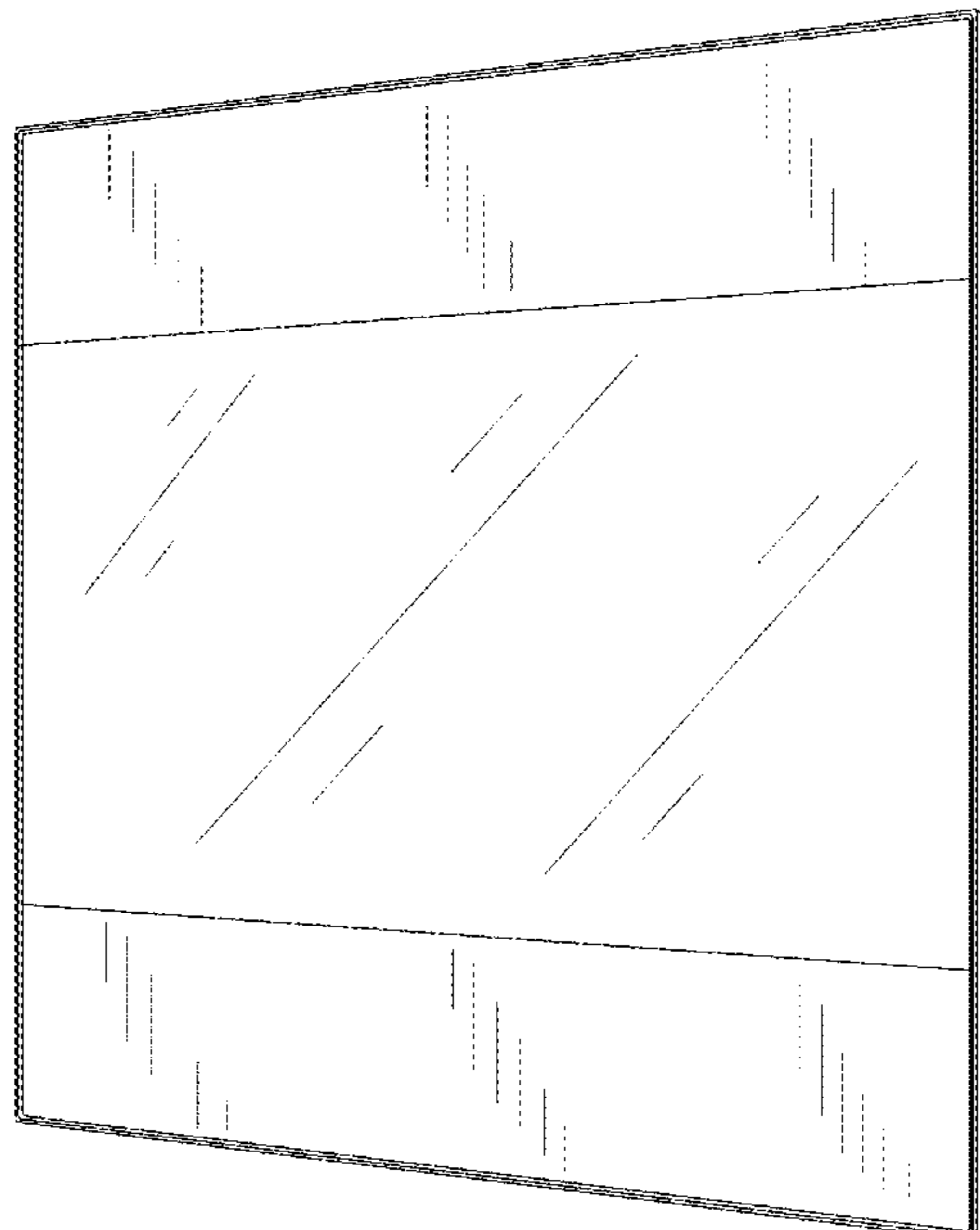


FIG. 1

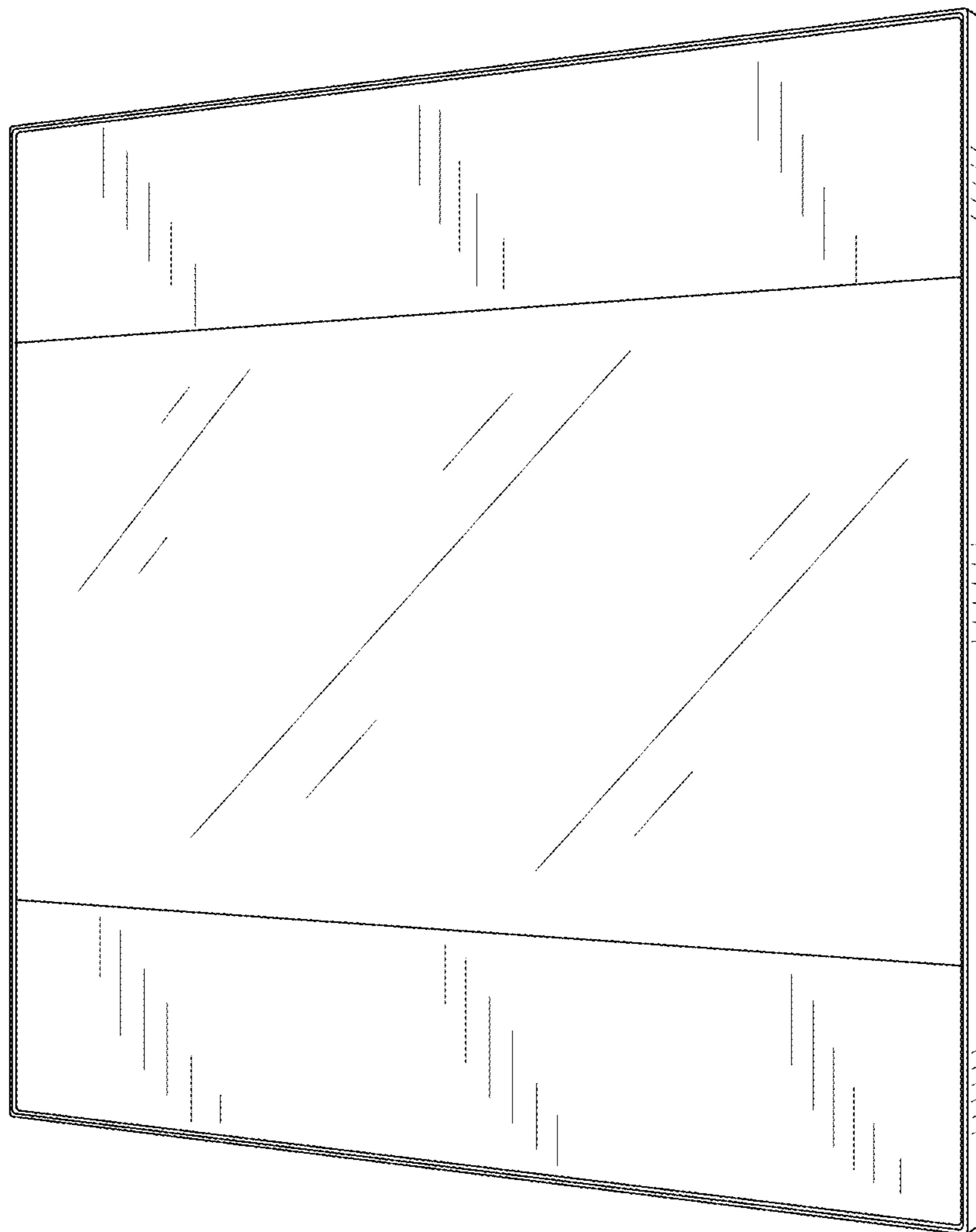


FIG. 2

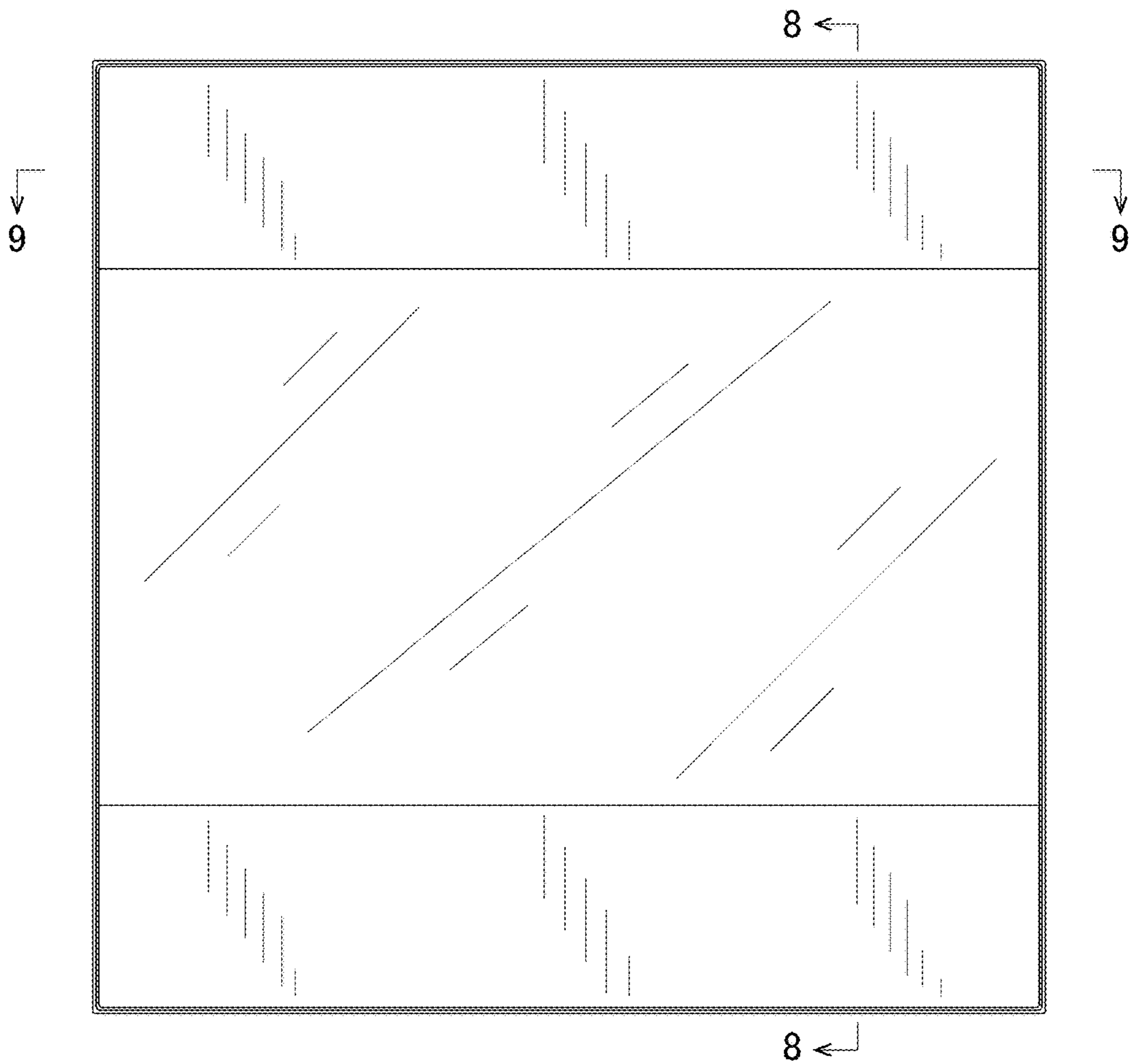


FIG. 3

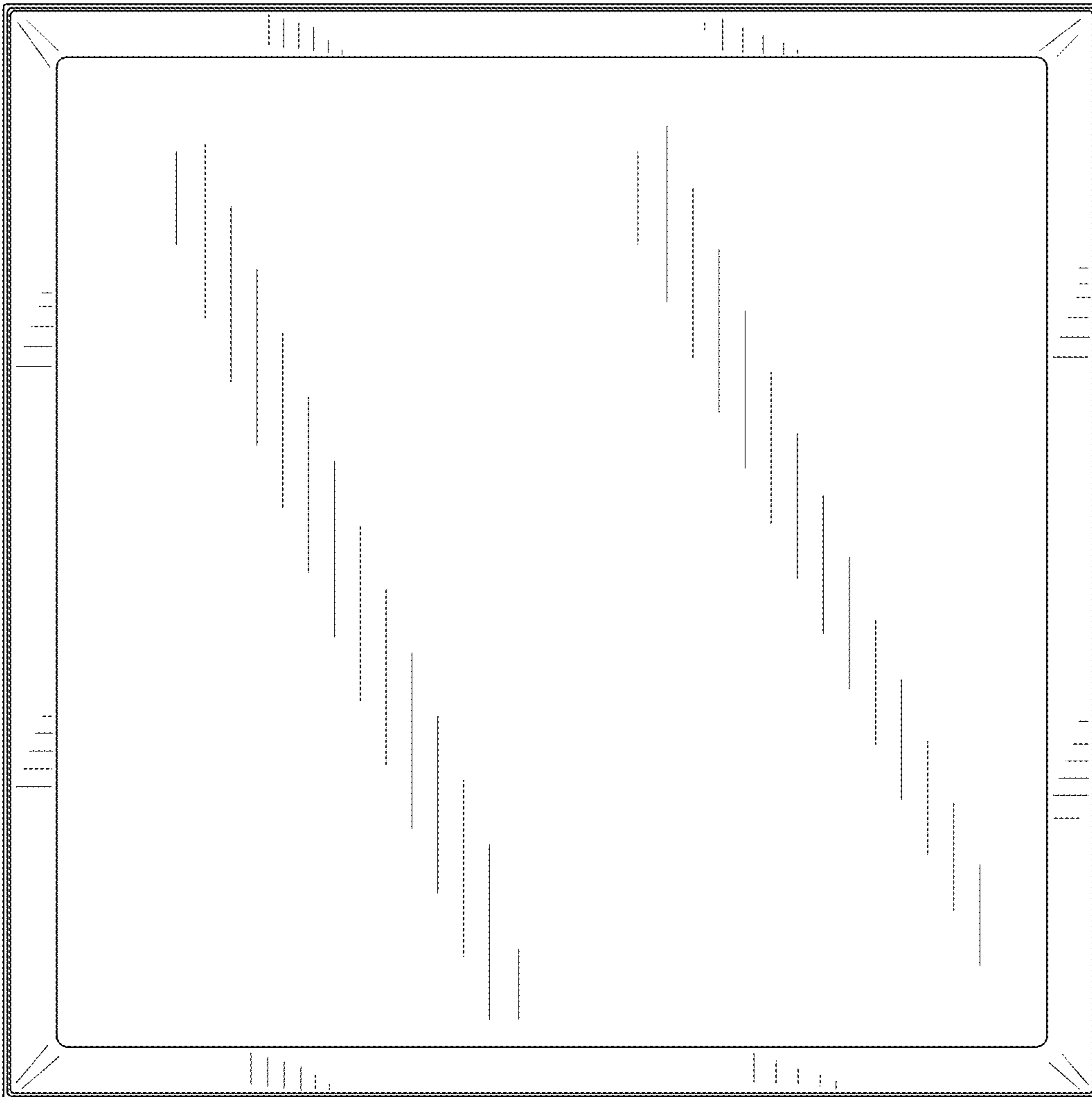


FIG. 4

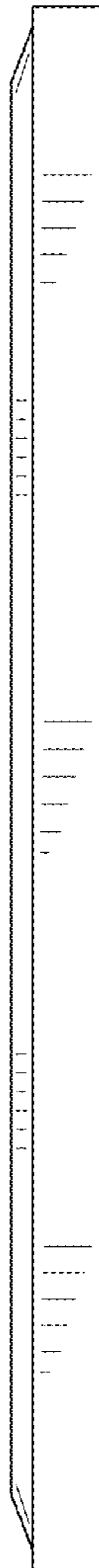


FIG. 5



FIG. 6

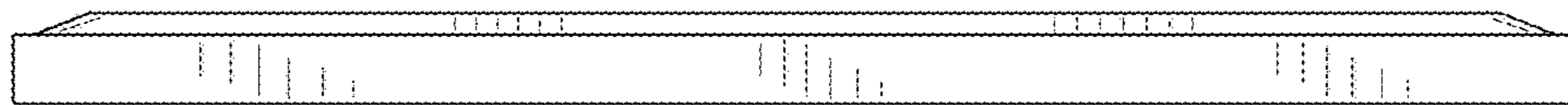


FIG. 7



FIG. 8

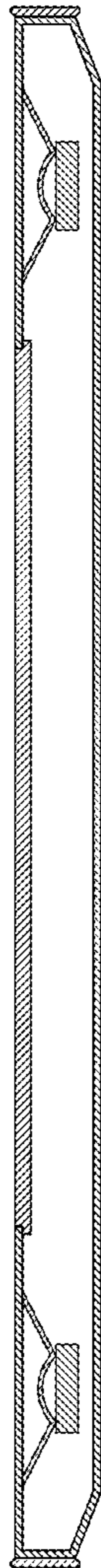


FIG. 9

