



US00D783010S

(12) **United States Design Patent** (10) **Patent No.:** **US D783,010 S**
Lee et al. (45) **Date of Patent:** **** Apr. 4, 2017**

(54) **ELECTRONIC DEVICE**
 (71) Applicant: **Samsung Electronics Co., Ltd.**,
 Suwon-si (KR)
 (72) Inventors: **Minhyouk Lee**, Seongnam-si (KR);
Hyoungshin Park, Seoul (KR); **JooHo Seo**, Seoul (KR)
 (73) Assignee: **SAMSUNG ELECTRONICS CO., LTD.**,
 Suwon-si (KR)
 (**) Term: **15 Years**

D701,192 S * 3/2014 Park D14/138 G
 D710,816 S * 8/2014 Koh D14/138 G
 D728,543 S * 5/2015 Chung D14/248
 D730,860 S * 6/2015 Ryu D14/138 G
 D730,862 S * 6/2015 Lim D14/138 G
 D732,500 S * 6/2015 Choe D14/138 G
 D740,246 S * 10/2015 Kim D14/138 G
 D742,347 S * 11/2015 Kim D14/138 G
 D744,973 S * 12/2015 Lee D14/138 G
 D746,245 S * 12/2015 Ryu D14/138 G
 D749,536 S * 2/2016 Hachiya D14/138 G
 D750,587 S * 3/2016 Park D14/138 G
 D764,427 S * 8/2016 Park D14/138 G
 D764,429 S * 8/2016 Choe D14/138 G

(Continued)

(21) Appl. No.: **29/539,073**
 (22) Filed: **Sep. 10, 2015**
 (30) **Foreign Application Priority Data**
 Jul. 15, 2015 (KR) 30-2015-0035545
 (51) **LOC (10) Cl.** **14-03**
 (52) **U.S. Cl.**
 USPC **D14/248**
 (58) **Field of Classification Search**
 USPC D14/138 AA, 138 AB, 138 AD, 138 AC,
 D14/138 C, 138 G, 138 R, 248, 250, 253,
 D14/341, 440; D3/215, 218
 CPC H05K 5/0217; H04M 1/03; H04B 1/3888;
 H04N 5/2252; A45C 2011/002
 See application file for complete search history.

Primary Examiner — Sheryl Lane
Assistant Examiner — Calvin E Vansant
 (74) *Attorney, Agent, or Firm* — McAndrews Held &
 Malloy, Ltd.

(57) **CLAIM**


The ornamental design for an electronic device, as shown and described.

DESCRIPTION

FIG. 1 is a front perspective view of an electronic device showing our new design;
 FIG. 2 is a front elevation view thereof;
 FIG. 3 is a rear elevation view thereof;
 FIG. 4 is a left-side elevation view thereof;
 FIG. 5 is a right-side elevation view thereof;
 FIG. 6 is a top plan view thereof;
 FIG. 7 is a bottom plan view thereof; and,
 FIG. 8 is a rear perspective view thereof.
 The dashed broken lines depict portions of the electronic device that form no part of the claimed design.
 The dot-dash broken lines represent an unclaimed boundary line, and form no part of the claimed design.

(56) **References Cited**
 U.S. PATENT DOCUMENTS
 D670,262 S * 11/2012 Mitchell D14/138 G
 D682,239 S * 5/2013 Yeh D14/138 G
 D692,880 S * 11/2013 Song D14/341
 D693,789 S * 11/2013 Ryu D14/138 G
 D700,589 S * 3/2014 Yoo D14/138 G

1 Claim, 6 Drawing Sheets



(56)

References Cited

U.S. PATENT DOCUMENTS

D765,624 S * 9/2016 Kim D14/248
D765,645 S * 9/2016 Kim D14/250

* cited by examiner

FIG.1




FIG.2




FIG.3




FIG.4

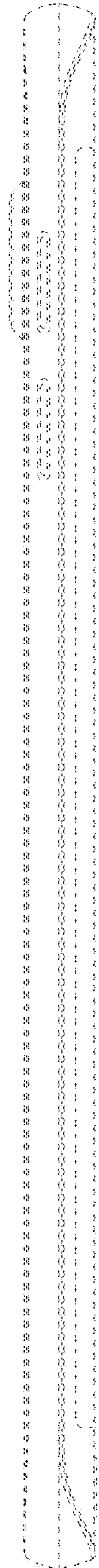


FIG.5

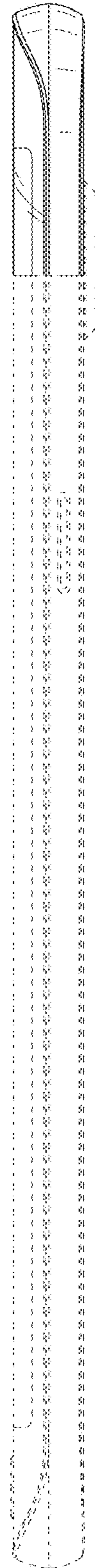


FIG.6




FIG.7

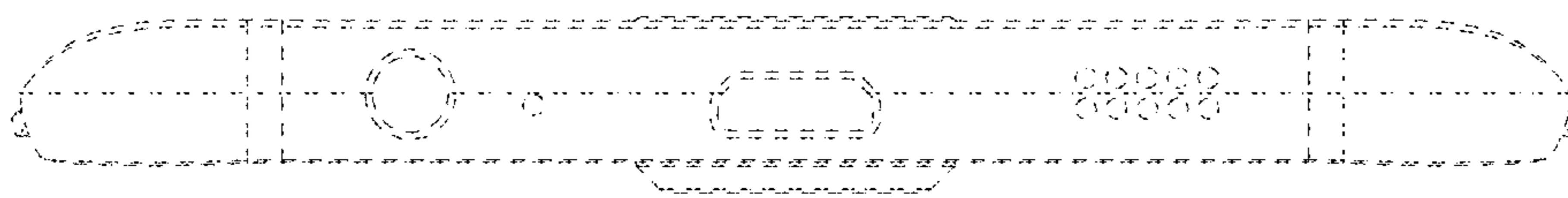


FIG.8

