



US00D782981S

(12) **United States Design Patent**  
**Murphy et al.**

(10) **Patent No.:** **US D782,981 S**

(45) **Date of Patent:** **\*\* Apr. 4, 2017**

(54) **BUSBAR**

43/00; H01M 5/02; H02K 5/22; H02K 5/25; H02K 3/18; H02K 5/52

(71) Applicant: **GENERAL ELECTRIC COMPANY**,  
Schenectady, NY (US)

See application file for complete search history.

(72) Inventors: **Mark Allen Murphy**, Erie, PA (US);  
**Jason Daniel Kuttenkuler**, Erie, PA (US);  
**Sean Patrick Cillessen**, Lawrence Park, PA (US);  
**Aiqin Jiang**, Shanghai (CN)

(56) **References Cited**

U.S. PATENT DOCUMENTS

D760,658 S \* 7/2016 Perlaguri ..... D13/147

\* cited by examiner

(73) Assignee: **General Electric Company**,  
Schenectady, NY (US)

*Primary Examiner* — Daniel Bui

(\*\*) Term: **15 Years**

(74) *Attorney, Agent, or Firm* — John A. Kramer; Global Patent Operation

(21) Appl. No.: **29/566,032**

(57) **CLAIM**

The ornamental design for a busbar, as shown and described.

(22) Filed: **May 26, 2016**

**DESCRIPTION**

**Related U.S. Application Data**

(62) Division of application No. 29/542,280, filed on Oct. 13, 2015, now Pat. No. Des. 760,661, which is a division of application No. 29/510,279, filed on Nov. 26, 2014, now Pat. No. Des. 743,901.

FIG. 1 is a perspective view of a busbar showing our new design;

FIG. 2 is a top plan view thereof;

FIG. 3 is a bottom plan view thereof;

FIG. 4 is a front view thereof;

FIG. 5 is a rear view thereof;

FIG. 6 is a side view thereof; and,

FIG. 7 is an opposite side view thereof.

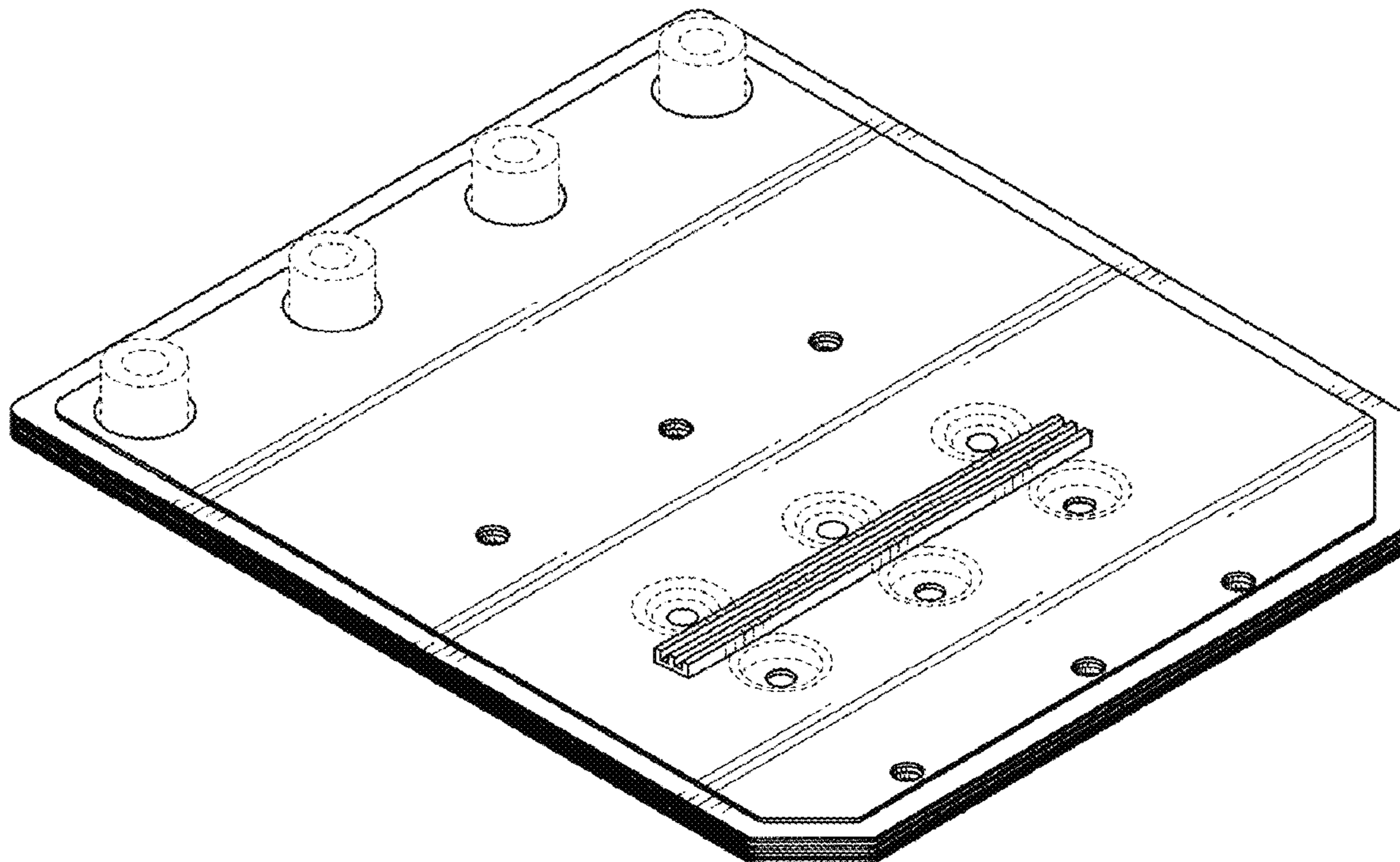
(51) **LOC (10) Cl.** ..... **13-03**

(52) **U.S. Cl.**  
USPC ..... **D13/147; D13/154**

(58) **Field of Classification Search**  
USPC ..... D13/123, 133, 146, 147, 154, 184, 199  
CPC . H01R 9/24; H01R 9/26; H01R 12/00; H01R 25/14; H01R 25/16; H01R 13/46; H01R 24/76; H01M 10/02; H01M 2/30; H01M

The broken line portion of the figure drawings is included to show unclaimed subject matter only and forms no part of the claimed designs.

**1 Claim, 4 Drawing Sheets**



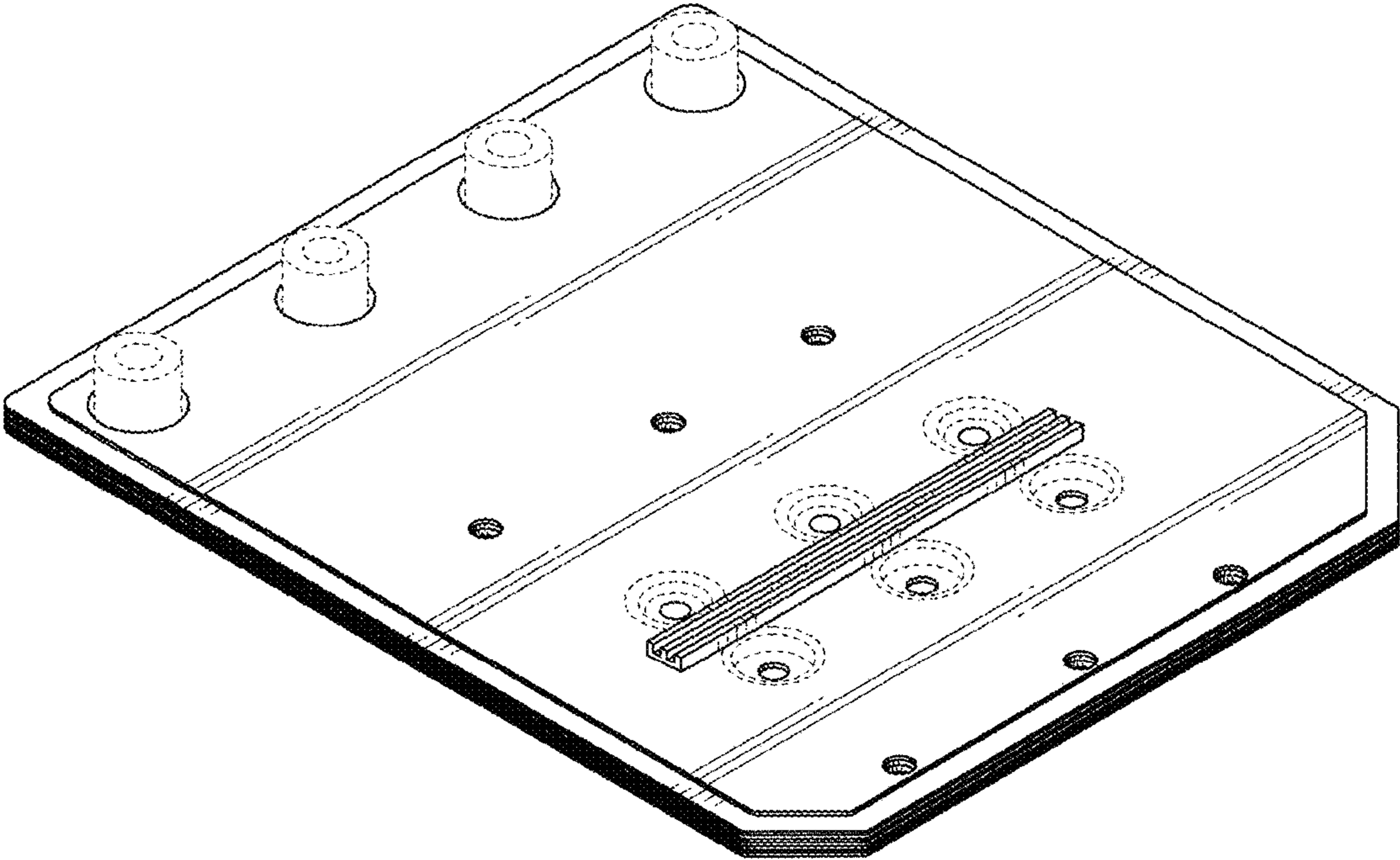


FIG. 1

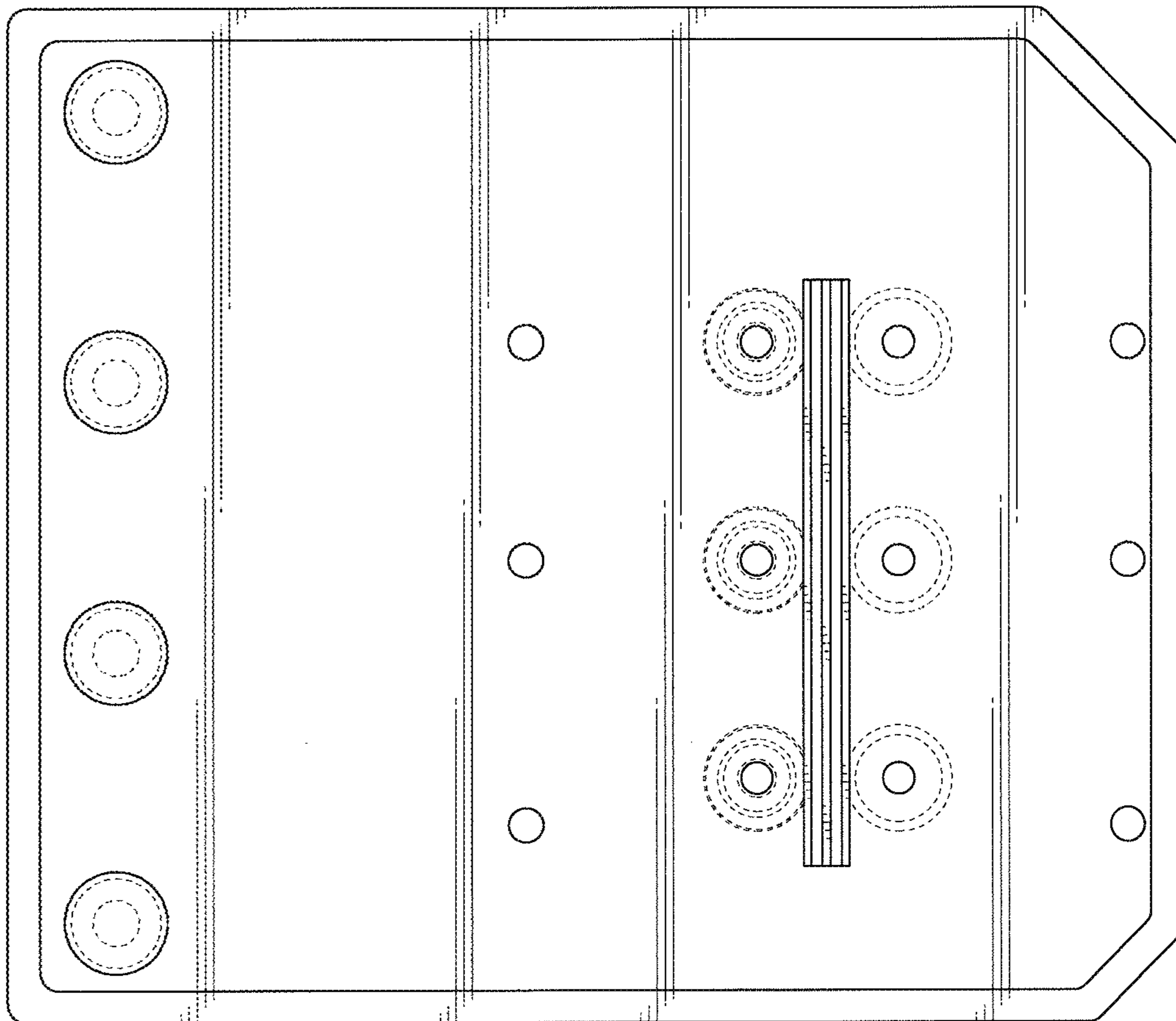


FIG. 2

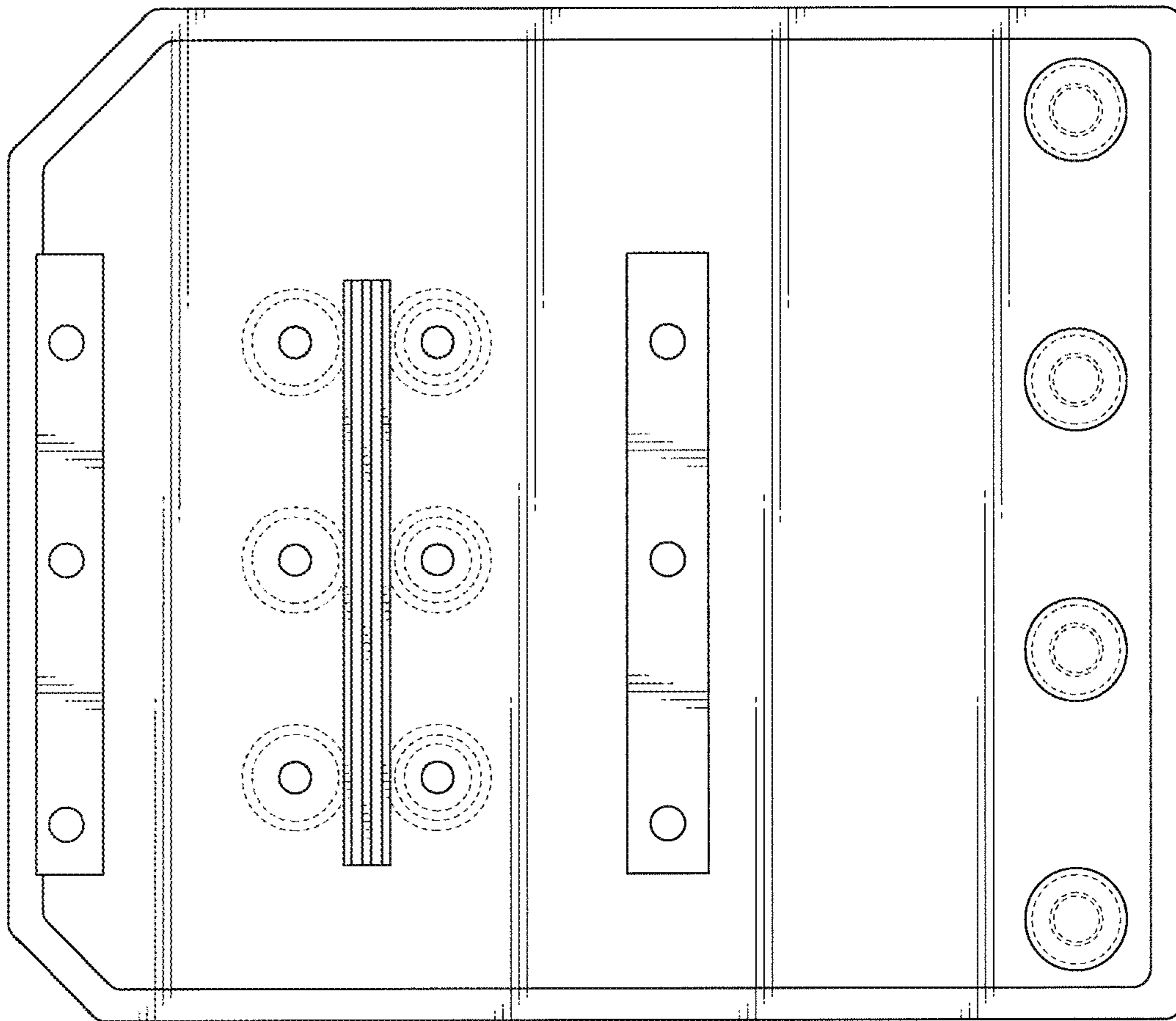


FIG. 3




FIG. 4



FIG. 5

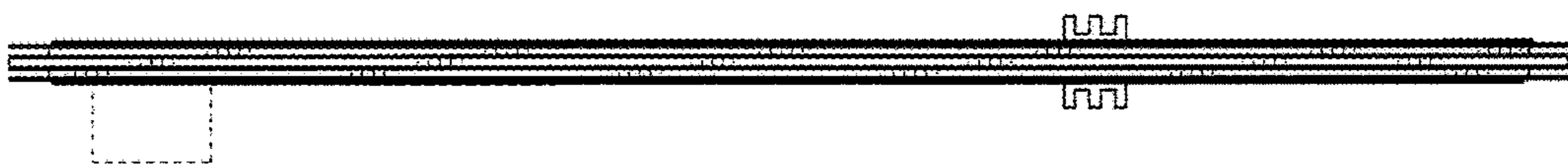


FIG. 6



FIG. 7